



nova  
**FRONT-MOUNTED  
ROLLER SHUTTERS**

Assembly sets

# moveIT

## Configuration of the HELLA products

- Powerful product configurator for sun protection products
- All HELLA products are available in the system
- Safe and guided product data recording for offers and orders
- List prices and conditions of purchase are stored for our customers, that the customer can see the correct customer-specific purchase price as well as the margin at any time
- A professional offer is immediately available at the push of a button and can be forwarded to the customer

## Advantages

- Easiest employee training due to the possible and allowed selection of a product.
- Saves time and costs
- Reducing extensive training for the products due to options and standard recordings.
- Graphic support in the course of the configuration
- Printed price lists are no longer required.
- Products and prices are always up-to-date
- Ongoing checking of the products for feasibility due to comprehensive, integrated checks; in this way products that are technically not feasible are excluded
- Orders are immediately digitally forwarded to HELLA, the completion of forms is no longer necessary and thus no transmission errors can occur and manual input is not required.
- Tailor-made interfaces to industrial systems
- Data exchange via XML OpenTrans possible

## Available systems

### moveIT@ISS+

- Advanced possibilities for dealers of sun protection products with own customer management
- Management of own articles
- Digital order direct at HELLA
- Products are offline available at the customer

### moveIT@EASY

- WEB solution for small dealers of sun protection products
- Easiest offer preparation and digital order directly at HELLA
- No software installation

### moveIT@WEB as interface to SBH realised

- Integrated directly in the industry-sector-specific software from SBH
- Offer preparation and order management directly from within SBH
- Digital order direct at HELLA



<b>General.....</b>	<b>5</b>
Innovations/modifications .....	5
Type overview - nova build-on roller shutter .....	6
Wind resistance.....	10
General notes.....	15
Overview: Box Sizes.....	16
Application sizes.....	18
Size overview of the drives .....	26
Legend .....	32
<b>Assembly sets .....</b>	<b>33</b>
01. Box top boards - square design, extruded .....	34
02. Side covers - square design .....	39
03. Box top boards - square design extruded .....	44
04. Side covers - square design .....	49
05. Side covers - deflector plates for square-slanted, square designs.....	55
06. Box top boards - plaster base design.....	59
07. Box top boards - round extruded.....	61
08. Side covers - round design .....	65
09. Side covers - deflector plates for round design .....	71
10. Box top boards - accessories.....	75
11. Box top boards - fastening devices.....	76
12. Guide rails - single guidance.....	78
13. Guide rails - double guidance .....	85
14. Guide rails - entry guides.....	88
15. Guide rails - toggle catches .....	91
16. Guide rails - accessories .....	93
17. Drive system - 14mm lift tape .....	97
18. Drive system - tape take up reel .....	107
19. Drive system - lift tape guidances .....	109
20. Drive system - lift tape gear .....	113
21. Drive systems - crank handle standard design.....	115
22. Drive system - crank handle on the outside .....	119
23. Drive system - crank handle accessories.....	127
24. Drive system - motor SW40 .....	133
25. Drive system - Motor SW60 .....	137
26. Drive system - motor accessories .....	151
27. Drive system - pull cord .....	164
28. Shaft + bearing - SW40 .....	169
29. Shaft + bearing - SW60 .....	172

30. Shaft + bearing - linking elements.....	175
31. Blind - profiles and locking devices .....	183
32. Blind - mountings.....	187
33. Blind - end rod weights .....	188
34. Insulations - single guide rail.....	190
35. Insulations - double guide rail .....	192
36. Insulations - box .....	194
37. Insulations - Isotherm .....	197
38. Insect roller blind integrated.....	198
<b>Assembly instructions .....</b>	<b>202</b>
Assembly Instructions nova front-mounted roller shutter.....	202
Cutting dimensions .....	204
Prefabrication of top boards.....	210
Prefabrication of end caps .....	212
Prefabrication of guide rails .....	216
Assembling the roller shutter box.....	218
Assembling the octagon steel shaft .....	220
Assembly insect screen.....	224
Assembly of the roller shutter curtain.....	226
Closing the box.....	228
Insulation.....	230
Installation details .....	233
Safety instructions .....	234
Installation Instructions .....	237
Operating guidelines.....	238
Maintenance Instructions and Servicing.....	240


# Innovations/modifications

## Addition nova box sizes Q16XL and Q20



To complete the product range, the square box sizes Q16XL and Q20 are being introduced for the nova visible and plaster base box.

## Design modification nova plaster base



The plaster base box is only available in the square box shape once the material has been utilised. In addition, the plaster base will in future be realised by mounting an L-shaped box end profile on the square visible box.

The box end profile is available in 5 different leg lengths (15, 25, 35, 45, 55) or can also be deselected in order to enable a plastering strip to be fitted directly to the box.


## Discontinued products

The following products will be removed from the range and will no longer be available after stocks have been utilised.

1. Roll-formed front-mounted roller shutter boxes
2. 45° extruded front-mounted roller shutter box
3. 27° and 45° extruded front-mounted roller shutter box - Plaster base element

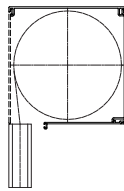
# Type overview - nova build-on roller shutter

## Front-mounted roller shutter, aluminium box extruded

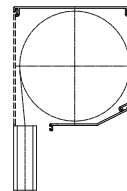


Box size	13	13XL	16	16XL	18	20
Box height [mm]	139	139	169	169	185	209
Box depth [mm]	139	159	169	186	185	209
Box depth round [mm]	150	167	177	193	193	219
quadratic	●	●	●		●	
Square	●	●	●	●	●	●
Round	●	●	●	●	●	●

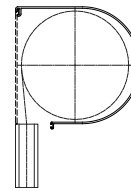
Square design



Square



Round

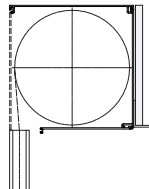


## Plaster base element, aluminium box extruded



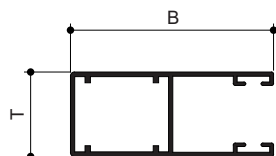
Box size	13	13XL	16	16XL	18	20
Box height [mm]	139	139	169	169	185	209
Box depth [mm]	149	169	179	196	195	219
quadratic	●	●	●	●	●	●

quadratic design



# Type overview - nova build-on roller shutter

## Guide rails



Single guidance	B [mm]	T [mm]	Double guidance	B [mm]
Type 01	53	22	Type 08	79
Type 02	45	22		
Type 11	60	22		
Type 12	68	22		
Type 16	53	39	Type 23	79
Type 15	53	39	Type 17	79
Type 21	53	39		
Type 20	56	44		
Type 22	53	22/60		
Type 24	53	26		
Type 25	66	27		

## Roller shutter profile



Type	Description
K37.	Plastic profile, double-walled with light and ventilation slots, with 2 grooves
K52	Plastic profile, double-walled with light and ventilation slots, with 3 grooves
A37	Aluminium profile, double-walled, foamed, with light and ventilation slots, with 2 grooves
A52	Aluminium profile, double-walled, foamed, with light and ventilation slots, with 3 grooves

## Operation



Type	Details
Cord operation	manual operation of the blind by means of a cord; cord roller available as surface-mounted, flush-mounted, semi-recessed or crank-operated take up reel
Lift tape	manual operation of the curtain by means of a lift tape; tape take-up reel available as surface-mounted, flush-mounted, semi-recessed or crank-operated take up reel
Crank handle drive	Manual operation of the blind by means of a folding handle
Motor drive	motor-driven via wire-bound drives, radio-, solar-powered or battery drives

# Type overview - nova build-on roller shutter

## Supplementary equipment

For all nova front-mounted roller shutters the following accessories are available among others:



Integrated insect roller screen



Insulation of box and guide rail



Guide rail toggle catch



# Wind resistance

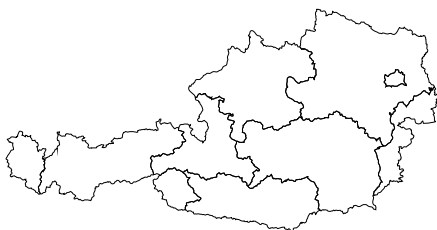
## Wind resistance classes and operating classes according to EN 13659

**Obligatory application since 01.04.2006**

Since 01/04/2006 the outer ends must carry a CE marking pursuant to EN 13659. The following criteria must be observed!

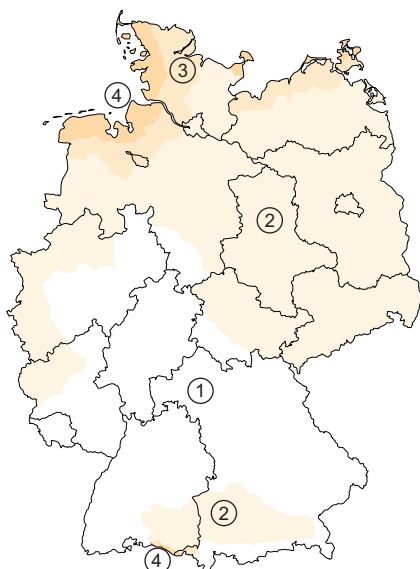
The Federal Association for Roller Shutter & Sun Protection Devices has elaborated the ift guideline that specifies, what wind resistance class is required for which case of application. This guideline "Application recommendation for exterior blinds and shutters" subdivides the federal territory in wind load zones (1) and terrain categories (2). As a result of this zoning, the relevant wind load zone and terrain category can be determined easily via the location of the building. The installation height (3) of the exterior blinds and shutters specifies the third necessary parameter.

### 1. Determining the wind load zones

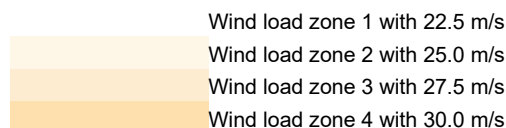


#### Wind load zones in Austria

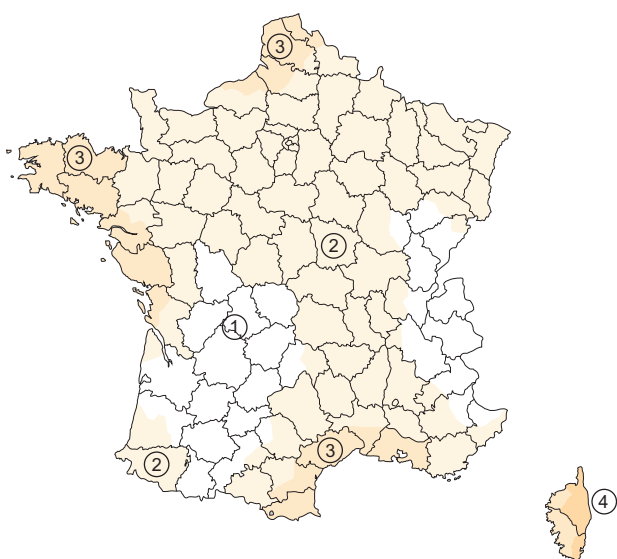
In Austria a calculation of the wind load according to the ÖNORM EN 1991-1-4, ÖNORM B 1991-1-4 must be carried out for each location!



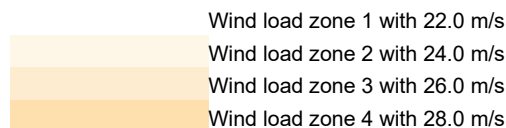
#### Wind load zones in Germany



Source: DIN 1055-4:2005-3, DIN EN 1991-1-4/NA



#### Wind load zones in France



Source: *Choix des classes de résistance au vent des fermetures (DTU 34.2, NF EN 1991-4/NA)*



# Wind resistance

## Wind resistance classes and operating classes according to EN 13659



### Wind load zones in Italy

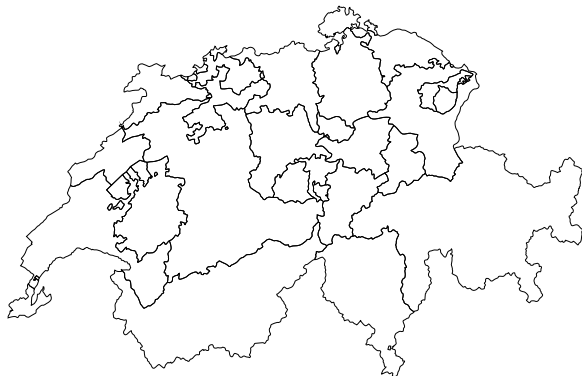
Zone	Description	$V_{b,0}$ [m/s]	$a_0$ [m]
①	Aosta Valley, Piedmont, Lombardy, Trentino-Alto Adige, Veneto, Friuli (with the exception of Trieste)	25	1000
②	Emilia Romagna	25	750
③	Tuscany, the Marches, Umbria, Latium, the Abruzzi, Molise, Apulia, Campania, Basilicata, Calabria (with the exception of Reggio Calabria)	27	500
④	Sicily and Reggio Calabria	28	500
⑤	East of Sardinia (from Cape Teulada to the isle Maddalena)	28	750
⑥	West of Sardinia (from Cape Teulada to the isle Maddalena)	28	500
⑦	Liguria	28	1000
⑧	Province of Trieste	30	1500
⑨	Isles (with the exception of Sicily and Sardinia) and the open sea	31	500

Source: [www.madosoft.it](http://www.madosoft.it)  
(CNR-DT 207-2008)

### Note:

For regions above 1500 m sea level, specifications regarding the climatic conditions and the location must be made.

$V_{b,0}$  [m/s]      Wind speed  
 $a_0$  [m]            Sea level



### Wind load zones in Switzerland

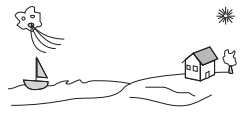


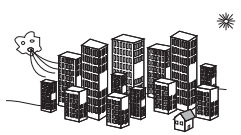
For Switzerland, the VSR information sheet (Vertical Systems Reseller) regarding the influence of the wind resistance on sun and weather protection systems and the standard SIA 261 stated therein applies.

For other countries the values must be requested separately from the local weather services!

# Wind resistance

## Wind resistance classes and operating classes according to EN 13659

### 2. Determining the terrain category

<b>Terrain category I</b> High seas, lakes with at least 5 km of free space downwind, plain country without obstacles	
<b>Terrain category II</b> Terrain with hedges, several farm buildings, houses or trees, e.g. agricultural area	
<b>Terrain category III</b> Suburbs, industrial zones or areas zoned for economic activities, forests	
<b>Terrain category IV</b> Urban areas, whereas buildings with an average height of more than 15 m are built on at least 15% of the area.	

Source: DIN 1055-4:2005-3

### 3. Installation height

The following table of the ift guideline gives the recommended wind resistance class on the basis of the installation height:

Terrain category	Installation height of the exterior blinds and shutters in an average range of 0-8 m Wind load zone				Installation height of the exterior blinds and shutters in an average range of >8-20 m Wind load zone				Installation height of the exterior blinds and shutters in an average range of >20-100 m Wind load zone			
	1	2	3	4	1	2	3	4	1	2	3	4
I	3	4	4	4	4	4	5	5	4	5	5	6
II	3	3	4	4	3	4	4	5	4	5	5	5
III	2	3	3	4	3	3	4	4	4	5	5	5
IV	2	3	3	3	3	3	3	4	4	4	4	5

The minimum class regarding the application recommendations is the wind resistance class 2. This does not mean, that products with the classes 0 and 1 may not be applied.

To ensure the highest possible quality standard, a product of the appropriate wind resistance class is to be recommended.

# Wind resistance

## Wind resistance according to EN 13659

### Wind resistances – Specification of wind resistance classes

Pursuant to EN 13659, a wind resistance class has to be specified for roller shutters. Seven (7) wind resistance classes (0 to 6) are defined for this purpose. Wind resistance class 0 is given, if the roller shutter does not meet the requirements of the wind resistance class 1, or if the wind resistance class has not been measured.

To determine the wind resistance classes, the roller shutter curtain will be exposed to the respective pressure as shown in the opposite table. This showed, that the wind capability depends mainly on the type of the roller shutter profile, the guide rail/the depth of the guide rail groove and the width of the roller shutter.

It is possible that the wind resistance class may be improved by modifying the roller shutter profile or the guide rail.

Wind resistance class	Nominal test pressure p [N/m <sup>2</sup> ]	Safety test pressure 1.5 p [N/m <sup>2</sup> ]
0	<50	<75
1	50	75
2	70	100
3	100	150
4	170	250
5	270	400
6	400	600

### Operating forces

In accordance with EN 13659 our products meet the requirements of the guideline for maximum allowable operating forces.

The following table lists the operating classes according to EN 13659.

Type of operation	Operating force in N	
	Class 1	Class 2
Crank handle	30	15
Lift tape	90	50

Source: EN 13659



### Operability in case of frost

Frozen roller shutters must not be operated. First the units must be freed from snow and ice to make them viable. We do not accept responsibility for damage to the sun protection device, that results from the operation of a frozen unit.

**Recommendation:** If control devices are used, turn off the automatic control device during winter and check that the unit has been freed from ice and snow before it is operated manually.

# Wind resistance

## Wind Force according to Beaufort (Beaufort Scale)

The English Admiral Sir Francis Beaufort /1774-1857) elaborated the Beaufort scale in 1806.

With the help of this scale it is possible to estimate the wind force on the basis of the effects of the wind. The scale ranges from wind force 0 (still air) to 12 (hurricane).

Wind force (degrees acc. to Beaufort)	Description	Average wind speed in a height of 10 m above open country		Dynamic pressure [Pa]	Effect of the wind in the interior land
		m/s	km/h		
0	still air	0-0.2	<1	0	Smoke raises vertically
1	slight draught	0.3-1.5	1-5	0-1	The draught of the smoke shows the wind direction
2	light breeze	1.6-3.3	6-11	2-6	Wind is noticeable in the face, leaves and vanes are moving
3	gentle breeze, light wind	3.4-5.4	12-19	7-18	Wind moves thin twigs and stretches pennants
4	moderate breeze, moderate wind	5.5-7.9	20-28	19-39	Wind moves twigs and thin branches, whirls up dust and loose paper
5	fresh breeze, fresh wind	8-10.7	29-38	40-72	Smaller deciduous trees start to sway, white crests are formed on lakes
6	strong wind	10.8-13.8	39-49	73-119	Strong branches sway, it is difficult to hold an umbrella, telegraph cables sough in the wind
7	near gale	13.9-17.1	50-61	120-183	Resistance felt when walking against the wind, whole trees in motion
8	stormy wind	17.2-20.7	62-74	184-268	Branches break off from the trees, walking outside is difficult
9	storm	20.8-24.4	75-88	269-373	Branches break off from trees, houses are damaged slightly (tiles or smoke hatches were lifted from the roof)
10	heavy storm	24.5-28.4	89-102	374-505	Trees are broken off by the wind, buildings are damaged to a greater extent
11	violent storm	28.5-32.6	103-117	506-665	Trees are uprooted by the wind, widespread storm damages
12	hurricane	from 32.7	from 118	666-853	Heavy devastations

Source: *ift Rosenheim*

# General notes

## Coating quality

We coat the surfaces in facade quality according to the guidelines of the Quality association for piece goods coating (= Quality Control Association for the Coating of Building Components; GSB-Premium).

Due to different production techniques, differences in colors between the roller shutter profiles and the powder-coated aluminium parts cannot be avoided.

Regarding color shade and brightness our colors may differ from the original colors of the color charts RAL 840-HR and RAL 841-GL due to different production techniques.

Due to weathering, a natural influence on the color and the gloss level will occur within the warranty period, which, because of its very slow and constant process, do not negatively affect the visual appearance and is therefore not a fault of the product.

The compliance with the coating specifications does not ensure the prevention of filiform corrosion at profile and cutting edges, especially in chloride-containing environments like maritime regions or regions near the coast.

# Overview: Box Sizes

## Profile K37 - Plastic profile, 37 mm

Box size	Element height incl. box [mm]			
	Steel shaft 40 mm		Steel shaft 60 mm	
		Insect screens		Insect screens
11	900			
13	1600		1400	
13XL	1600	1450	1400	1250
16	2700	1850	2500	1700
16XL	2700	2500	2500	2500
18	3000	2500	3000	2500
20	3000	2500	3000	2500

## Profile K52 - Plastic profile, 52 mm

Box size	Element height incl. box [mm]
	Steel shaft 60 mm
11	
13	
13XL	
16	1700
16XL	1800
18	2100
20	2700

## Profile A37 - Aluminium profile, 37 mm

Box size	Element height incl. box [mm]					
	Steel shaft 40 mm		Steel shaft 60 mm		Top-Safe shaft (aluminium)	
		Insect screens		Insect screens		Insect screens
11	1000				900	
13	1750		1600		1650	
13XL	1750	1700	1600	1350	1750	1700
16	2950	1900	2550	1800	2800	1800
16XL	2950	2500	2550	2500	2800	2500
18	3500	2500	3350	2500	3400	2500
20	4000	2500	4000	2500	4000	2500

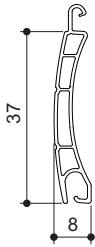
## Profile A52 - Aluminium profile, 52 mm

Box size	Element height incl. box [mm]
	Steel shaft 60 mm
11	
13	
13XL	
16	1800
16XL	2000
18	2350
20	2900



# Application sizes

## Type: K37



Double-walled plastic profile made of extruded, solid colored plastic (37x8 mm), with 2 grooves; the profiles are telescoped with a self-supporting connection. The light gaps are shaped like long holes that are punched into the connection piece. The curtain is locked over the complete height on both sides, so that a lateral shifting of the profiles is not possible.

### Limit sizes

Number of rods:	27 per metre in height
Min. width:	400 mm
Max. width:	1800 mm
Max. surface:	3.1 m <sup>2</sup>
Weight:	3.6 kg/m <sup>2</sup> (without end rod)
Covering width:	37 mm

Box size	Element height incl. box [mm]			
	Steel shaft 40 mm		Steel shaft 60 mm	
		Insect screens		Insect screens
11	900			
13	1600		1400	
13XL	1600	1450	1400	1250
16	2700	1850	2500	1700
16XL	2700	2500	2500	2500
18	3000	2500	3000	2500
20	3000	2500	3000	2500

### Wind resistance classes as per EN 13659

Guide rail width	45	53	60	68
Wind resistance class	Up to a complete width of [mm]			
6		700	700	700
5	700	1000	1000	1000
4	1000	1100	1200	1300
3	1200	1400	1500	1600
2	1400	1600	1600	1800
1	1500	1700	1800	

### Note:

For available colors see chapter "Colors for roller shutter profiles".



# Application sizes

## Tables to select a motor for roller shutter profile K37

Required torque [Nm] for motor drive with octagon steel shaft 40 mm

		600	800	1000	1200	1400	1600	1800	2000	2200	2400	2600	2800	3000	3200	3400	3600	3800	4000
		Width [mm]																	
Height [mm]	600	1	1	2	2	2	2	2	2	3	3	3	3	3	4	4	4	4	4
	800	1	2	2	2	2	3	3	3	3	4	4	4	5	5	5	5	6	6
	1000	2	2	2	3	3	3	4	4	4	5	5	5	6	6	6	7	7	8
	1200	2	2	3	3	3	4	4	5	5	6	6	6	7	7	8	8	9	9
	1400	2	2	3	3	4	5	5	6	6	6	7	8	8	9	9	10	10	11
	1600	2	3	3	4	5	5	6	6	7	7	8	9	9	10	10	11	12	12
	1800	2	3	4	4	5	6	6	7	8	8	9	10	10	11	12	12	13	
	2000	3	3	4	5	6	6	7	8	9	9	10	11	12	12	13			
	2200	3	4	5	5	6	7	8	9	10	11	11	12	13					
	2400	3	4	5	6	7	8	9	10	11	12	12	13						
	2600	3	5	6	7	8	9	10	11	12	13								
	2800	4	5	6	7	8	9	11	12	13									
	3000	4	5	6	8	9	10	11	13										
	3200	4 Nm	4	6	7	8	10	11	12	13									
	3400		5	6	8	9	10	12	13										
	3600		5	7	8	10	11	13											
3800		6	7	9	10	12	13												
4000		6	7	9	11	13													
		9 Nm			13 Nm														

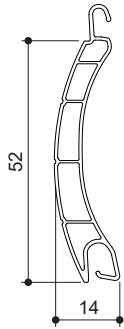
Required torque [Nm] for motor drive with octagon steel shaft 60 mm

		600	800	1000	1200	1400	1600	1800	2000	2200	2400	2600	2800	3000	3200	3400	3600	3800	4000	
		Width [mm]																		
Height [mm]	600	1	1	2	2	2	2	2	3	3	3	3	4	4	4	4	4	5	5	
	800	1	2	2	2	3	3	3	4	4	4	5	5	5	6	6	6	6	7	
	1000	2	2	3	3	3	4	4	5	5	5	6	6	7	7	8	8	8	9	
	1200	2	3	3	4	4	5	5	6	6	7	7	8	8	9	9	10	10	11	
	1400	2	3	3	4	5	5	6	7	7	8	8	9	10	#	11	11	12	13	
	1600	3	3	4	5	5	6	7	8	8	9	10	10	11	12	12	13	14	15	
	1800	3	4	5	5	6	7	8	9	9	10	12	12	12	13	14	15	16	16	
	2000	3	4	5	6	7	8	9	9	10	11	13	13	14	15	16	17	18	18	
	2200	3	5	5	6	7	8	9	10	11	12	14	14	15	16	17	18	19	20	
	2400	4	5	6	7	8	9	10	11	12	14	16	16	17	18	19	20	21	22	
	2600	4	5	6	8	9	10	11	12	14	15	17	17	18	19	21	22	23	24	
	2800	4	6	7	8	9	11	12	13	15	16	18	18	20	21	22	24	25	26	
	3000	5	6	7	9	10	12	13	14	16	17	20	20	21	23	24	25	27	28	
	3200	5	6	8	9	11	12	14	15	17	18	21	21	23	24	26	27	29	30	
	3400	5	7	9	10	12	13	15	17	18	20	23	23	25	26	28	29	31	33	
	3600	6	7	9	11	12	14	16	18	19	21	24	24	26	28	30	31	33	35	
3800	6	8	10	11	13	15	17	19	21	22	26	26	28	30	31	33	35	37		
4000	6	8	10	12	14	16	18	20	22	24	28	28	30	32	34	35	37	39		
		6 Nm	10 Nm			15 Nm			20 Nm				30 Nm				40 Nm			

**Note:** An increase of the torque by +10% per linked element must be observed.  
 Tables serve as the basis for specifying the torque! The dimensional restrictions are shown in the limit size tables!

# Application sizes

## Type: K52



Double-walled plastic profile made of extruded, solid colored plastic (52x14 mm), with 3 grooves. Profiles are telescoped directly with a self-supporting connection. The light gaps are shaped like long holes that are punched into the connection piece. The curtain is locked over the complete height on both sides, so that a lateral shifting of the profiles is not possible.

### Limit sizes

Number of rods:	19 per metre in height
Min. width:	400 mm
Max. width:	2300 mm
Max. surface:	4.5 m <sup>2</sup>
Weight:	3.5 kg/m <sup>2</sup> (without end rod)
Covering width:	52 mm

Box size	Element height incl. box [mm] Steel shaft 60 mm
11	
13	
13XL	
16	1700
16XL	1800
18	2100
20	2700

### Wind resistance classes as per EN 13659

Guide rail width	53
Wind resistance class	Up to a complete width of [mm]
6	1100
5	1300
4	1500
3	1800
2	2200
1	2300

### Note:

For available colors see chapter "Colors for roller shutter profiles".

# Application sizes

## Tables to select a motor for roller shutter profile K52

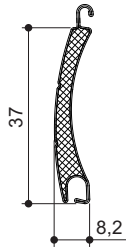
Required torque [Nm] for motor drive with octagon steel shaft 60 mm

		600	800	1000	1200	1400	1600	1800	2000	2200	2400	2600	2800	3000	3200	3400	3600	3800	4000	
		Width [mm]																		
Height [mm]	600	1	2	2	2	2	3	3	3	3	4	4	4	4	5	5	5	5	6	
	800	2	2	3	3	3	3	4	4	4	5	5	6	6	6	7	7	7	8	
	1000	2	2	3	3	4	4	5	5	6	6	7	7	8	8	8	9	9	10	
	1200	2	3	3	4	5	5	6	6	7	7	8	9	9	10	10	11	11	12	
	1400	3	3	4	5	5	6	7	7	8	9	9	10	11	11	12	13	13	14	
	1600	3	4	4	5	6	7	8	8	9	10	11	11	12	13	14	15	15	16	
	1800	3	4	5	6	7	8	8	9	10	11	12	13	14	15	16	16	17	18	
	2000	3	5	5	6	7	8	9	10	11	12	13	14	15	16	17	18	19	20	
	2200	4	5	6	7	8	9	11	12	13	14	15	16	17	18	19	21	22	23	
	2400	4	5	7	8	9	10	12	13	14	15	16	18	19	20	21	23	24	25	
	2600	5	6	7	9	10	11	13	14	15	17	18	19	21	22	24	25	26	28	
	2800	5	6	8	9	11	12	14	15	17	18	20	21	23	24	26	27	29	30	
	3000	5	7	9	10	12	13	15	17	18	20	21	23	25	26	28	29	31	33	
	3200	6	7	9	11	13	14	16	18	20	21	23	25	27	28	30	32	34	35	
	3400	6 Nm	6	8	10	12	14	16	17	19	21	23	25	27	29	31	32	34	36	38
	3600		7	9	11	13	15	17	19	21	23	25	27	29	31	33	35	37	39	
3800		7	9	11	13	16	18	20	22	24	26	29	31	33	35	37	39			
4000		7	10	12	14	17	19	21	24	26	28	31	33	35	37	40				

**Note:** An increase of the torque by +10% per linked element must be observed.  
 Tables serve as the basis for specifying the torque! The dimensional restrictions are shown in the limit size tables!

# Application sizes

## Type: A37



Double-walled, roll formed aluminium roller shutter profile with light gaps (37x8.2 mm), with 2 grooves; hollow space foamed with polyurethane. Outer surfaces coated with thick lacquer, profiles are telescoped with a self-supporting connection. The light gaps are shaped like long holes that are punched into the connection piece. The curtain is locked over the complete height on both sides, so that a lateral shifting of the profiles is not possible.

### Limit sizes

Number of rods:	27 per metre in height
Min. width:	400 mm
Max. width:	3000 mm
Max. surface:	7.5 m <sup>2</sup>
Weight:	2.6 kg/m <sup>2</sup> (without end rod)
Covering width:	37 mm

Box size	Element height incl. box [mm]					
	Steel shaft 40 mm		Steel shaft 60 mm		Top-Safe shaft (aluminium)	
		Insect screens		Insect screens		Insect screens
11	1000				900	
13	1750		1600		1650	
13XL	1750	1700	1600	1350	1750	1700
16	2950	1900	2550	1800	2800	1800
16XL	2950	2500	2550	2500	2800	2500
18	3500	2500	3350	2500	3400	2500
20	4000	2500	4000	2500	4000	2500

### Wind resistance classes as per EN 13659

Guide rail width	45	53	60	68
<b>Wind resistance class</b>	<b>Up to a complete width of [mm]</b>			
6	1400	1500	1700	1800
5	1500	1800	2000	2100
4	1800	2200	2300	2800
3	2200	2600	2800	3000
2	2600	2900	3000	
1	2900	3000		

### Note:

For available colors see chapter "Colors for roller shutter profiles".

# Application sizes

## Tables to select a motor for roller shutter profile A37

Required torque [Nm] for motor drive with octagon steel shaft 40 mm

Height [mm]	Width [mm]																	
	600	800	1000	1200	1400	1600	1800	2000	2200	2400	2600	2800	3000	3200	3400	3600	3800	4000
600	1	1	1	1	2	2	2	2	2	2	3	3	3	3	3	3	3	4
800	1	1	2	2	2	2	2	3	3	3	3	3	4	4	4	4	5	5
1000	1	2	2	2	2	3	3	3	3	4	4	4	5	5	5	5	6	6
1200	1	2	2	2	3	3	3	4	4	4	5	5	5	6	6	6	7	7
1400	2	2	2	3	3	3	4	4	5	5	5	6	6	7	7	7	8	8
1600	2	2	3	3	3	4	4	5	5	6	6	7	7	7	8	8	9	9
1800	2	2	3	3	4	4	5	5	6	6	7	7	8	8	9	9	10	10
2000	2	3	3	4	4	5	5	6	7	7	8	8	9	9	10	11	11	12
2200	2	3	4	4	5	5	6	7	7	8	9	9	10	10	11	12	12	13
2400	3	3	4	5	5	6	7	7	8	9	9	10	11	11	12	13	13	
2600	3	3	4	5	6	6	7	8	9	9	10	11	12	12	13			
2800	3	4	5	5	6	7	8	9	10	10	11	12	13					
3000	3	4	5	6	7	8	9	9	10	11	12	13						
3200	3	4	5	6	7	8	9	10	11	12	13							
3400	4	5	6	7	8	9	10	11	12	13								
3600	4	5	6	7	8	9	11	12	13									
3800	4	5	6	8	9	10	11	12										
4000	4	6	7	8	9	11	12	13										

4 Nm | 9 Nm | 13 Nm

Required torque [Nm] for motor drive with an octagon steel shaft 60 mm and a Top-Safe shaft (aluminium)

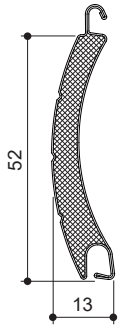
Height [mm]	Width [mm]																	
	600	800	1000	1200	1400	1600	1800	2000	2200	2400	2600	2800	3000	3200	3400	3600	3800	4000
600	1	1	1	2	2	2	2	2	2	3	3	3	3	3	3	4	4	4
800	1	2	2	2	2	2	3	3	3	3	4	4	4	4	5	5	5	5
1000	1	2	2	2	3	3	3	4	4	4	5	5	5	6	6	6	6	7
1200	2	2	2	3	3	4	4	4	5	5	6	6	6	7	7	8	8	8
1400	2	2	3	3	4	4	5	5	6	6	6	7	7	8	8	9	9	10
1600	2	3	3	4	4	5	5	6	6	7	7	8	8	9	9	10	11	11
1800	2	3	3	4	5	5	6	6	7	8	8	9	9	10	11	11	12	12
2000	2	3	4	5	5	6	6	7	8	9	9	10	11	11	12	12	13	14
2200	3	3	4	5	6	6	7	8	9	9	10	11	12	12	13	14	15	15
2400	3	4	5	5	6	7	8	9	9	10	11	12	13	13	14	15	16	17
2600	3	4	5	6	7	8	8	9	10	11	12	13	14	15	15	16	17	18
2800	3	4	5	6	7	8	9	10	11	12	13	14	15	16	17	18	19	19
3000	4	5	6	7	8	9	10	11	12	13	14	15	16	17	18	19	20	21
3200	4	5	6	7	8	9	10	12	13	14	15	16	17	18	19	20	21	23
3400	4	5	6	8	9	10	11	12	13	15	16	17	18	19	21	22	23	24
3600	4	6	7	8	9	11	12	13	14	16	17	18	19	21	22	23	24	26
3800	5	6	7	9	10	11	13	14	15	17	18	19	21	22	23	25	26	27
4000	5	6	8	9	11	12	13	15	16	18	19	21	22	23	25	26	28	29

6 Nm | 10 Nm | 15 Nm | 20 Nm | 30 Nm

**Note:** An increase of the torque by +10% per linked element must be observed.  
 Tables serve as the basis for specifying the torque! The dimensional restrictions are shown in the limit size tables!

# Application sizes

## Type: A52



Double-walled, roll formed aluminium roller shutter profile with light gaps (52x13 mm), with 3 grooves; hollow space foamed with polyurethane. Outer surfaces coated with thick lacquer, profiles are telescoped with a self-supporting connection. The light gaps are shaped like long holes that are punched into the connection piece. The curtain is locked over the complete height on both sides, so that a lateral shifting of the profiles is not possible.

### Limit sizes

Number of rods:	19 per metre in height
Min. width:	400 mm
Max. width:	4000 mm
Max. surface:	10 m <sup>2</sup>
Weight:	3 kg/m <sup>2</sup> (without end rod)
Covering width:	52 mm

Box size	Element height incl. box [mm] Steel shaft 60 mm
11	
13	
13XL	
16	1800
16XL	2000
18	2350
20	2900

### Wind resistance classes as per EN 13659

Guide rail width	53	66
Wind resistance class	Up to a complete width of [mm]	
6	2000	2300
5	2400	2700
4	2800	3100
3	3400	3500
2	3500	
1		

### Note:

For available colors see chapter "Colors for roller shutter profiles".

# Application sizes

## Tables to select a motor for roller shutter profile A52

Required torque [Nm] for motor drive with octagon steel shaft 60 mm

		600	800	1000	1200	1400	1600	1800	2000	2200	2400	2600	2800	3000	3200	3400	3600	3800	4000	
		Width [mm]																		
Height [mm]	600	1	1	2	2	2	2	3	3	3	3	3	4	4	4	4	5	5	5	
	800	1	2	2	2	3	3	3	4	4	4	5	5	5	6	6	6	7	7	
	1000	2	2	3	3	3	4	4	5	5	5	6	6	7	7	7	8	8	9	
	1200	2	2	3	3	4	5	5	5	6	6	7	8	8	8	9	9	10	10	11
	1400	2	3	3	4	5	5	6	6	7	8	8	9	9	10	11	11	12	12	13
	1600	3	3	4	5	5	6	7	7	8	9	9	10	11	11	12	13	13	14	15
	1800	3	4	4	5	6	7	7	8	9	10	11	11	12	13	14	14	15	16	17
	2000	3	4	5	6	6	7	8	9	10	11	12	13	13	14	15	16	17	18	19
	2200	3	4	5	6	7	8	9	10	11	12	13	14	15	16	17	18	19	19	20
	2400	4	5	6	7	8	9	10	11	12	13	14	15	16	17	18	19	21	21	22
	2600	4	5	6	8	9	10	11	12	13	14	16	17	18	19	20	21	23	23	24
	2800	4	6	7	8	9	11	12	13	14	16	17	18	19	21	22	23	25	25	26
	3000	5	6	7	9	10	12	13	14	16	17	18	20	21	22	24	25	27	27	28
	3200	5	6	8	9	11	12	14	15	17	18	20	21	23	24	26	27	29	29	30
	3400	5	7	8	10	12	13	15	16	18	20	21	23	24	26	28	29	31	31	32
	3600	6	7	9	11	13	14	16	18	19	21	23	25	26	28	30	31	33	33	35
3800	6	8	10	12	13	15	17	19	21	23	24	26	28	30	32	34	35	35	37	
4000	6	8	10	12	14	16	18	20	22	24	26	28	30	32	34	36	38	38	40	
		6 Nm	10 Nm			15 Nm		17 Nm		20 Nm			30 Nm			40 Nm				

**Note:** An increase of the torque by +10% per linked element must be observed.  
 Tables serve as the basis for specifying the torque! The dimensional restrictions are shown in the limit size tables!

# Size overview of the drives

## Overview motor types

Drive system	Adjustment of the end position	Detection of obstacles Protection against freezing	Intermediate position	Identification Acquisition
<b>Motor drive – Units with 60 mm octagon shaft or Top-Safe shaft</b>				
ONYX.ROL.D+	automatically	●	1	FX
SO-RolTop	automatically	●		M
868 RolTop (radio)	automatically	●	2	F
ESO RolTop	automatic or adjustable	●		MM
E868 RolTop (radio)	automatic or adjustable	●	2	FM
Emergency crank handle RolTop	automatically	●		MN
Emergency crank handle Ilmo	automatically	●		MSN
DC VariEco	Knobs			MDC
WT Ilmo 50S	automatically	●		MS
WT Ilmo 50	automatically	●		MS
RS100 Solar io (radio)	automatic or adjustable	●	1	FS100SOL
io Oximo 50S (radio)	automatically	●	1	FIO
io Oximo 50 (radio)	automatic or adjustable	●	1	FIO
RS100 io (radio)	automatic or adjustable	●	1	FS100
T5S AUTO+	automatically	●		MI
OZ Mech (battery drive)	Knobs		-	MOZ
<b>Motor drive – Units with 40 mm octagon shaft</b>				
SO RolTop	automatically	●		M40
868 RolTop (radio)	automatically	●	2	F40
LS Aries S	Knobs			MS40
WT Ilmo 40	automatically	●		MS40
OZ Mech (battery drive)	Knobs			MOZ40

### Note

All motors, except RS100 Solar io, OZRoll and DC VariEco, are operated with 230V alternating voltage.

### Detection of obstacles

The motor stops, when during lowering the blind an obstacle causes a counter torque. This function serves as protection for the unit and not for personal safety. Nevertheless, there is danger of squashing due to the weight of the blind!

The drives ONYX.ROL, SO and 868 additionally perform counter movement, so that the obstacle is relieved again.

### Protection against freezing

The motor stops, when during raising the blind the torque increases abruptly. This may be caused by a frozen end rod, for example.

### Soft cutoff

The drives ONYX.ROL, SO, ESO, 868, E868, RS100 Solar io and RS100 io are equipped with a so-called soft cutoff. Here the end positions are moved to with reduced speed.



## Size overview of the drives

Mark in the description	
ONYX.ROL	Motor with extremely reduced operating noise for the control system ONYX
ESO	Motor with end positions that can be adjusted via setting cables and soft brake (Rol-Top)
SO	Motor with torque cut-off option and soft break (Rol-Top)
LS	Motor provided with knobs to adjust the end positions
WT	Motor with torque cut-off option (Ilmo)
T5S.	Motor with torque cut-off option (object motor)
E868.	bidirectional radio drive for radio system 868 with end positions that can be adjusted via setting cable or hand-held/wall-mounted radio transmitter
868	Bidirectional radio drive for control system 868
io	Bi-directional radio-controlled drive for control system io-homecontrol
RS100 io	Bi-directional radio-controlled drive with extremely reduced operating noise for control system io - homecontrol
NHK	Motor with emergency crank handle
OZ	Motor with battery control device
DC	Motor with 12V DC

## Size overview of the drives

Drive system	Torque [Nm]	Capacity [Watt]	Speed [r.p.m.]	Minimum width [mm]	Max. weight of the roller shutter curtain with end rod [kg]
<b>Manually operated drive system with 40 mm octagon shaft</b>					
Lift tape	-	-	-	400	9
Lift tape gear (2:1)	-	-	-	400	18
Crank handle (3:1)	-	-	-	400	21
Bevel gear unit					
<b>Manually operated drive system with 60 mm octagon shaft</b>					
Crank handle (4:1) Bevel gear unit	-	-	-	400	21

Drive system	Torque [Nm]	Capacity [Watt]	Speed [r.p.m.]	Minimum width [mm]
<b>Motor drive wired – Units with 40 mm octagon shaft</b>				
<b>elero Standard</b>				
SO RolTopD+ 5/17	5	130	17	675
SO RolTopD+ 8/17	8	175	17	675
SO RolTopD+ 12/17	12	175	17	675
<b>Somfy</b>				
WT Ilmo 40 4/14	4	65	14	618
WT Ilmo 40 9/14	9	100	14	640
WT Ilmo 40 13/8	13	95	8	640
<b>Somfy</b>				
LS Aries S 4/14	4	65	14	540
<b>OZRoll</b>				
OZ 10/16	10	28	16	685
<b>Motor drive radio-controlled- Units with 40 mm octagon shaft</b>				
<b>elero Standard</b>				
868 RolTopD+, 05/17	5	130	17	675
868 RolTopD+, 08/17	8	168	17	675
868 RolTopD+, 12/17	12	168	17	675
<b>Somfy</b>				
io Oximo 40, 09/16	9	110	16	640
io Oximo 40, 13/10	13	110	10	628

## Size overview of the drives

Drive system	Torque [Nm]	Capacity [Watt]	Speed [r.p.m.]	Minimum width [mm]
<b>Motor drive wired – Units with 60 mm octagon shaft</b>				
<b>elero Standard</b>				
ESO RolTop K 6/14 short	6	118	14	450
SO RolTopD+ 6/14	6	118	14	535
SO RolTopD+ 10/14	10	150	14	535
SO RolTopD+ 20/14	20	220	14	595
SO RolTopD+ 30/14	30	200	14	585
<b>Emergency crank handle motor elero</b>				
NHK RolTop+, 10/14	10	140	14	620
NHK RolTop+, 20/14	20	200	14	680
NHK RolTop+, 30/14	30	200	14	644
<b>elero 12V DC motor</b>				
DC VariEcoM, 10/16, 12V	10	48	16	540
DC VariEcoM, 12/16, 12V	12	42	16	560
<b>Somfy</b>				
WT Ilmo 50S 6/17 short	6	90	17	425
WT Ilmo 50 6/17	6	90	17	563
WT Ilmo 50 10/17	10	120	17	563
WT Ilmo 50 15/17	15	140	17	585
WT Ilmo 50 20/17	20	160	17	665
WT Ilmo 50 30/17	30	240	17	715
<b>Emergency crank handle motor Somfy</b>				
NHK Ilmo, 10/17	10	120	17	735
NHK Ilmo, 20/17	20	160	17	845
<b>Object motor electronic</b>				
T5S AUTO+ 06/17	6	90	17	555
T5S AUTO+ 10/17	10	120	17	560
T5S AUTO+ 15/17	15	140	17	580
T5S AUTO+ 20/17	20	160	17	662
<b>OZRoll</b>				
OZ 20/16	20	62	16	745

## Size overview of the drives

Drive system	Torque [Nm]	Capacity [Watt]	Speed [r.p.m.]	Minimum width [mm]
<b>Motor drive radio-controlled – Units with 60 mm octagon shaft</b>				
<b>ONYX</b>				
ONYX.ROLD+ 10/14	10	115	14	535
ONYX.ROLD+ 20/14	20	184	14	595
<b>elero Standard</b>				
E868 RolTop K 6/14 short	6	118	14	450
868 RolTopD+ 6/14	6	118	14	515
868 RolTopD+ 10/14	10	140	14	535
868 RolTopD+ 20/14	20	200	14	595
868 RolTopD+ 30/14	30	200	14	585
<b>Somfy</b>				
io Oximo 50 S 6/17 short	6	90	17	425
io Oximo 50 6/17	6	90	17	615
io Oximo 50 10/17	10	120	17	615
io Oximo 50 20/17	20	160	17	665
io Oximo 50 30/17	30	240	17	714
RS100 io 06/6-17	6	40	6-17	525
RS100 io 10/6-17	10	55	6-17	535
RS100 io 20/6-17	20	100	6-17	600
RS100 Solar io 06/6-15	6	32	6-15	500
RS100 Solar io 10/6-12	10	35	6-12	510



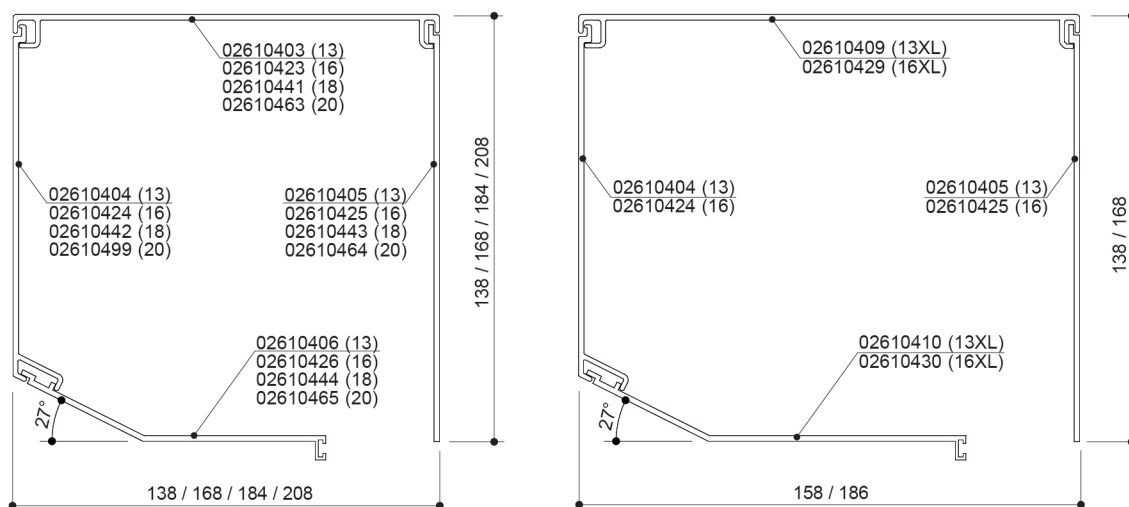
# Legend

Type: General

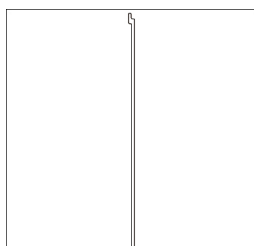
PCS	Unit
LM	Running meter
M2	Surface in m <sup>2</sup>
PAAR	two-piece article
Sales representative	Packing unit



# 01. Box top boards - square design, extruded

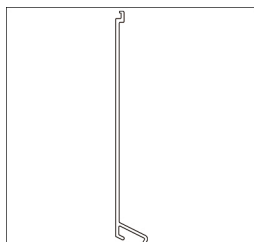


Top board profile  
13 - Rear side



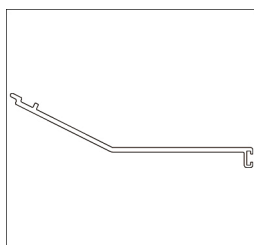
Article No.	Color	Sales representative
02610405_8077	dark brown	5 x 6 LM
02610405_9006	white-aluminium	5 x 6 LM
02610405_9016	normal white	5 x 6 LM
02610405_BL	blank	5 x 6 LM
02610405_SOFA	Special color powder-coated	1 x 6 LM

Top board profile  
13 NVS - Front side



Article No.	Color	Sales representative
02610404_8077	dark brown	5 x 6 LM
02610404_9006	white-aluminium	5 x 6 LM
02610404_9016	normal white	5 x 6 LM
02610404_BL	blank	5 x 6 LM
02610404_SOFA	Special color powder-coated	1 x 6 LM

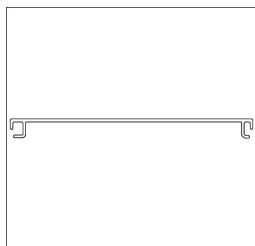
Top board profile  
13 NVS - Inspection with groove to insert the brush



Article No.	Color	Sales representative
02610406_8077	dark brown	5 x 6 LM
02610406_9006	white-aluminium	5 x 6 LM
02610406_9016	normal white	5 x 6 LM
02610406_BL	blank	5 x 6 LM
02610406_SOFA	Special color powder-coated	1 x 6 LM

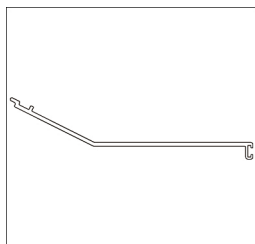


Top board profile  
13 NVS - Upper side



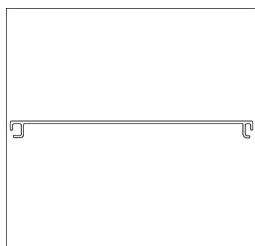
Article No.	Color	Sales representative
02610403_8077	dark brown	5 x 6 LM
02610403_9006	white-aluminium	5 x 6 LM
02610403_9016	normal white	5 x 6 LM
02610403_BL	blank	5 x 6 LM
02610403_SOFA	Special color powder-coated	1 x 6 LM

Top board profile  
13XL NVS - Inspection with brush retainer




Article No.	Color	Sales representative
02610410_8077	dark brown	5 x 6 LM
02610410_9006	white-aluminium	5 x 6 LM
02610410_9016	normal white	5 x 6 LM
02610410_BL	blank	5 x 6 LM
02610410_SOFA	Special color powder-coated	1 x 6 LM

Top board profile  
13XL NVS - Upper side



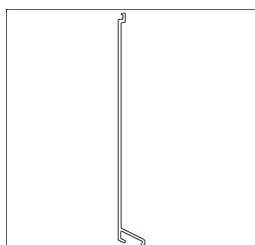
Article No.	Color	Sales representative
02610409_8077	dark brown	5 x 6 LM
02610409_9006	white-aluminium	5 x 6 LM
02610409_9016	normal white	5 x 6 LM
02610409_BL	blank	5 x 6 LM
02610409_SOFA	Special color powder-coated	1 x 6 LM

Top board profile  
16 - Rear side



Article No.	Color	Sales representative
02610425_8077	dark brown	5 x 6 LM
02610425_9006	white-aluminium	5 x 6 LM
02610425_9016	normal white	5 x 6 LM
02610425_BL	blank	5 x 6 LM
02610425_SOFA	Special color powder-coated	1 x 6 LM

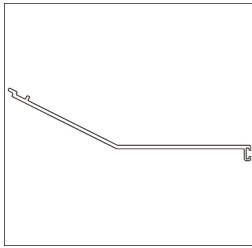
Top board profile  
16 NVS - Front side



Article No.	Color	Sales representative
02610424_8077	dark brown	5 x 6 LM
02610424_9006	white-aluminium	5 x 6 LM
02610424_9016	normal white	5 x 6 LM
02610424_BL	blank	5 x 6 LM
02610424_SOFA	Special color powder-coated	1 x 6 LM

Top board profile

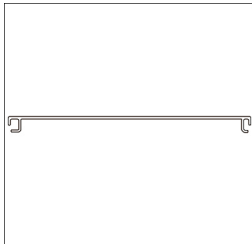
16 NVS - Inspection with groove to insert the brush



Article No.	Color	Sales representative
02610426_8077	dark brown	5 x 6 LM
02610426_9006	white-aluminium	5 x 6 LM
02610426_9016	normal white	5 x 6 LM
02610426_BL	blank	5 x 6 LM
02610426_SOFA	Special color powder-coated	1 x 6 LM

Top board profile

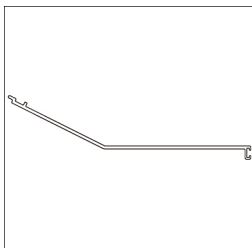
16 NVS - Upper side



Article No.	Color	Sales representative
02610423_8077	dark brown	5 x 6 LM
02610423_9006	white-aluminium	5 x 6 LM
02610423_9016	normal white	5 x 6 LM
02610423_BL	blank	5 x 6 LM
02610423_SOFA	Special color powder-coated	1 x 6 LM

Top board profile

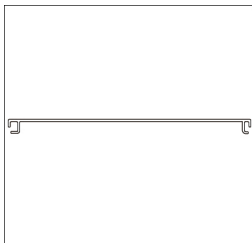
16XL NVS - Inspection with brush retainer



Article No.	Color	Sales representative
02610430_8077	dark brown	5 x 6 LM
02610430_9006	white-aluminium	5 x 6 LM
02610430_9016	normal white	5 x 6 LM
02610430_BL	blank	5 x 6 LM
02610430_SOFA	Special color powder-coated	1 x 6 LM

Top board profile


16XL NVS - Upper side



Article No.	Color	Sales representative
02610429_8077	dark brown	5 x 6 LM
02610429_9006	white-aluminium	5 x 6 LM
02610429_9016	normal white	5 x 6 LM
02610429_BL	blank	5 x 6 LM
02610429_SOFA	Special color powder-coated	1 x 6 LM

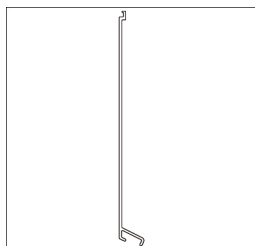
Top board profile

18 - Rear side



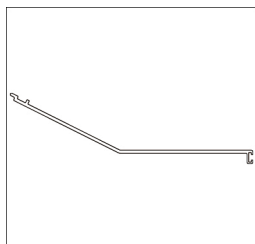
Article No.	Color	Sales representative
02610443_8077	dark brown	3 x 6 LM
02610443_9006	white-aluminium	3 x 6 LM
02610443_9016	normal white	3 x 6 LM
02610443_BL	blank	3 x 6 LM
02610443_SOFA	Special color powder-coated	1 x 6 LM

Top board profile  
18 NVS - Front side



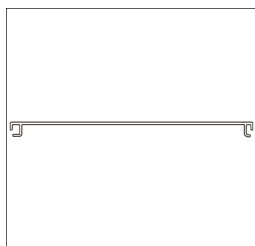
Article No.	Color	Sales representative
02610442_8077	dark brown	3 x 6 LM
02610442_9006	white-aluminium	3 x 6 LM
02610442_9016	normal white	3 x 6 LM
02610442_BL	blank	3 x 6 LM
02610442_SOFA	Special color powder-coated	1 x 6 LM

Top board profile  
18 NVS - Inspection with groove to insert the brush




Article No.	Color	Sales representative
02610444_8077	dark brown	3 x 6 LM
02610444_9006	white-aluminium	3 x 6 LM
02610444_9016	normal white	3 x 6 LM
02610444_BL	blank	3 x 6 LM
02610444_SOFA	Special color powder-coated	1 x 6 LM

Top board profile  
18 NVS - Upper side



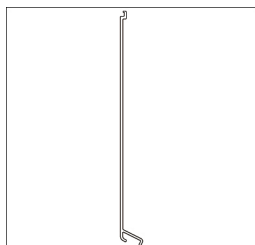
Article No.	Color	Sales representative
02610441_8077	dark brown	3 x 6 LM
02610441_9006	white-aluminium	3 x 6 LM
02610441_9016	normal white	3 x 6 LM
02610441_BL	blank	3 x 6 LM
02610441_SOFA	Special color powder-coated	1 x 6 LM

Top board profile  
20 - Rear side



Article No.	Color	Sales representative
02610464_8077	dark brown	3 x 6 LM
02610464_9006	white-aluminium	3 x 6 LM
02610464_9016	normal white	3 x 6 LM
02610464_BL	blank	3 x 6 LM
02610464_SOFA	Special color powder-coated	1 x 6 LM

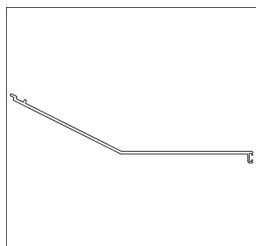
Top board profile  
20 NVS - Front side



Article No.	Color	Sales representative
02610499_8077	dark brown	3 x 6 LM
02610499_9006	white-aluminium	3 x 6 LM
02610499_9016	normal white	3 x 6 LM
02610499_BL	blank	3 x 6 LM
02610499_SOFA	Special color powder-coated	1 x 6 LM

Top board profile

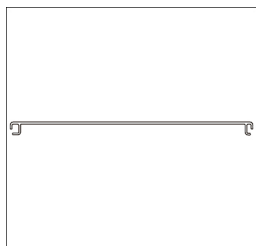
20 NVS - Inspection with groove to insert the brush



Article No.	Color	Sales representative
02610465_8077	dark brown	3 x 6 LM
02610465_9006	white-aluminium	3 x 6 LM
02610465_9016	normal white	3 x 6 LM
02610465_BL	blank	3 x 6 LM
02610465_SOFA	Special color powder-coated	1 x 6 LM

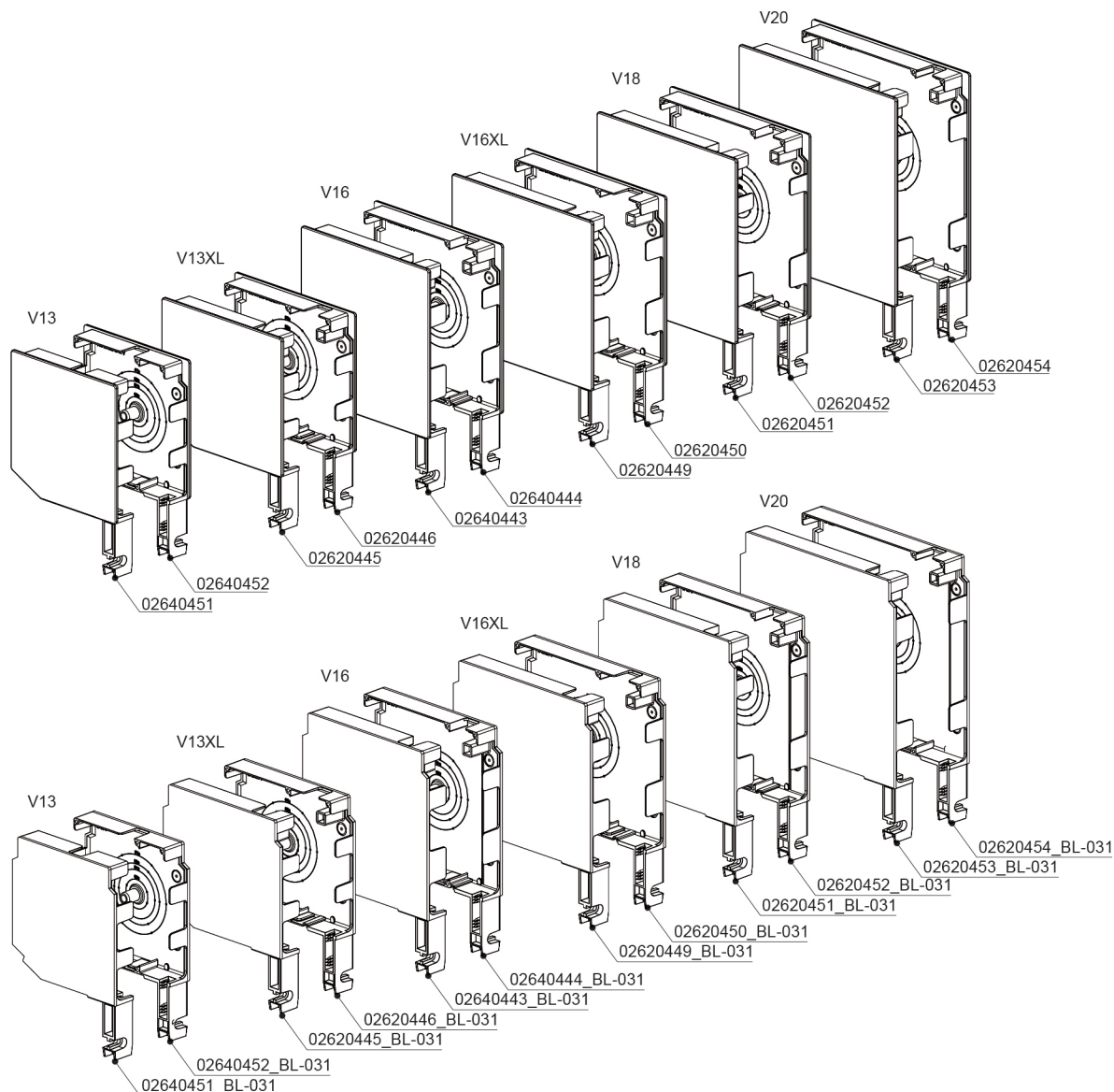
Top board profile

20 NVS - Upper side

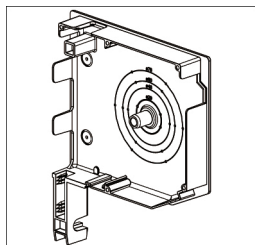


Article No.	Color	Sales representative
02610463_8077	dark brown	3 x 6 LM
02610463_9006	white-aluminium	3 x 6 LM
02610463_9016	normal white	3 x 6 LM
02610463_BL	blank	3 x 6 LM
02610463_SOFA	Special color powder-coated	1 x 6 LM

## 02. Side covers - square design



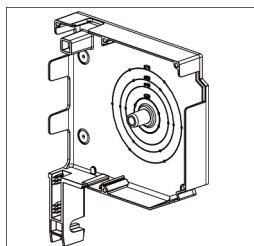
Side cover  
V13XL on the left



Article No.	Color	Sales representative
02620445_8077	dark brown	48 STK
02620445_9006	white-aluminium	48 STK
02620445_9016	normal white	48 STK
02620445_BL	blank	48 STK
02620445_SOFA	Special color powder-coated	1 STK

Side cover

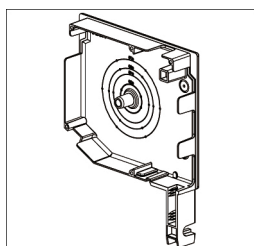
V13XL on the left side, without edge



Article No.	Color	Sales representative
02620445_BL-031	blank	10 STK

Side cover

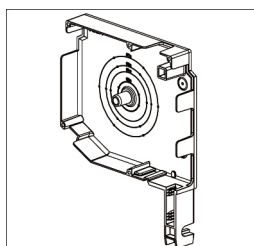
V13XL on the right



Article No.	Color	Sales representative
02620446_8077	dark brown	48 STK
02620446_9006	white-aluminium	48 STK
02620446_9016	normal white	48 STK
02620446_BL	blank	48 STK
02620446_SOFA	Special color powder-coated	1 STK

Side cover

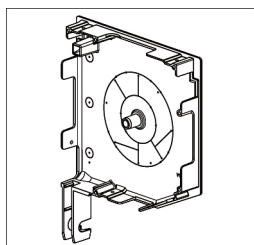
V13XL on the right side, without edge



Article No.	Color	Sales representative
02620446_BL-031	blank	10 STK

Side cover

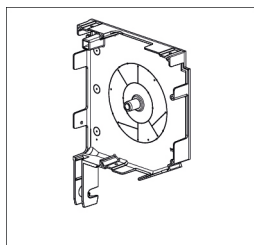
V16 on the left



Article No.	Color	Sales representative
02640443_8077	dark brown	48 STK
02640443_9006	white-aluminium	48 STK
02640443_9016	normal white	48 STK
02640443_BL	blank	48 STK
02640443_SOFA	Special color powder-coated	1 STK

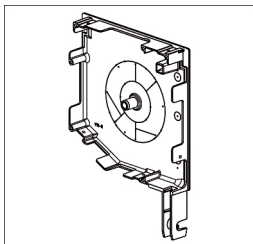
Side cover

V16 on the left side, without edge



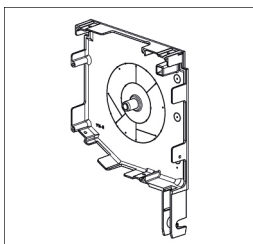
Article No.	Color	Sales representative
02640443_BL-031	blank	10 STK

Side cover  
V16 on the right



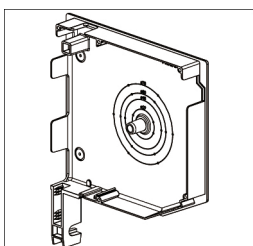
Article No.	Color	Sales representative
02640444_8077	dark brown	48 STK
02640444_9006	white-aluminium	48 STK
02640444_9016	normal white	48 STK
02640444_BL	blank	48 STK
02640444_SOFA	Special color powder-coated	1 STK

Side cover  
V16 on the right side, without edge



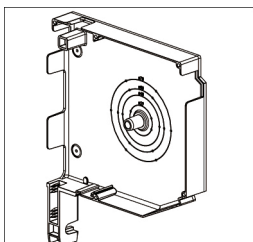
Article No.	Color	Sales representative
02640444_BL-031	blank	10 STK

Side cover  
V16XL on the left



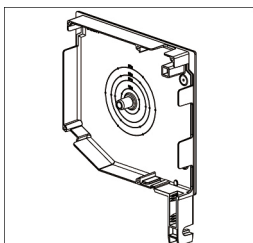
Article No.	Color	Sales representative
02620449_8077	dark brown	48 STK
02620449_9006	white-aluminium	48 STK
02620449_9016	normal white	48 STK
02620449_BL	blank	48 STK
02620449_SOFA	Special color powder-coated	1 STK

Side cover  
V16XL on the left side, without edge



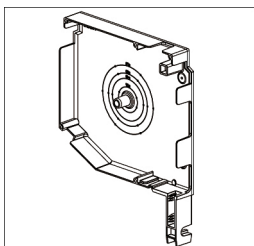
Article No.	Color	Sales representative
02620449_BL-031	blank	10 STK

Side cover  
V16XL on the right



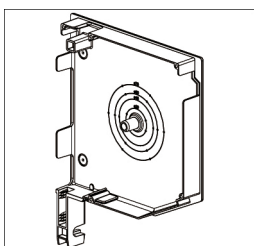
Article No.	Color	Sales representative
02620450_8077	dark brown	48 STK
02620450_9006	white-aluminium	48 STK
02620450_9016	normal white	48 STK
02620450_BL	blank	48 STK
02620450_SOFA	Special color powder-coated	1 STK

Side cover  
V16XL on the right side, without edge



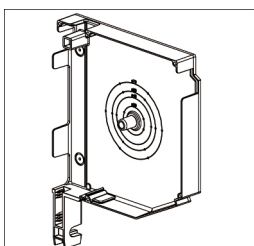
Article No.	Color	Sales representative
02620450_BL-031	blank	10 STK

Side cover  
V18 on the left



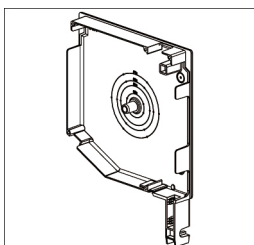
Article No.	Color	Sales representative
02620451_8077	dark brown	48 STK
02620451_9006	white-aluminium	48 STK
02620451_9016	normal white	48 STK
02620451_BL	blank	48 STK
02620451_SOFA	Special color powder-coated	1 STK

Side cover  
V18 on the left side, without edge



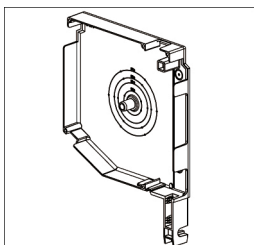
Article No.	Color	Sales representative
02620451_BL-031	blank	10 STK

Side cover  
V18 on the right



Article No.	Color	Sales representative
02620452_8077	dark brown	48 STK
02620452_9006	white-aluminium	48 STK
02620452_9016	normal white	48 STK
02620452_BL	blank	48 STK
02620452_SOFA	Special color powder-coated	1 STK

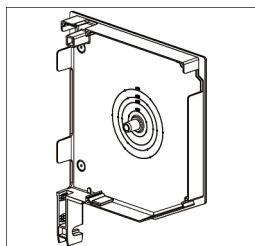
Side cover  
V18 on the right side, without edge



Article No.	Color	Sales representative
02620452_BL-031	blank	10 STK

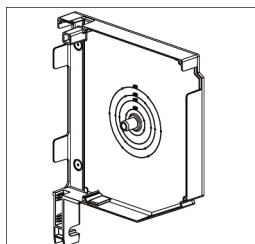


Side cover  
V20 on the left



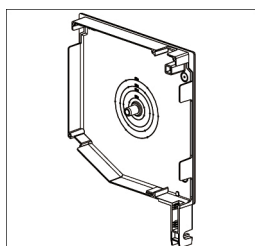
Article No.	Color	Sales representative
02620453_8077	dark brown	48 STK
02620453_9006	white-aluminium	48 STK
02620453_9016	normal white	48 STK
02620453_BL	blank	48 STK
02620453_SOFA	Special color powder-coated	1 STK

Side cover  
V20 on the left side, without edge



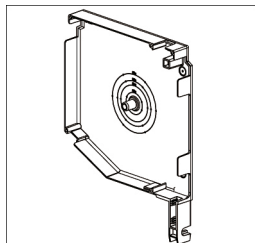
Article No.	Color	Sales representative
02620453_BL-031	blank	10 STK

Side cover  
V20 on the right



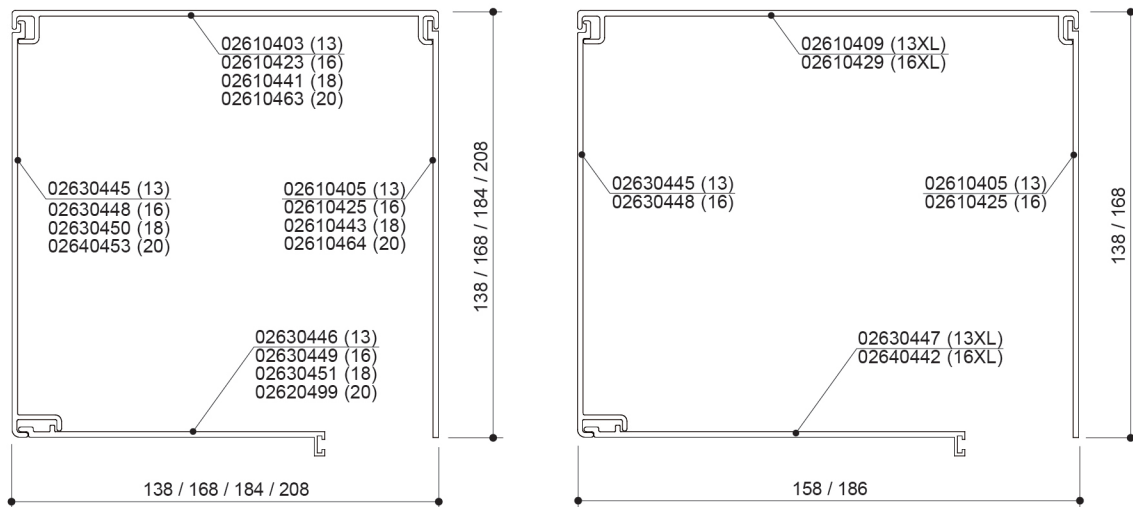
Article No.	Color	Sales representative
02620454_8077	dark brown	48 STK
02620454_9006	white-aluminium	48 STK
02620454_9016	normal white	48 STK
02620454_BL	blank	48 STK
02620454_SOFA	Special color powder-coated	1 STK

Side cover  
V20 on the right side, without edge

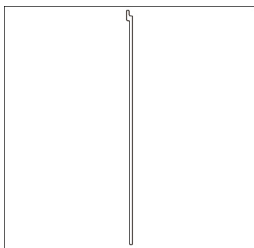


Article No.	Color	Sales representative
02620454_BL-031	blank	10 STK

### 03. Box top boards - square design extruded

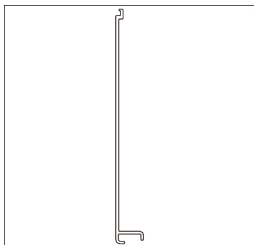


Top board profile  
13 - Rear side



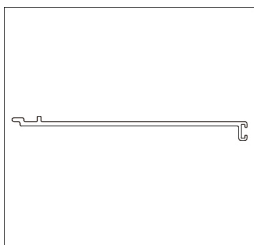
Article No.	Color	Sales representative
02610405_8077	dark brown	5 x 6 LM
02610405_9006	white-aluminium	5 x 6 LM
02610405_9016	normal white	5 x 6 LM
02610405_BL	blank	5 x 6 LM
02610405_SOFA	Special color powder-coated	1 x 6 LM

Top board profile  
13 NQS - Front



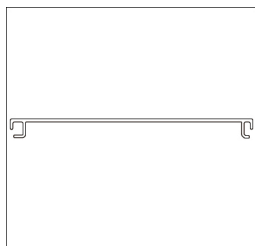
Article No.	Color	Sales representative
02630445_8077	dark brown	5 x 6 LM
02630445_9006	white-aluminium	5 x 6 LM
02630445_9016	normal white	5 x 6 LM
02630445_BL	blank	5 x 6 LM
02630445_SOFA	Special color powder-coated	1 x 6 LM

Top board profile  
13 NQS - Inspection with groove to insert the brush



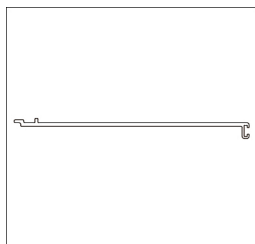
Article No.	Color	Sales representative
02630446_8077	dark brown	5 x 6 LM
02630446_9006	white-aluminium	5 x 6 LM
02630446_9016	normal white	5 x 6 LM
02630446_BL	blank	5 x 6 LM
02630446_SOFA	Special color powder-coated	1 x 6 LM

Top board profile  
13 NVS - Upper side



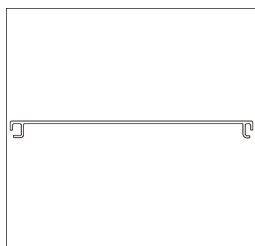
Article No.	Color	Sales representative
02610403_8077	dark brown	5 x 6 LM
02610403_9006	white-aluminium	5 x 6 LM
02610403_9016	normal white	5 x 6 LM
02610403_BL	blank	5 x 6 LM
02610403_SOFA	Special color powder-coated	1 x 6 LM

Top board profile  
13XL NQS - Inspection with brush retainer




Article No.	Color	Sales representative
02630447_8077	dark brown	5 x 6 LM
02630447_9006	white-aluminium	5 x 6 LM
02630447_9016	normal white	5 x 6 LM
02630447_BL	blank	5 x 6 LM
02630447_SOFA	Special color powder-coated	1 x 6 LM

Top board profile  
13XL NVS - Upper side



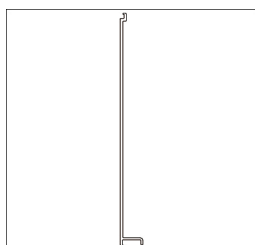
Article No.	Color	Sales representative
02610409_8077	dark brown	5 x 6 LM
02610409_9006	white-aluminium	5 x 6 LM
02610409_9016	normal white	5 x 6 LM
02610409_BL	blank	5 x 6 LM
02610409_SOFA	Special color powder-coated	1 x 6 LM

Top board profile  
16 - Rear side



Article No.	Color	Sales representative
02610425_8077	dark brown	5 x 6 LM
02610425_9006	white-aluminium	5 x 6 LM
02610425_9016	normal white	5 x 6 LM
02610425_BL	blank	5 x 6 LM
02610425_SOFA	Special color powder-coated	1 x 6 LM

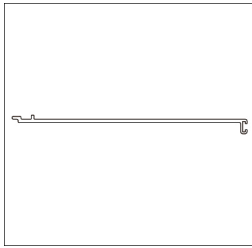
Top board profile  
16 NQS - Front



Article No.	Color	Sales representative
02630448_8077	dark brown	5 x 6 LM
02630448_9006	white-aluminium	5 x 6 LM
02630448_9016	normal white	5 x 6 LM
02630448_BL	blank	5 x 6 LM
02630448_SOFA	Special color powder-coated	1 x 6 LM

Top board profile

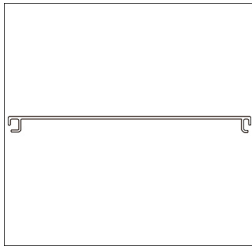
16 NQS - Inspection with groove to insert the brush



Article No.	Color	Sales representative
02630449_8077	dark brown	5 x 6 LM
02630449_9006	white-aluminium	5 x 6 LM
02630449_9016	normal white	5 x 6 LM
02630449_BL	blank	5 x 6 LM
02630449_SOFA	Special color powder-coated	1 x 6 LM

Top board profile

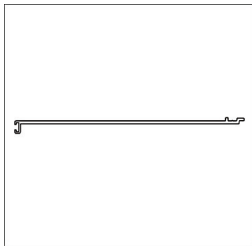
16 NVS - Upper side



Article No.	Color	Sales representative
02610423_8077	dark brown	5 x 6 LM
02610423_9006	white-aluminium	5 x 6 LM
02610423_9016	normal white	5 x 6 LM
02610423_BL	blank	5 x 6 LM
02610423_SOFA	Special color powder-coated	1 x 6 LM

Top board profile

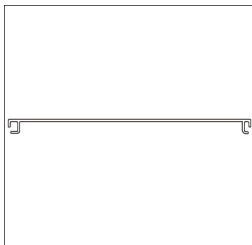
16XL NQS - Inspection with brush retainer



Article No.	Color	Sales representative
02640442_8077	dark brown	5 x 6 LM
02640442_9006	white-aluminium	5 x 6 LM
02640442_9016	normal white	5 x 6 LM
02640442_BL	blank	5 x 6 LM
02640442_SOFA	Special color powder-coated	5 x 6 LM

Top board profile


16XL NVS - Upper side



Article No.	Color	Sales representative
02610429_8077	dark brown	5 x 6 LM
02610429_9006	white-aluminium	5 x 6 LM
02610429_9016	normal white	5 x 6 LM
02610429_BL	blank	5 x 6 LM
02610429_SOFA	Special color powder-coated	1 x 6 LM

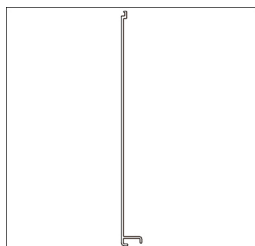
Top board profile

18 - Rear side



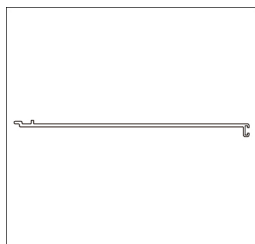
Article No.	Color	Sales representative
02610443_8077	dark brown	3 x 6 LM
02610443_9006	white-aluminium	3 x 6 LM
02610443_9016	normal white	3 x 6 LM
02610443_BL	blank	3 x 6 LM
02610443_SOFA	Special color powder-coated	1 x 6 LM

Top board profile  
18 NQS - Front



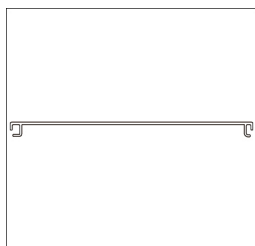
Article No.	Color	Sales representative
02630450_8077	dark brown	5 x 6 LM
02630450_9006	white-aluminium	5 x 6 LM
02630450_9016	normal white	5 x 6 LM
02630450_BL	blank	5 x 6 LM
02630450_SOFA	Special color powder-coated	1 x 6 LM

Top board profile  
18 NQS - Inspection with groove to insert the brush




Article No.	Color	Sales representative
02630451_8077	dark brown	5 x 6 LM
02630451_9006	white-aluminium	5 x 6 LM
02630451_9016	normal white	5 x 6 LM
02630451_BL	blank	5 x 6 LM
02630451_SOFA	Special color powder-coated	1 x 6 LM

Top board profile  
18 NVS - Upper side



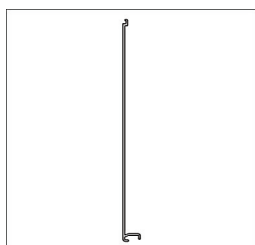
Article No.	Color	Sales representative
02610441_8077	dark brown	3 x 6 LM
02610441_9006	white-aluminium	3 x 6 LM
02610441_9016	normal white	3 x 6 LM
02610441_BL	blank	3 x 6 LM
02610441_SOFA	Special color powder-coated	1 x 6 LM

Top board profile  
20 - Rear side



Article No.	Color	Sales representative
02610464_8077	dark brown	3 x 6 LM
02610464_9006	white-aluminium	3 x 6 LM
02610464_9016	normal white	3 x 6 LM
02610464_BL	blank	3 x 6 LM
02610464_SOFA	Special color powder-coated	1 x 6 LM

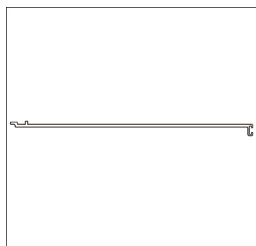
Top board profile  
20 NQS - Front



Article No.	Color	Sales representative
02640453_8077	dark brown	3 x 6 LM
02640453_9006	white-aluminium	3 x 6 LM
02640453_9016	normal white	3 x 6 LM
02640453_BL	blank	3 x 6 LM
02640453_SOFA	Special color powder-coated	1 x 6 LM

Top board profile

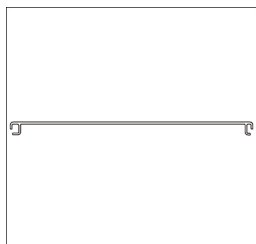
20 NQS - Inspection with groove to insert the brush



Article No.	Color	Sales representative
02620499_8077	dark brown	3 x 6 LM
02620499_9006	white-aluminium	3 x 6 LM
02620499_9016	normal white	3 x 6 LM
02620499_BL	blank	5 x 6 LM
02620499_SOFA	Special color powder-coated	3 x 6 LM

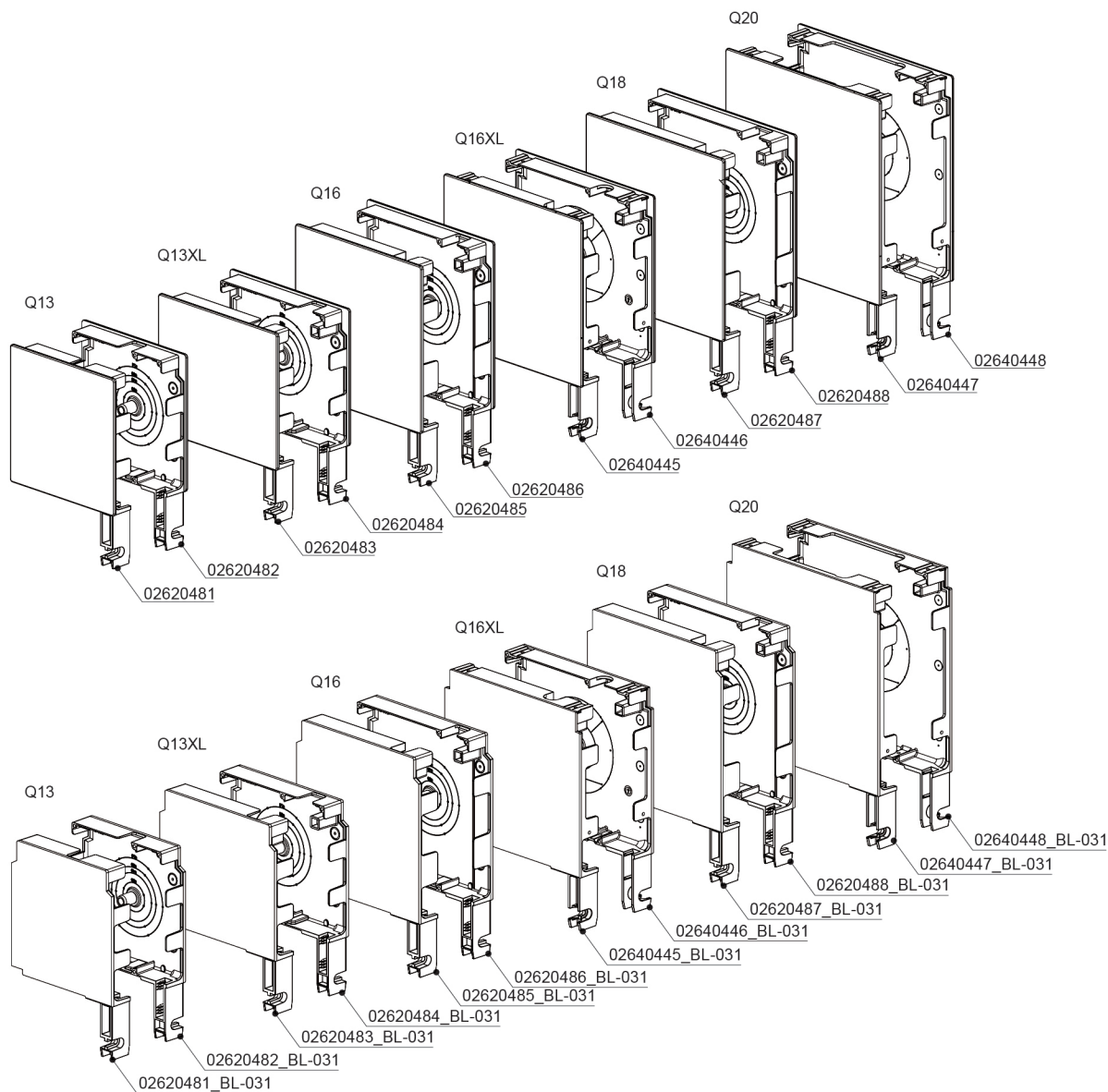
Top board profile

20 NVS - Upper side

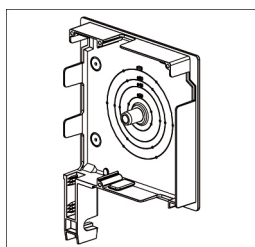


Article No.	Color	Sales representative
02610463_8077	dark brown	3 x 6 LM
02610463_9006	white-aluminium	3 x 6 LM
02610463_9016	normal white	3 x 6 LM
02610463_BL	blank	3 x 6 LM
02610463_SOFA	Special color powder-coated	1 x 6 LM

## 04. Side covers - square design

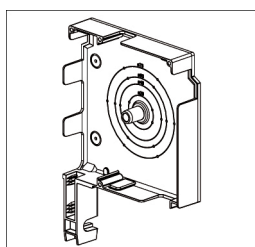


Side cover  
Q13 on the left



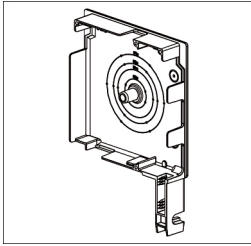
Article No.	Color	Sales representative
02620481_8077	dark brown	48 STK
02620481_9006	white-aluminium	48 STK
02620481_9016	normal white	48 STK
02620481_BL	blank	48 STK
02620481_SOFA	Special color powder-coated	1 STK

Side cover  
Q13 on the left side, without edge



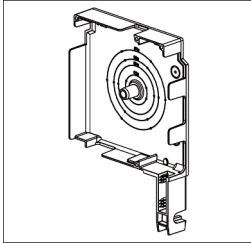
Article No.	Color	Sales representative
02620481_BL-031	blank	10 STK

Side cover  
Q13 on the right



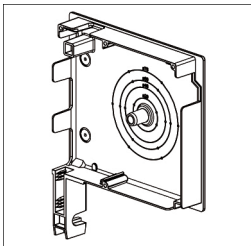
Article No.	Color	Sales representative
02620482_8077	dark brown	48 STK
02620482_9006	white-aluminium	48 STK
02620482_9016	normal white	48 STK
02620482_BL	blank	48 STK
02620482_SOFA	Special color powder-coated	1 STK

Side cover  
Q13 on the right side, without edge



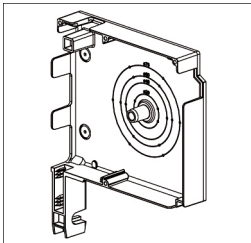
Article No.	Color	Sales representative
02620482_BL-031	blank	10 STK

Side cover  
Q13XL on the left



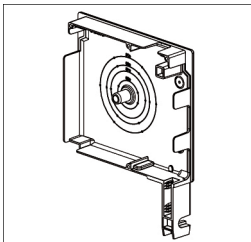
Article No.	Color	Sales representative
02620483_8077	dark brown	48 STK
02620483_9006	white-aluminium	48 STK
02620483_9016	normal white	48 STK
02620483_BL	blank	48 STK
02620483_SOFA	Special color powder-coated	1 STK

Side cover  
Q13XL on the left side, without edge



Article No.	Color	Sales representative
02620483_BL-031	blank	10 STK

Side cover  
Q13XL on the right

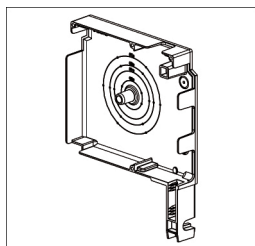


Article No.	Color	Sales representative
02620484_8077	dark brown	48 STK
02620484_9006	white-aluminium	48 STK
02620484_9016	normal white	48 STK
02620484_BL	blank	48 STK
02620484_SOFA	Special color powder-coated	1 STK



Side cover

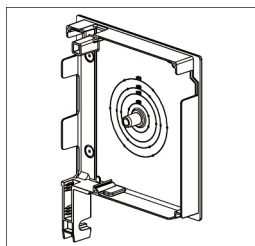
Q13XL on the right side, without edge



Article No.	Color	Sales representative
02620484_BL-031	blank	10 STK

Side cover

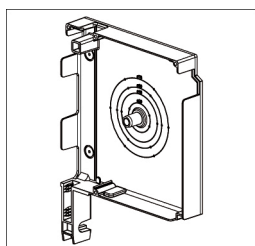
Q16 on the left



Article No.	Color	Sales representative
02620485_8077	dark brown	48 STK
02620485_9006	white-aluminium	48 STK
02620485_9016	normal white	48 STK
02620485_BL	blank	48 STK
02620485_SOFA	Special color powder-coated	1 STK

Side cover

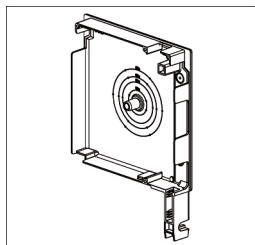
Q16 on the left side, without edge



Article No.	Color	Sales representative
02620485_BL-031	blank	10 STK

Side cover

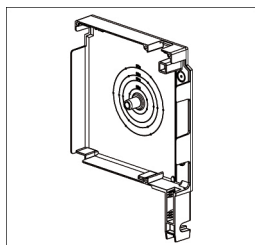
Q16 on the right



Article No.	Color	Sales representative
02620486_8077	dark brown	48 STK
02620486_9006	white-aluminium	48 STK
02620486_9016	normal white	48 STK
02620486_BL	blank	48 STK
02620486_SOFA	Special color powder-coated	1 STK

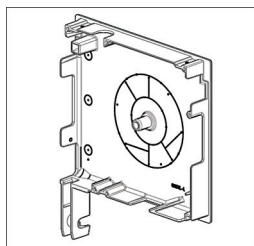
Side cover

Q16 on the right side, without edge



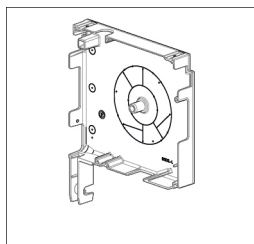
Article No.	Color	Sales representative
02620486_BL-031	blank	10 STK

Side cover  
Q16XL on the left



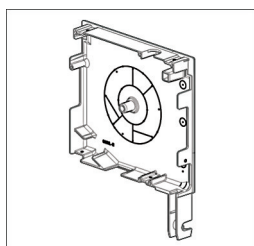
Article No.	Color	Sales representative
02640445_8077	dark brown	48 STK
02640445_9006	white-aluminium	48 STK
02640445_9016	normal white	48 STK
02640445_BL	blank	48 STK
02640445_SOFA	Special color powder-coated	1 STK

Side cover  
Q16XL on the left side, without edge



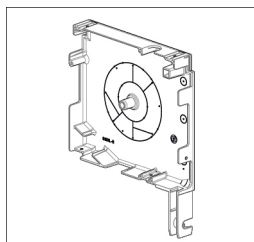
Article No.	Color	Sales representative
02640445_BL-031	blank	10 STK

Side cover  
Q16XL on the right



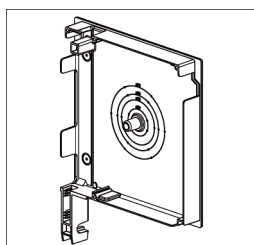
Article No.	Color	Sales representative
02640446_8077	dark brown	48 STK
02640446_9006	white-aluminium	48 STK
02640446_9016	normal white	48 STK
02640446_BL	blank	48 STK
02640446_SOFA	Special color powder-coated	1 STK

Side cover  
Q16XL on the right side, without edge



Article No.	Color	Sales representative
02640446_BL-031	blank	10 STK

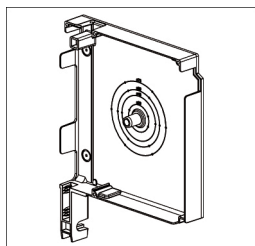
Side cover  
Q18 on the left



Article No.	Color	Sales representative
02620487_8077	dark brown	48 STK
02620487_9006	white-aluminium	48 STK
02620487_9016	normal white	48 STK
02620487_BL	blank	48 STK
02620487_SOFA	Special color powder-coated	1 STK

Side cover

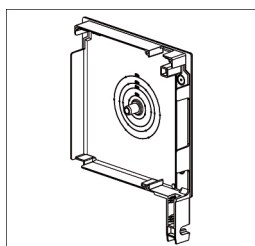
Q18 on the left side, without edge



Article No.	Color	Sales representative
02620487_BL-031	blank	10 STK

Side cover

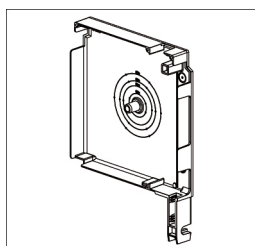
Q18 on the right



Article No.	Color	Sales representative
02620488_8077	dark brown	48 STK
02620488_9006	white-aluminium	48 STK
02620488_9016	normal white	48 STK
02620488_BL	blank	48 STK
02620488_SOFA	Special color powder-coated	1 STK

Side cover

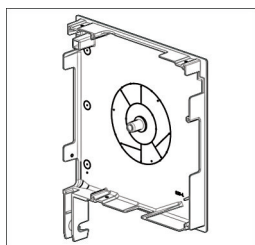
Q18 on the right side, without edge



Article No.	Color	Sales representative
02620488_BL-031	blank	10 STK

Side cover

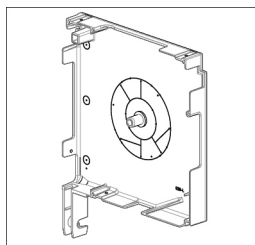
Q20 on the left



Article No.	Color	Sales representative
02640447_8077	dark brown	48 STK
02640447_9006	white-aluminium	48 STK
02640447_9016	normal white	48 STK
02640447_BL	blank	48 STK
02640447_SOFA	Special color powder-coated	1 STK

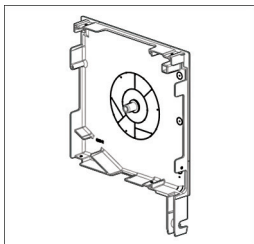
Side cover

Q20 on the left side, without edge



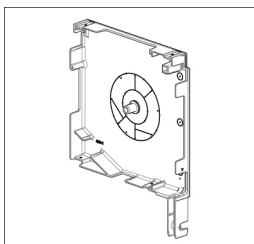
Article No.	Color	Sales representative
02640447_BL-031	blank	10 STK

Side cover  
Q20 on the right



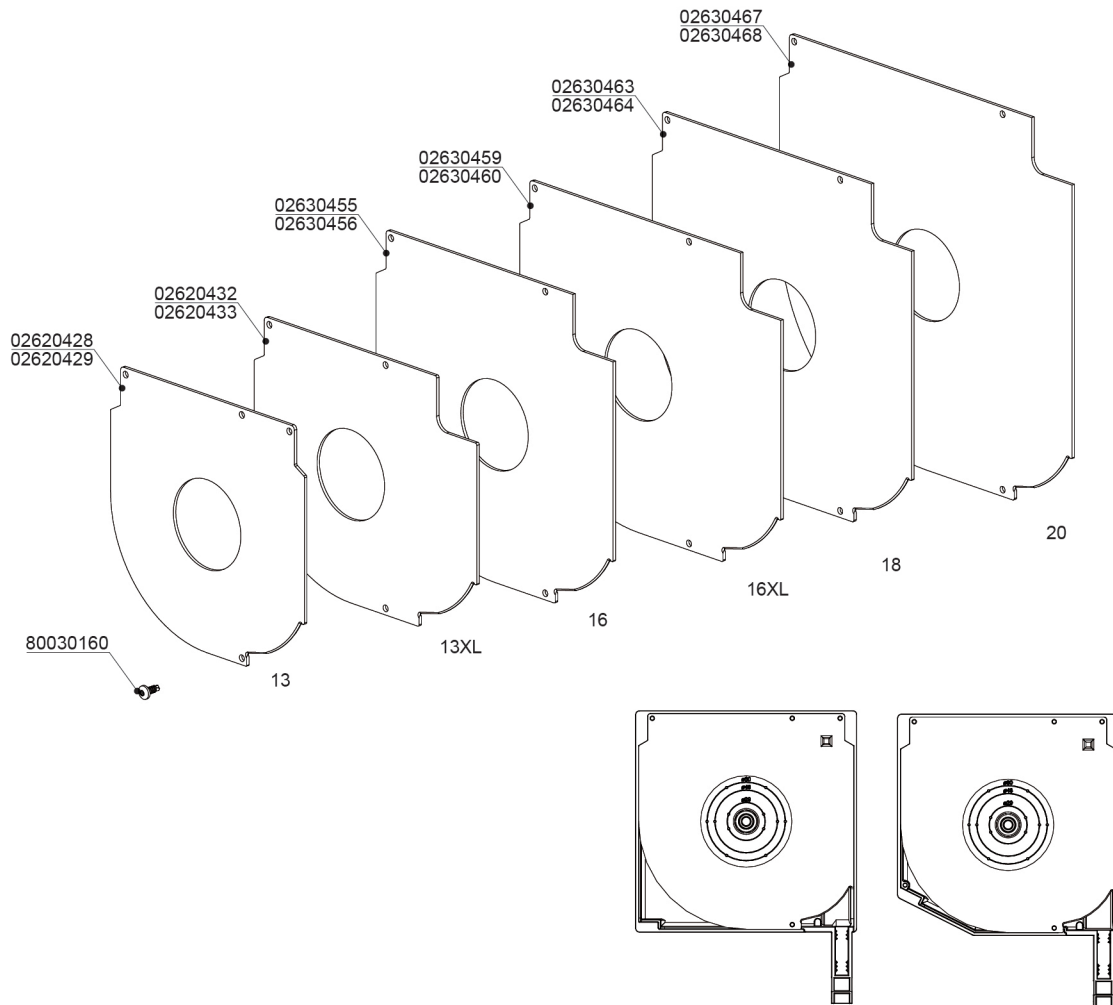
Article No.	Color	Sales representative
02640448_8077	dark brown	48 STK
02640448_9006	white-aluminium	48 STK
02640448_9016	normal white	48 STK
02640448_BL	blank	48 STK
02640448_SOFA	Special color powder-coated	1 STK

Side cover  
Q20 on the right side, without edge

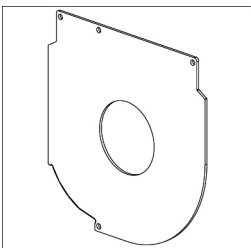


Article No.	Color	Sales representative
02640448_BL-031	blank	10 STK

# 05. Side covers - deflector plates for square-slanted, square designs

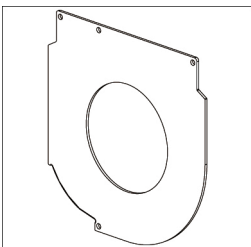


Deflector plate  
13, SW40



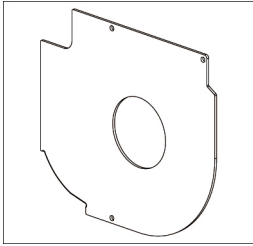
Article No.	Color	Sales representative
02620428	Black	150 STK

Deflector plate  
13, SW60



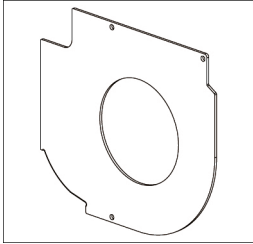
Article No.	Color	Sales representative
02620429	Black	150 STK

Deflector plate  
13XL, SW40



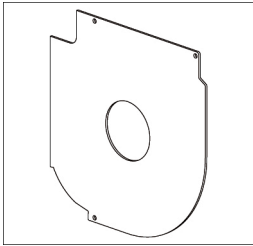
Article No.	Color	Sales representative
02620432	Black	150 STK

Deflector plate  
13XL, SW60



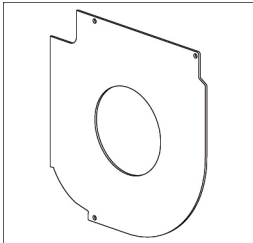
Article No.	Color	Sales representative
02620433	Black	150 STK

Deflector plate  
16, SW40



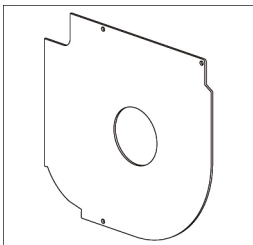
Article No.	Color	Sales representative
02630455	Black	150 STK

Deflector plate  
16, SW60



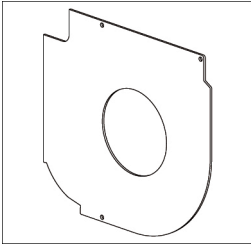
Article No.	Color	Sales representative
02630456	Black	150 STK

Deflector plate  
16XL, SW40



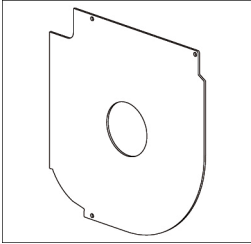
Article No.	Color	Sales representative
02630459	Black	50 STK

Deflector plate  
16XL, SW60



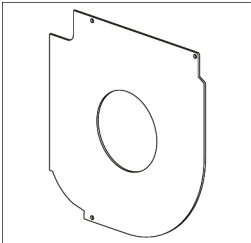
Article No.	Color	Sales representative
02630460	Black	50 STK

Deflector plate  
18, SW40



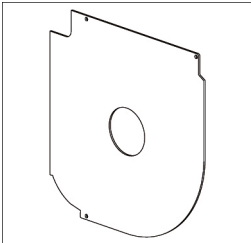
Article No.	Color	Sales representative
02630463	Black	50 STK

Deflector plate  
18, SW60



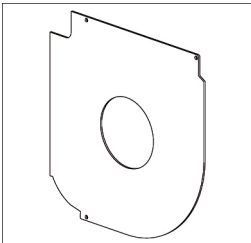
Article No.	Color	Sales representative
02630464	Black	50 STK

Deflector plate  
20, SW40



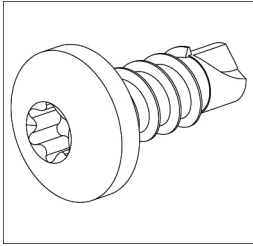
Article No.	Color	Sales representative
02630467	Black	50 STK

Deflector plate  
20, SW60



Article No.	Color	Sales representative
02630468	Black	50 STK

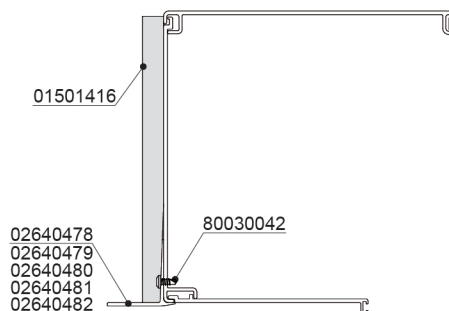
Self-drilling head screw  
DIN7504N 3.5x9.5 AW10



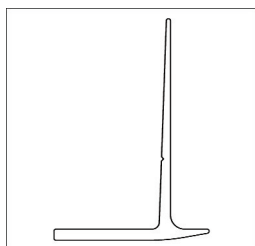
Article No.	Color	Sales representative
80030160	Galvanized	1000 STK



## 06. Box top boards - plaster base design

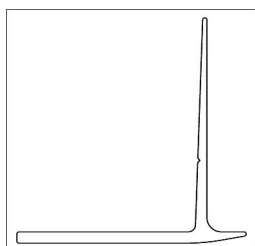


Box end profile  
15mm



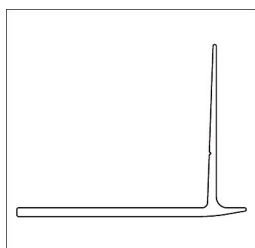
Article No.	Color	Sales representative
02640478_8077	dark brown	5 x 6 LM
02640478_9006	white-aluminium	5 x 6 LM
02640478_9016	normal white	5 x 6 LM
02640478_BL	blank	5 x 6 LM
02640478_SOFA	Special color powder-coated	1 x 6 LM

Box end profile  
25mm



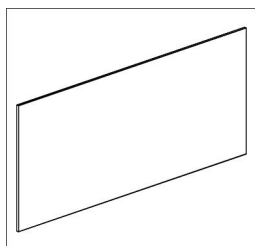
Article No.	Color	Sales representative
02640479_8077	dark brown	5 x 6 LM
02640479_9006	white-aluminium	5 x 6 LM
02640479_9016	normal white	5 x 6 LM
02640479_BL	blank	5 x 6 LM
02640479_SOFA	Special color powder-coated	1 x 6 LM

Box end profile  
35mm



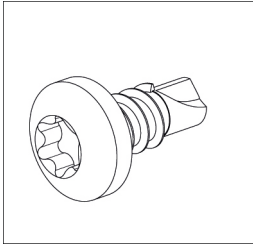
Article No.	Color	Sales representative
02640480_8077	dark brown	5 x 6 LM
02640480_9006	white-aluminium	5 x 6 LM
02640480_9016	normal white	5 x 6 LM
02640480_BL	blank	5 x 6 LM
02640480_SOFA	Special color powder-coated	1 x 6 LM

EPS insulation board  
1200x500x10mm



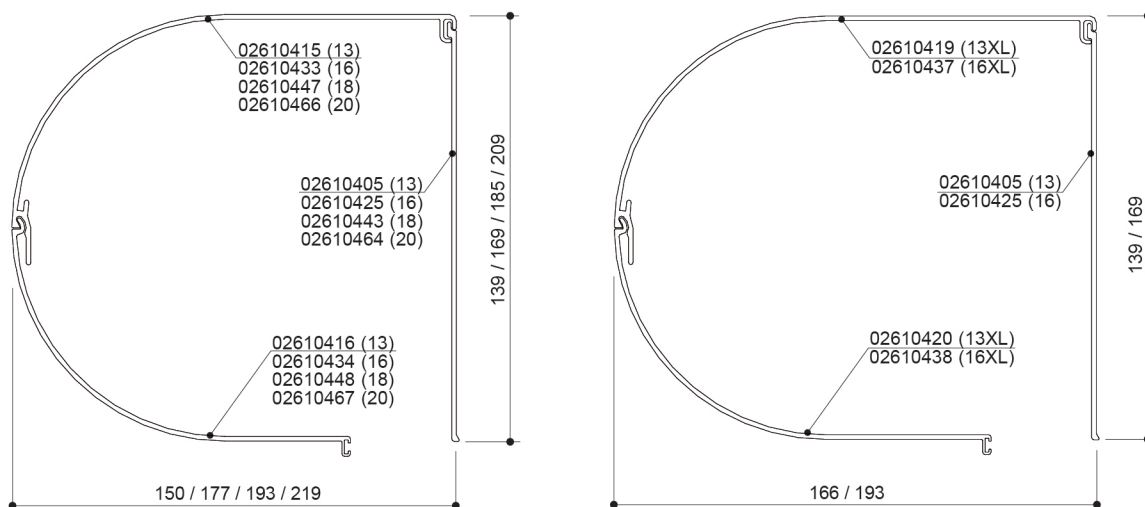
Article No.	Color	Sales representative
01501416	dark grey	96 M2

Self-drilling head screw  
DIN7504N 3.9x9.5 AW20

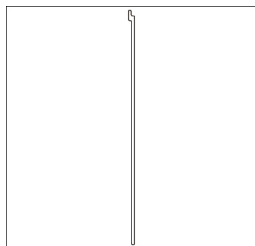


Article No.	Color	Sales representative
80030042_VZ	Galvanized	5000 STK

## 07. Box top boards - round extruded

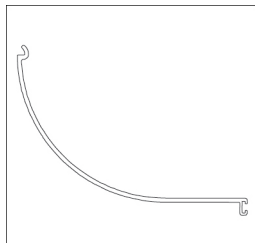


Top board profile  
13 - Rear side



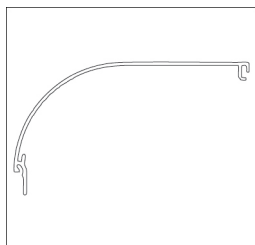
Article No.	Color	Sales representative
02610405_8077	dark brown	5 x 6 LM
02610405_9006	white-aluminium	5 x 6 LM
02610405_9016	normal white	5 x 6 LM
02610405_BL	blank	5 x 6 LM
02610405_SOFA	Special color powder-coated	1 x 6 LM

Top board profile  
13 NRS - Inspection with groove to insert the brush



Article No.	Color	Sales representative
02610416_8077	dark brown	3 x 6 LM
02610416_9006	white-aluminium	3 x 6 LM
02610416_9016	normal white	3 x 6 LM
02610416_BL	blank	3 x 6 LM
02610416_SOFA	Special color powder-coated	1 x 6 LM

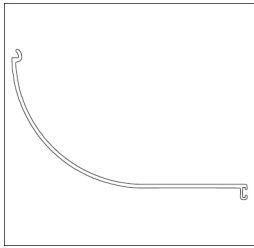
Top board profile  
13 NRS - Upper side



Article No.	Color	Sales representative
02610415_8077	dark brown	3 x 6 LM
02610415_9006	white-aluminium	3 x 6 LM
02610415_9016	normal white	3 x 6 LM
02610415_BL	blank	3 x 6 LM
02610415_SOFA	Special color powder-coated	1 x 6 LM

Top board profile

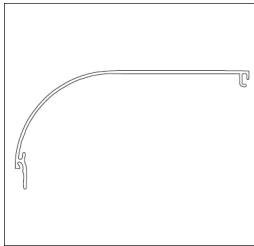
13XL NRS - Inspection with groove to insert the brush



Article No.	Color	Sales representative
02610420_8077	dark brown	3 x 6 LM
02610420_9006	white-aluminium	3 x 6 LM
02610420_9016	normal white	3 x 6 LM
02610420_BL	blank	3 x 6 LM
02610420_SOFA	Special color powder-coated	1 x 6 LM

Top board profile


13XL NRS - Upper side



Article No.	Color	Sales representative
02610419_8077	dark brown	3 x 6 LM
02610419_9006	white-aluminium	3 x 6 LM
02610419_9016	normal white	3 x 6 LM
02610419_BL	blank	3 x 6 LM
02610419_SOFA	Special color powder-coated	1 x 6 LM

Top board profile

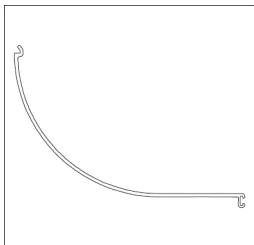
16 - Rear side



Article No.	Color	Sales representative
02610425_8077	dark brown	5 x 6 LM
02610425_9006	white-aluminium	5 x 6 LM
02610425_9016	normal white	5 x 6 LM
02610425_BL	blank	5 x 6 LM
02610425_SOFA	Special color powder-coated	1 x 6 LM

Top board profile

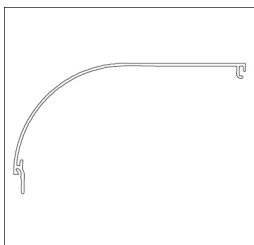
16 NRS - Inspection with groove to insert the brush



Article No.	Color	Sales representative
02610434_8077	dark brown	3 x 6 LM
02610434_9006	white-aluminium	3 x 6 LM
02610434_9016	normal white	3 x 6 LM
02610434_BL	blank	3 x 6 LM
02610434_SOFA	Special color powder-coated	1 x 6 LM

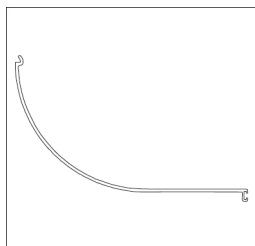
Top board profile

16 NRS - Upper side



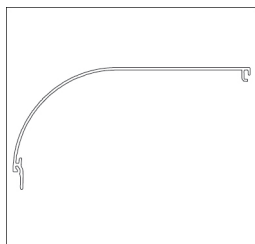
Article No.	Color	Sales representative
02610433_8077	dark brown	3 x 6 LM
02610433_9006	white-aluminium	3 x 6 LM
02610433_9016	normal white	3 x 6 LM
02610433_BL	blank	3 x 6 LM
02610433_SOFA	Special color powder-coated	1 x 6 LM

Top board profile  
16XL NRS - Inspection with groove to insert the brush



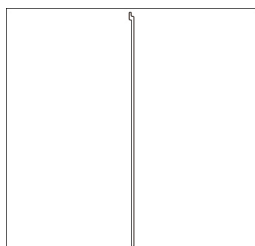
Article No.	Color	Sales representative
02610438_8077	dark brown	3 x 6 LM
02610438_9006	white-aluminium	3 x 6 LM
02610438_9016	normal white	3 x 6 LM
02610438_BL	blank	3 x 6 LM
02610438_SOFA	Special color powder-coated	1 x 6 LM

Top board profile  
16XL NRS - Upper side



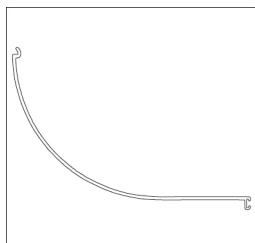
Article No.	Color	Sales representative
02610437_8077	dark brown	3 x 6 LM
02610437_9006	white-aluminium	3 x 6 LM
02610437_9016	normal white	3 x 6 LM
02610437_BL	blank	3 x 6 LM
02610437_SOFA	Special color powder-coated	1 x 6 LM

Top board profile  
18 - Rear side



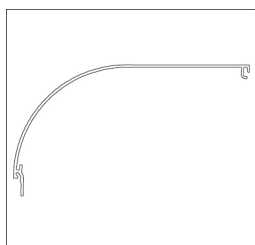
Article No.	Color	Sales representative
02610443_8077	dark brown	3 x 6 LM
02610443_9006	white-aluminium	3 x 6 LM
02610443_9016	normal white	3 x 6 LM
02610443_BL	blank	3 x 6 LM
02610443_SOFA	Special color powder-coated	1 x 6 LM

Top board profile  
18 NRS - Inspection with groove to insert the brush




Article No.	Color	Sales representative
02610448_8077	dark brown	3 x 6 LM
02610448_9006	white-aluminium	3 x 6 LM
02610448_9016	normal white	3 x 6 LM
02610448_BL	blank	3 x 6 LM
02610448_SOFA	Special color powder-coated	1 x 6 LM

Top board profile  
18 NRS - Upper side



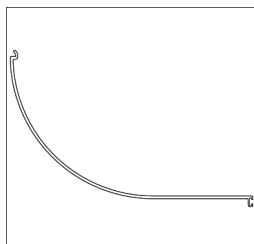
Article No.	Color	Sales representative
02610447_8077	dark brown	3 x 6 LM
02610447_9006	white-aluminium	3 x 6 LM
02610447_9016	normal white	3 x 6 LM
02610447_BL	blank	3 x 6 LM
02610447_SOFA	Special color powder-coated	1 x 6 LM

Top board profile  
20 - Rear side



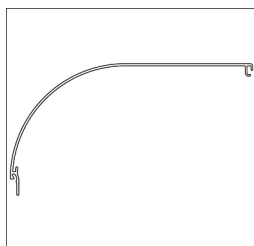
Article No.	Color	Sales representative
02610464_8077	dark brown	3 x 6 LM
02610464_9006	white-aluminium	3 x 6 LM
02610464_9016	normal white	3 x 6 LM
02610464_BL	blank	3 x 6 LM
02610464_SOFA	Special color powder-coated	1 x 6 LM

Top board profile  
20 NRS - Inspection with groove to insert the brush



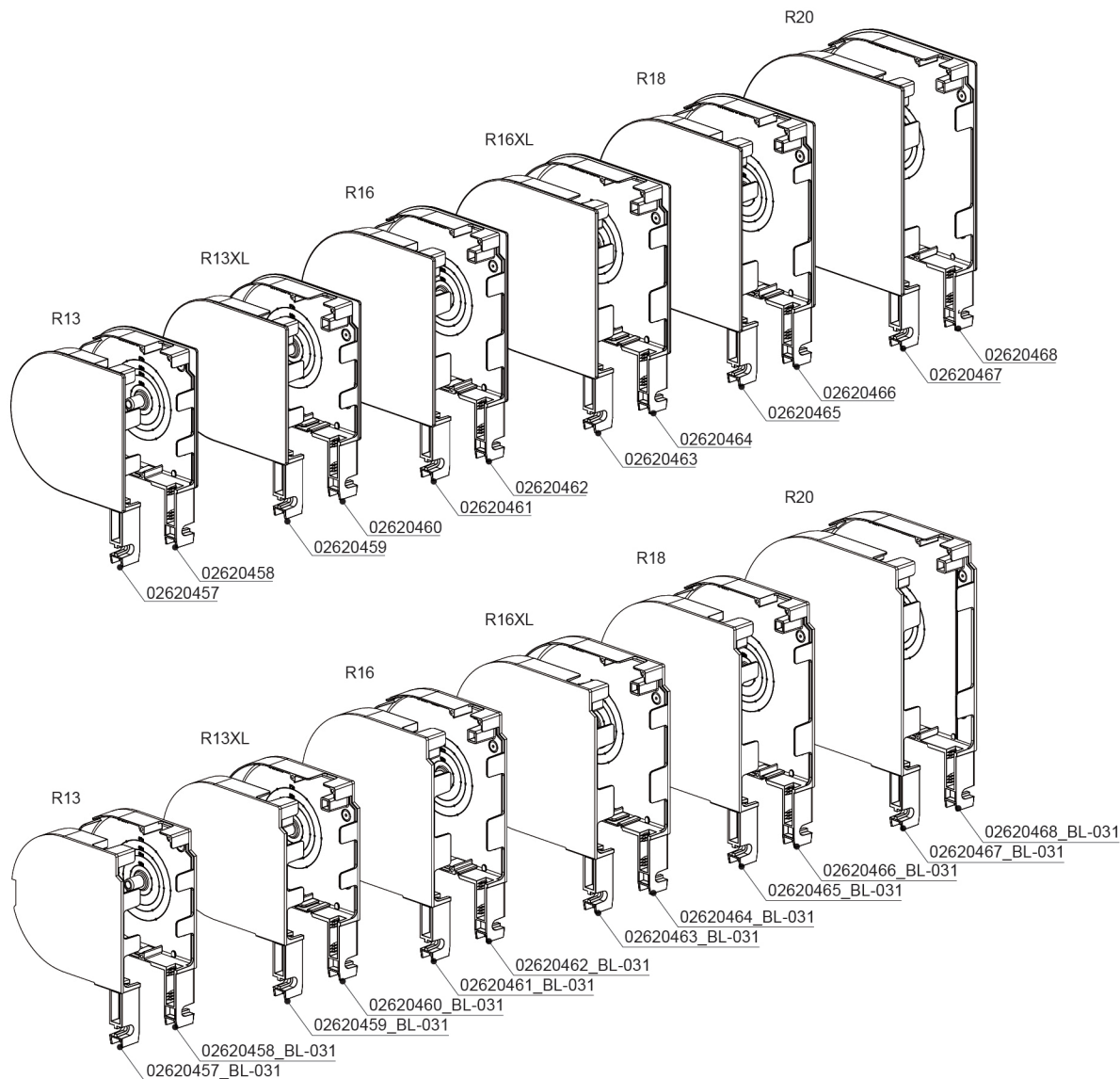
Article No.	Color	Sales representative
02610467_8077	dark brown	3 x 6 LM
02610467_9006	white-aluminium	3 x 6 LM
02610467_9016	normal white	3 x 6 LM
02610467_BL	blank	3 x 6 LM
02610467_SOFA	Special color powder-coated	1 x 6 LM

Top board profile  
20 NRS - Upper side

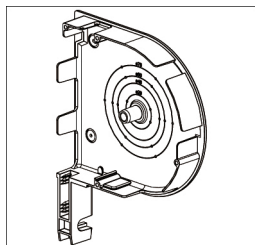


Article No.	Color	Sales representative
02610466_8077	dark brown	3 x 6 LM
02610466_9006	white-aluminium	3 x 6 LM
02610466_9016	normal white	3 x 6 LM
02610466_BL	blank	3 x 6 LM
02610466_SOFA	Special color powder-coated	1 x 6 LM

## 08. Side covers - round design

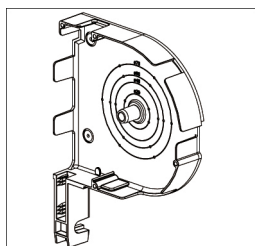


Side cover  
R13 on the left



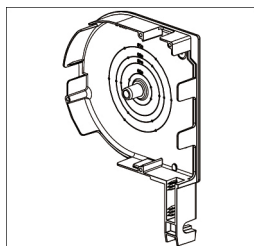
Article No.	Color	Sales representative
02620457_8077	dark brown	48 STK
02620457_9006	white-aluminium	48 STK
02620457_9016	normal white	48 STK
02620457_BL	blank	48 STK
02620457_SOFA	Special color powder-coated	1 STK

Side cover  
R13 on the left side, without edge



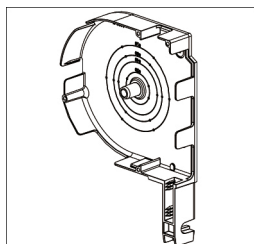
Article No.	Color	Sales representative
02620457_BL-031	blank	10 STK

Side cover  
R13 on the right



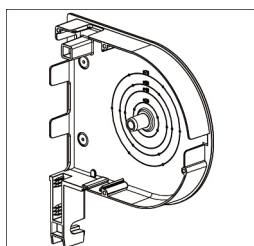
Article No.	Color	Sales representative
02620458_8077	dark brown	48 STK
02620458_9006	white-aluminium	48 STK
02620458_9016	normal white	48 STK
02620458_BL	blank	48 STK
02620458_SOFA	Special color powder-coated	1 STK

Side cover  
R13 on the right side, without edge



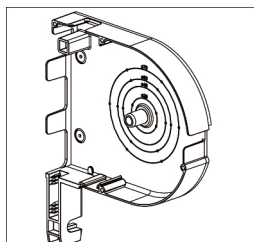
Article No.	Color	Sales representative
02620458_BL-031	blank	10 STK

Side cover  
R13XL on the left



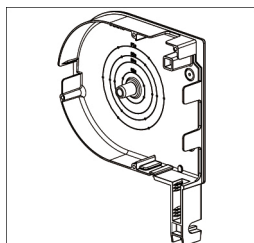
Article No.	Color	Sales representative
02620459_8077	dark brown	48 STK
02620459_9006	white-aluminium	48 STK
02620459_9016	normal white	48 STK
02620459_BL	blank	48 STK
02620459_SOFA	Special color powder-coated	1 STK

Side cover  
R13XL on the left side, without edge



Article No.	Color	Sales representative
02620459_BL-031	blank	10 STK

Side cover  
R13XL on the right

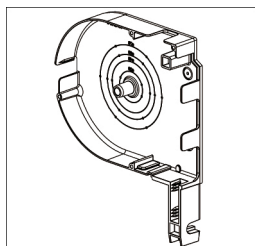


Article No.	Color	Sales representative
02620460_8077	dark brown	48 STK
02620460_9006	white-aluminium	48 STK
02620460_9016	normal white	48 STK
02620460_BL	blank	48 STK
02620460_SOFA	Special color powder-coated	1 STK



Side cover

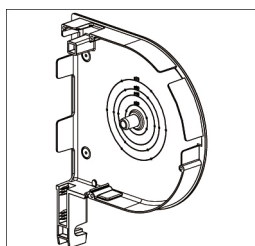
R13XL on the right side, without edge



Article No.	Color	Sales representative
02620460_BL-031	blank	10 STK

Side cover

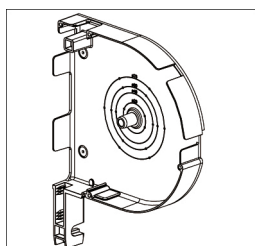
R16 on the left



Article No.	Color	Sales representative
02620461_8077	dark brown	48 STK
02620461_9006	white-aluminium	48 STK
02620461_9016	normal white	48 STK
02620461_BL	blank	48 STK
02620461_SOFA	Special color powder-coated	1 STK

Side cover

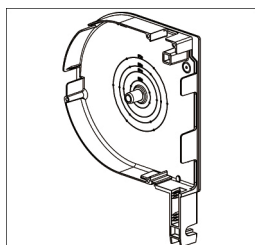
R16 on the left side, without edge



Article No.	Color	Sales representative
02620461_BL-031	blank	10 STK

Side cover

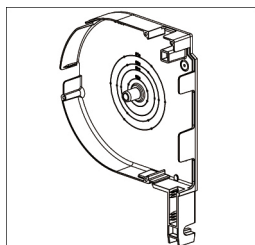
R16 on the right



Article No.	Color	Sales representative
02620462_8077	dark brown	48 STK
02620462_9006	white-aluminium	48 STK
02620462_9016	normal white	48 STK
02620462_BL	blank	48 STK
02620462_SOFA	Special color powder-coated	1 STK

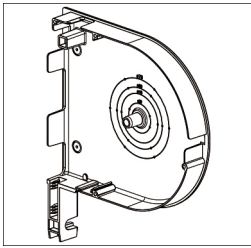
Side cover

R16 on the right side, without edge



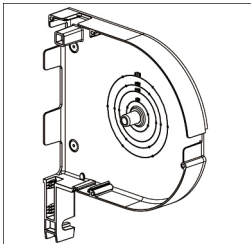
Article No.	Color	Sales representative
02620462_BL-031	blank	10 STK

Side cover  
R16XL on the left side



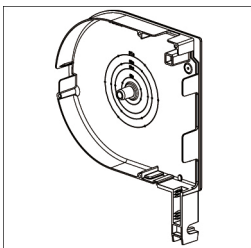
Article No.	Color	Sales representative
02620463_8077	dark brown	48 STK
02620463_9006	white-aluminium	48 STK
02620463_9016	normal white	48 STK
02620463_BL	blank	48 STK
02620463_SOFA	Special color powder-coated	1 STK

Side cover  
R16XL on the left side, without edge



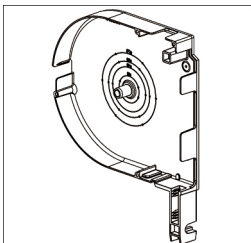
Article No.	Color	Sales representative
02620463_BL-031	blank	10 STK

Side cover  
R16XL on the right



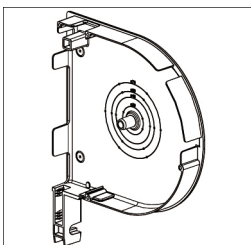
Article No.	Color	Sales representative
02620464_8077	dark brown	48 STK
02620464_9006	white-aluminium	48 STK
02620464_9016	normal white	48 STK
02620464_BL	blank	48 STK
02620464_SOFA	Special color powder-coated	1 STK

Side cover  
R16XL on the right side, without edge



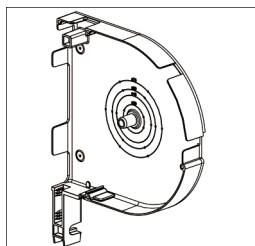
Article No.	Color	Sales representative
02620464_BL-031	blank	10 STK

Side cover  
R18 on the left



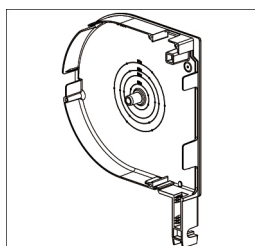
Article No.	Color	Sales representative
02620465_8077	dark brown	48 STK
02620465_9006	white-aluminium	48 STK
02620465_9016	normal white	48 STK
02620465_BL	blank	48 STK
02620465_SOFA	Special color powder-coated	1 STK

Side cover  
R18 on the left side, without edge



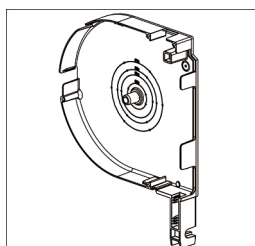
Article No.	Color	Sales representative
02620465_BL-031	blank	10 STK

Side cover  
R18 on the right



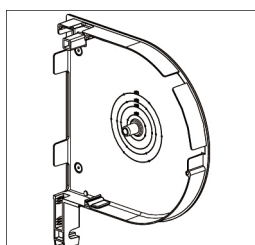
Article No.	Color	Sales representative
02620466_8077	dark brown	48 STK
02620466_9006	white-aluminium	48 STK
02620466_9016	normal white	48 STK
02620466_BL	blank	48 STK
02620466_SOFA	Special color powder-coated	1 STK

Side cover  
R18 on the right side, without edge



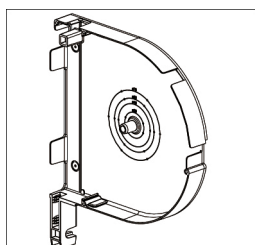
Article No.	Color	Sales representative
02620466_BL-031	blank	10 STK

Side cover  
R20 on the left



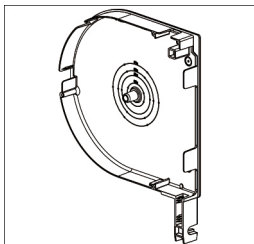
Article No.	Color	Sales representative
02620467_8077	dark brown	48 STK
02620467_9006	white-aluminium	48 STK
02620467_9016	normal white	48 STK
02620467_BL	blank	48 STK
02620467_SOFA	Special color powder-coated	1 STK

Side cover  
R20 on the left side, without edge



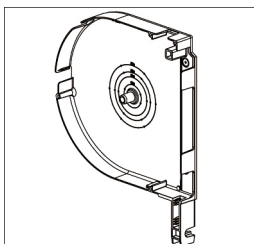
Article No.	Color	Sales representative
02620467_BL-031	blank	10 STK

Side cover  
R20 on the right



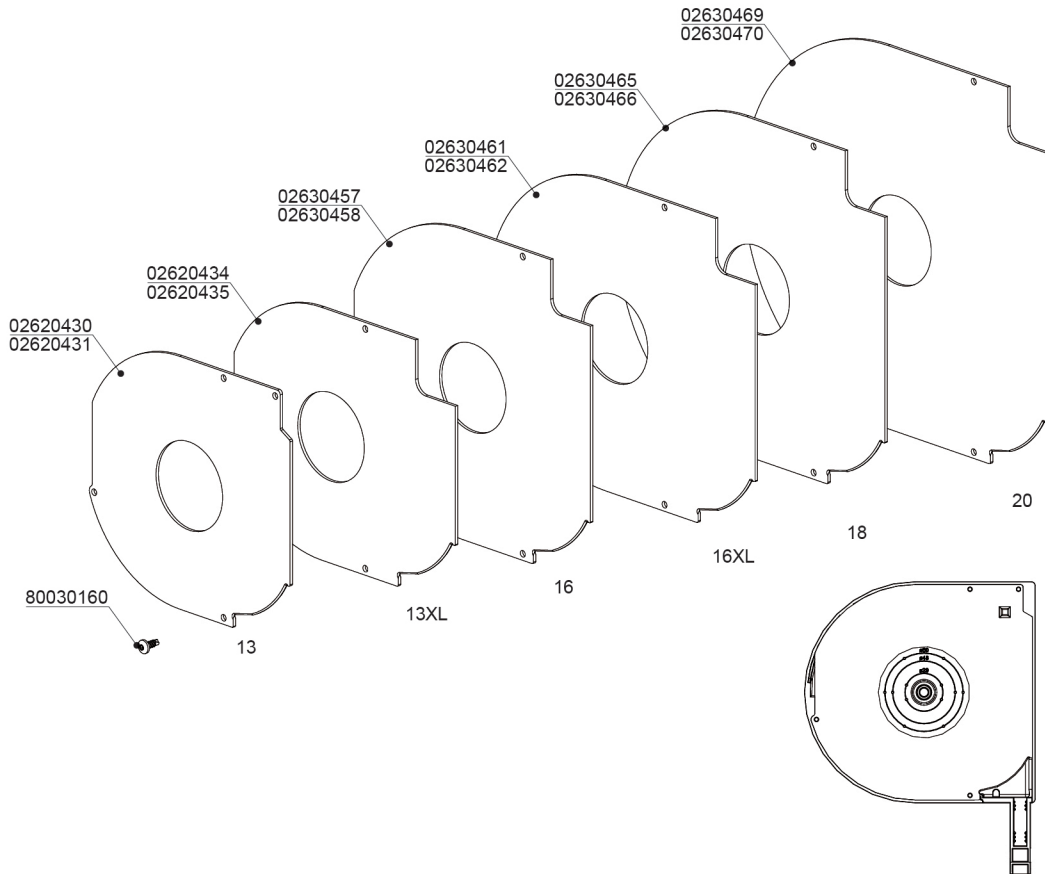
Article No.	Color	Sales representative
02620468_8077	dark brown	48 STK
02620468_9006	white-aluminium	48 STK
02620468_9016	normal white	48 STK
02620468_BL	blank	48 STK
02620468_SOFA	Special color powder-coated	1 STK

Side cover  
R20 on the right side, without edge

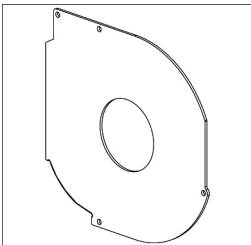


Article No.	Color	Sales representative
02620468_BL-031	blank	10 STK

# 09. Side covers - deflector plates for round design

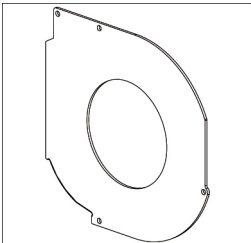


Deflector plate  
R13, SW40



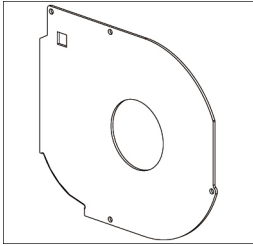
Article No.	Color	Sales representative
02620430	Black	50 STK

Deflector plate  
R13, SW60



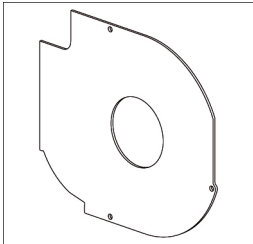
Article No.	Color	Sales representative
02620431	Black	50 STK

Deflector plate  
R13XL, SW40



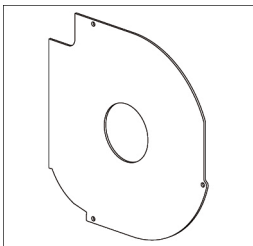
Article No.	Color	Sales representative
02620434	Black	50 STK

Deflector plate  
R13XL, SW60



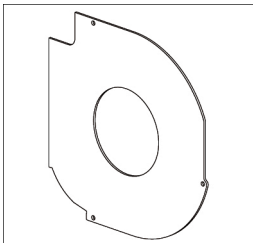
Article No.	Color	Sales representative
02620435	Black	50 STK

Deflector plate  
R16, SW40



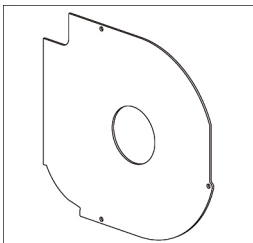
Article No.	Color	Sales representative
02630457	Black	50 STK

Deflector plate  
R16, SW60



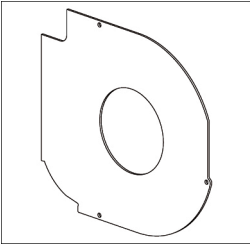
Article No.	Color	Sales representative
02630458	Black	50 STK

Deflector plate  
R16XL, SW40



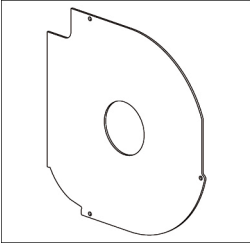
Article No.	Color	Sales representative
02630461	Black	50 STK

Deflector plate  
R16XL, SW60



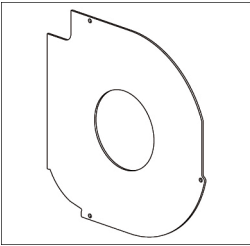
Article No.	Color	Sales representative
02630462	Black	50 STK

Deflector plate  
R18, SW40



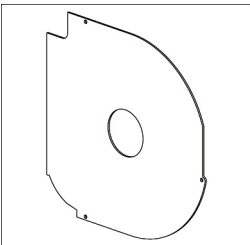
Article No.	Color	Sales representative
02630465	Black	50 STK

Deflector plate  
R18, SW60



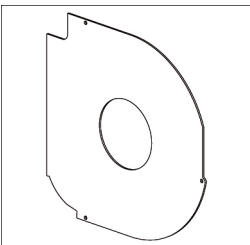
Article No.	Color	Sales representative
02630466	Black	50 STK

Deflector plate  
R20, SW40



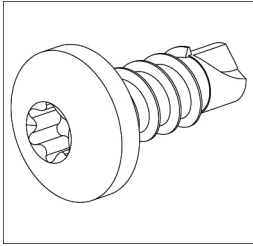
Article No.	Color	Sales representative
02630469	Black	50 STK

Deflector plate  
R20, SW60



Article No.	Color	Sales representative
02630470	Black	50 STK

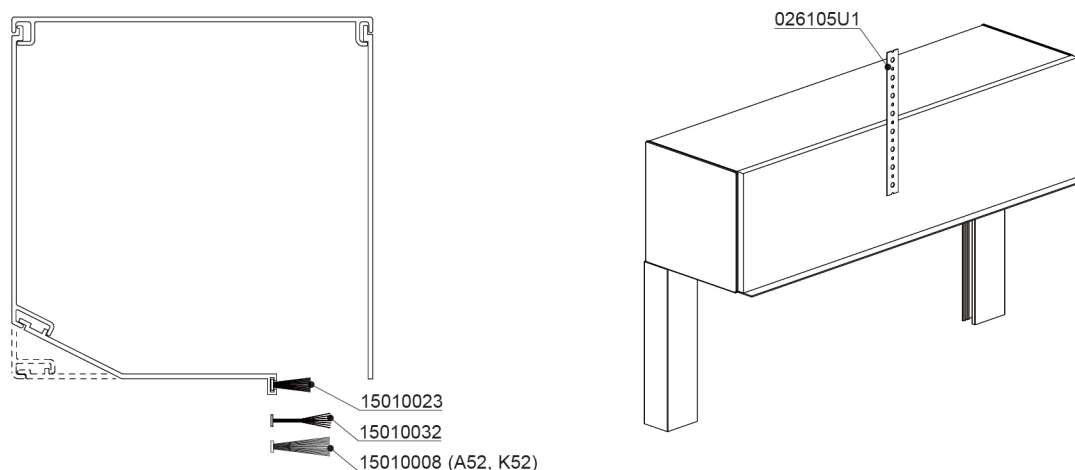
Self-drilling head screw  
DIN7504N 3.5x9.5 AW10



Article No.	Color	Sales representative
80030160	Galvanized	1000 STK

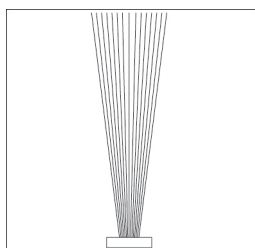


## 10. Box top boards - accessories



### Brush

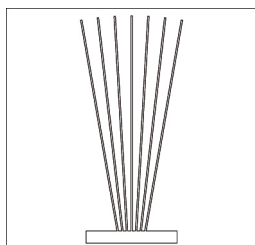
Width of the holder insert 4.8mm x height 25mm



Article No.	Color	Sales representative
15010008_9005	Black	1 x 100 LM

### Brush

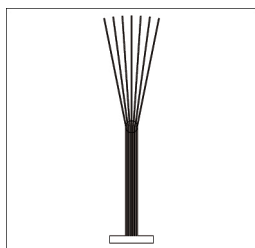
Width of the holder insert 5.0mm x height 15mm



Article No.	Color	Sales representative
15010023_9005	Black	1 x 125 LM
15010023_9006	Grey	1 x 125 LM

### Brush with stitching

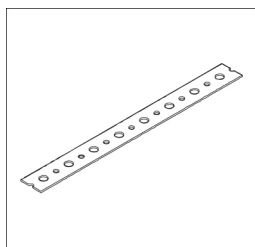
Width of the holder insert 4.8mm x height 25mm



Article No.	Color	Sales representative
15010032_9005	Black	1 x 250 LM

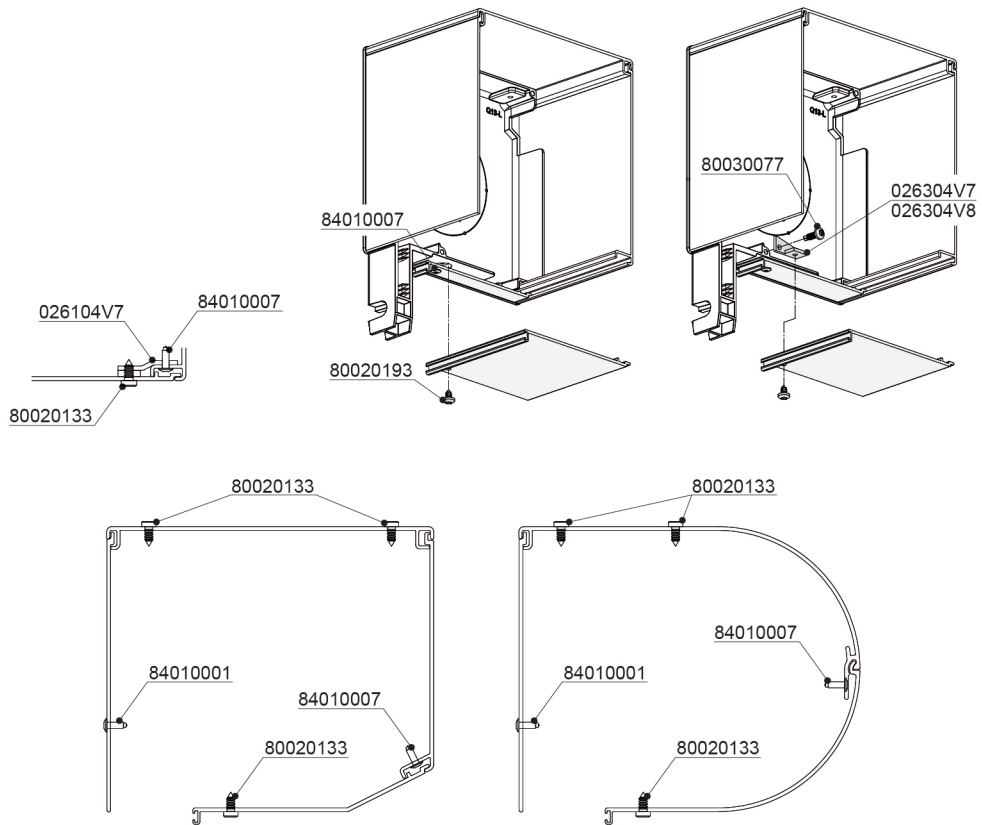
### Mounting lug

20x1mm, length 260mm

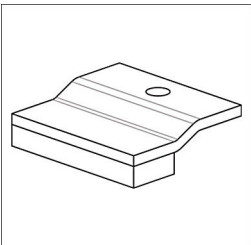


Article No.	Color	Sales representative
026105U1	Galvanized	1 STK

# 11. Box top boards - fastening devices

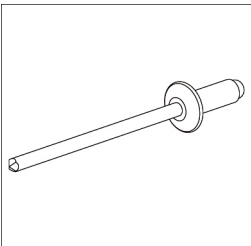


Aluminium tab  
for fastening the inspection cover



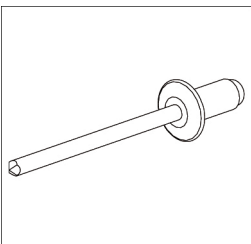
Article No.	Color	Sales representative
026104V7		10 STK

Blind rivet  
DIN7337A 03x8 truss head



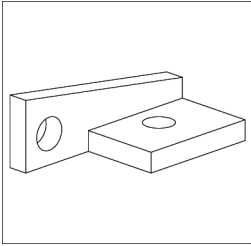
Article No.	Color	Sales representative
84010007_VZ	Aluminium/galvanized	500 STK

Blind rivet  
DIN7337A 04x8



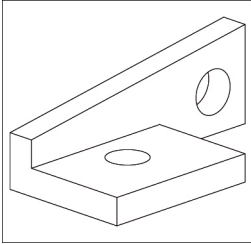
Article No.	Color	Sales representative
84010001	Aluminium/galvanized	1000 STK

Mounting bracket  
for fixing the inspection cover, left



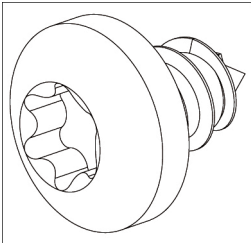
Article No.	Color	Sales representative
026304V7	blank	10 STK

Mounting bracket  
for fixing the inspection cover, right



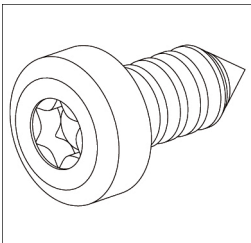
Article No.	Color	Sales representative
026304V8	blank	10 STK

Pan-head tapping screw  
DIN7981C 3.9x6.5 AW20



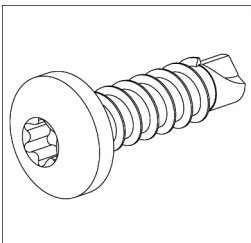
Article No.	Color	Sales representative
80020193	blank A2	1000 STK

Pan-head tapping screw  
DIN7981C 3.9x9.5 AW20



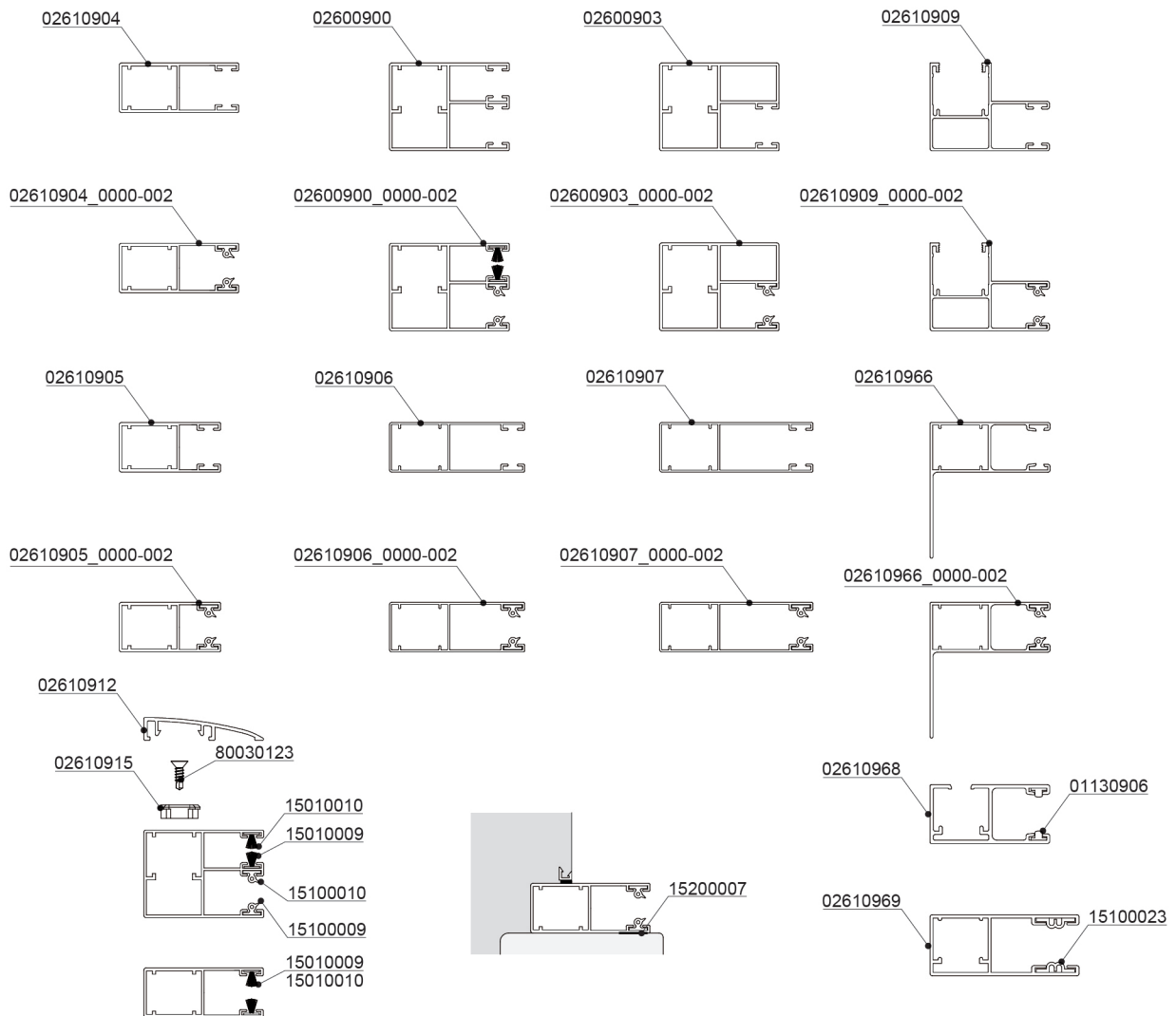
Article No.	Color	Sales representative
80020133	blank A2	1000 STK

Self-drilling head screw  
DIN7504N 3.5x13 AW10



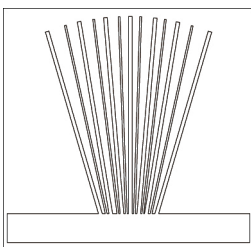
Article No.	Color	Sales representative
80030077_VZ	Galvanized	1000 STK

## 12. Guide rails - single guidance



### Brush

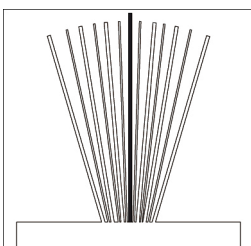
Width of the holder insert 6.7mm x height 6.25mm



Article No.	Color	Sales representative
15010010_9005	Black	1 x 275 LM
15010010_9006	Grey	1 x 275 LM

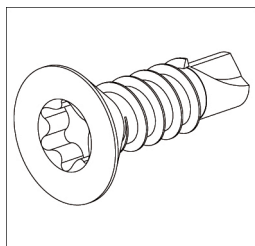
### Brush

Width of the holder insert 6.9mm x height 7mm with centre bar



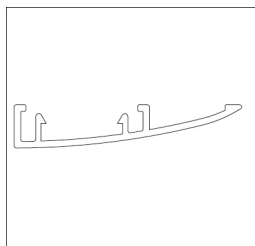
Article No.	Color	Sales representative
15010009_9005	Black	1 x 450 LM
15010009_9006	Grey	1 x 450 LM

Countersunk drilling screw  
DIN7504P 3.9x13 AW20



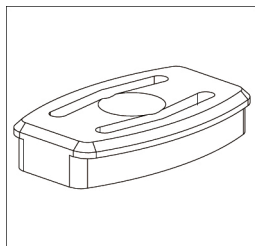
Article No.	Color	Sales representative
80030123	blank A2	1000 STK

Covering profile  
round, for guide rails with a width of 53mm



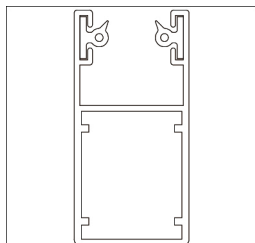
Article No.	Color	Sales representative
02610912_8077	dark brown	6 x 6 LM
02610912_9006	white-aluminium	6 x 6 LM
02610912_9016	normal white	6 x 6 LM
02610912_BL	blank	6 x 6 LM
02610912_SOFA	Special color powder-coated	1 x 6 LM

Fastening clip, covering profile round  
for guide rails with a width of 53mm



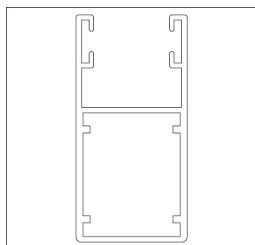
Article No.	Color	Sales representative
02610915	Black	200 STK

Guide rail  
45x22mm - single, with keder



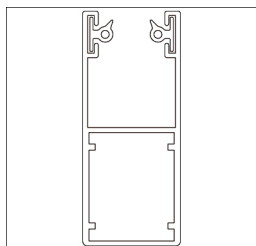
Article No.	Color	Sales representative
02610905_8077-002	dark brown	6 x 6 LM
02610905_9006-002	white-aluminium	6 x 6 LM
02610905_9016-002	normal white	6 x 6 LM
02610905_SOFA-002	Special color powder-coated	1 x 6 LM

Guide rail  
45x22mm - single, without brush and keder



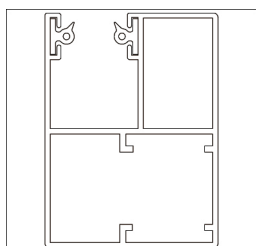
Article No.	Color	Sales representative
02610905_BL	blank	6 x 6 LM

Guide rail  
53x22mm - single, with keder



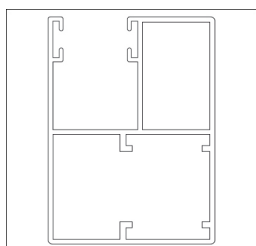
Article No.	Color	Sales representative
02610904_8077-002	dark brown	6 x 6 LM
02610904_9006-002	white-aluminium	6 x 6 LM
02610904_9016-002	normal white	6 x 6 LM
02610904_SOFA-002	Special color powder-coated	1 x 6 LM

Guide rail  
53x39mm - single, with keder



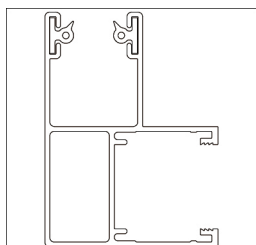
Article No.	Color	Sales representative
02600903_8077-002	dark brown	6 x 6 LM
02600903_9006-002	white-aluminium	6 x 6 LM
02600903_9016-002	normal white	6 x 6 LM
02600903_SOFA-002	Special color powder-coated	1 x 6 LM

Guide rail  
53x39mm - single, without brush and keder



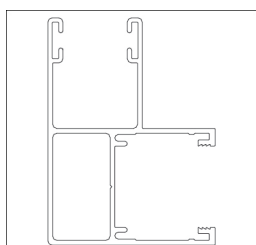
Article No.	Color	Sales representative
02600903_BL	blank	6 x 6 LM

Guide rail  
53x39mm open - single, with keder



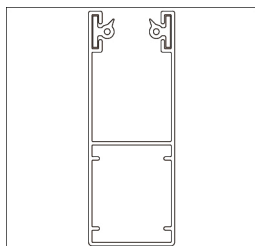
Article No.	Color	Sales representative
02610909_8077-002	dark brown	6 x 6 LM
02610909_9006-002	white-aluminium	6 x 6 LM
02610909_9016-002	normal white	6 x 6 LM
02610909_SOFA-002	Special color powder-coated	1 x 6 LM

Guide rail  
53x39mm open - single, without brush and keder



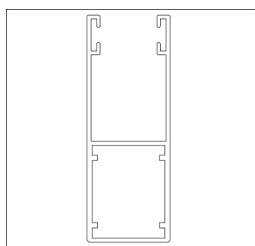
Article No.	Color	Sales representative
02610909_BL	blank	6 x 6 LM

Guide rail  
60x22mm - single, with keder



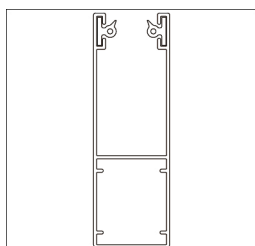
Article No.	Color	Sales representative
02610906_8077-002	dark brown	6 x 6 LM
02610906_9006-002	white-aluminium	6 x 6 LM
02610906_9016-002	normal white	6 x 6 LM
02610906_SOFA-002	Special color powder-coated	1 x 6 LM

Guide rail  
60x22mm - single, without brush and keder



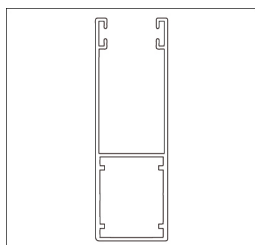
Article No.	Color	Sales representative
02610906_BL	blank	6 x 6 LM

Guide rail  
68x22mm - single, with keder



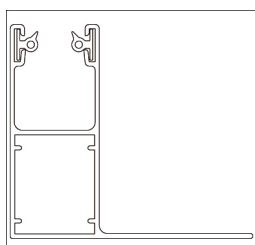
Article No.	Color	Sales representative
02610907_8077-002	dark brown	6 x 6 LM
02610907_9006-002	white-aluminium	6 x 6 LM
02610907_9016-002	normal white	6 x 6 LM
02610907_SOFA-002	Special color powder-coated	1 x 6 LM

Guide rail  
68x22mm - single, without brush and keder



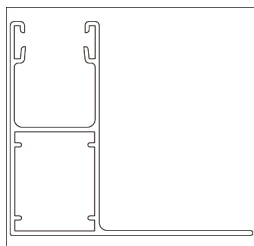
Article No.	Color	Sales representative
02610907_BL	blank	6 x 6 LM

Guide rail with L-bracket 40mm  
53x22mm - single, with keder



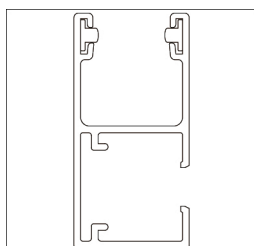
Article No.	Color	Sales representative
02610966_8077-002	dark brown	6 x 6 LM
02610966_9006-002	white-aluminium	6 x 6 LM
02610966_9016-002	normal white	6 x 6 LM
02610966_SOFA-002	Special color powder-coated	1 x 6 LM

Guide rail with L-bracket 40mm  
53x22mm - single, without brush and keder



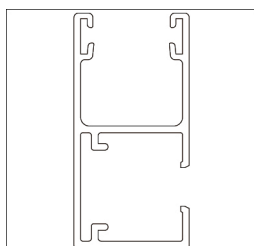
Article No.	Color	Sales representative
02610966_BL	blank	6 x 6 LM

Guide rail with spacing large  
53x26mm - single, with keder



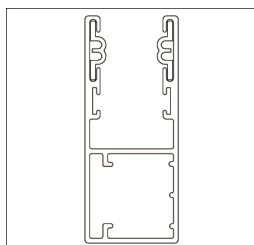
Article No.	Color	Sales representative
02610968_8077-002	dark brown	5 x 6 LM
02610968_9006-002	white-aluminium	5 x 6 LM
02610968_9016-002	normal white	5 x 6 LM
02610968_SOFA-002	Special color powder-coated	1 x 6 LM

Guide rail with spacing large  
53x26mm - single, without brush and keder



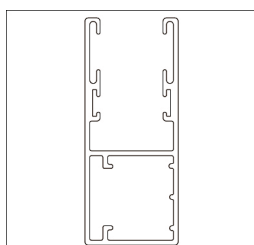
Article No.	Color	Sales representative
02610968_BL	blank	5 x 6 LM

Guide rail with spacing large  
66x27mm - single, with keder



Article No.	Color	Sales representative
02610969_8077-002	dark brown	1 x 6 LM
02610969_9006-002	white-aluminium	1 x 6 LM
02610969_9016-002	normal white	1 x 6 LM
02610969_SOFA-002	Special color powder-coated	1 x 6 LM

Guide rail with spacing large  
66x27mm - single, without brush and keder

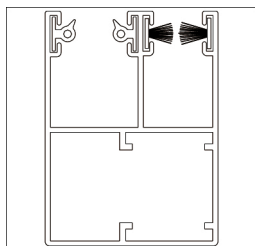


Article No.	Color	Sales representative
02610969_BL	blank	1 x 6 LM



**Insect screen guide rail**

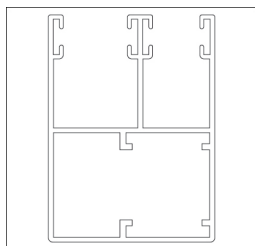
53x39mm - single, with brush and keder



Article No.	Color	Sales representative
02600900_8077-002	dark brown	6 x 6 LM
02600900_9006-002	white-aluminium	6 x 6 LM
02600900_9016-002	normal white	6 x 6 LM
02600900_SOFA-002	Special color powder-coated	1 x 6 LM

**Insect screen guide rail**

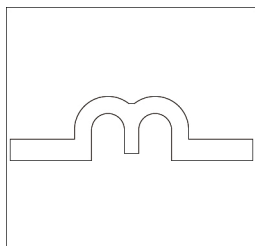
53x39mm - single, without brush and keder



Article No.	Color	Sales representative
02600900_BL	blank	6 x 6 LM

**Keder**

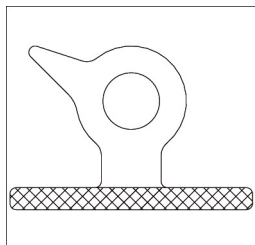
Width of the holder insert 17mm x height 4.5mm



Article No.	Color	Sales representative
15100023	Black	1 x 200 LM

**Keder**

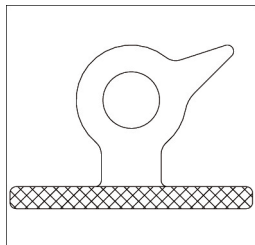
Width of the holder insert 7.2mm x height 5.0mm, on the left side



Article No.	Color	Sales representative
15100013	Black	1 x 350 LM

**Keder**

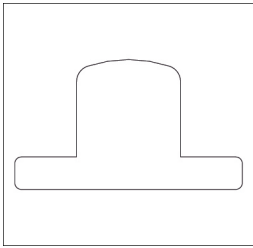
Width of the holder insert 7.2mm x height 5.0mm, on the right side



Article No.	Color	Sales representative
15100014	Black	1 x 350 LM

**Keder**

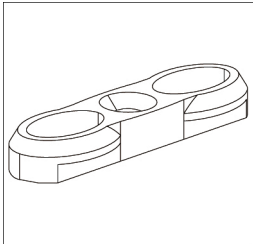
Width of the holder insert 7mm x height 4mm



Article No.	Color	Sales representative
01130906_9005	Black	1 x 100 LM

**Mounting clip**

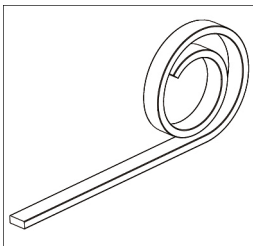
for aluminium guide rails



Article No.	Color	Sales representative
02610916	Black	200 STK

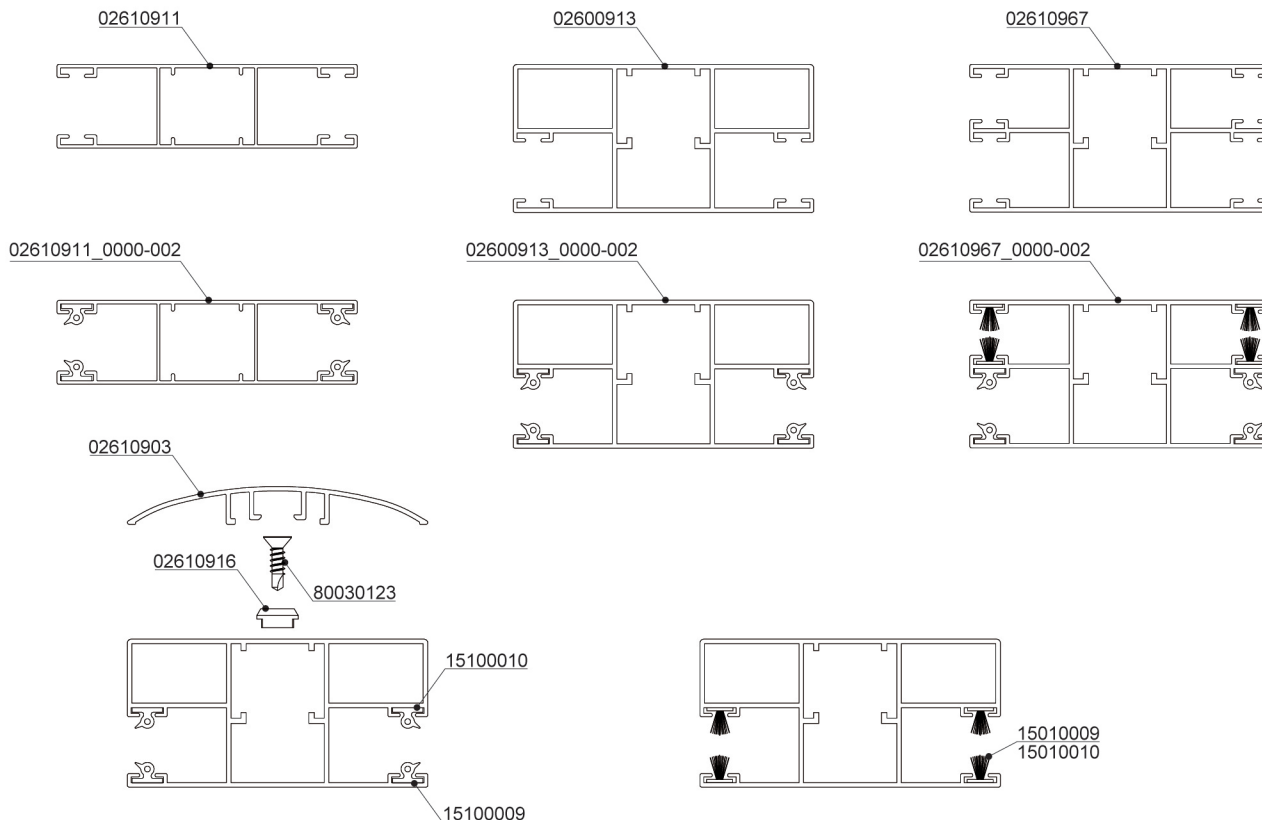
**Sealing tape**

Width 10 mm, impermeable to driving rain



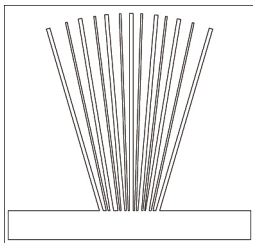
Article No.	Color	Sales representative
15200007	Grey	1 x 30 LM

### 13. Guide rails - double guidance



**Brush**

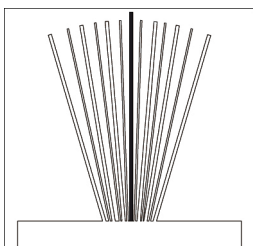
Width of the holder insert 6.7mm x height 6.25mm



Article No.	Color	Sales representative
15010010_9005	Black	1 x 275 LM
15010010_9006	Grey	1 x 275 LM

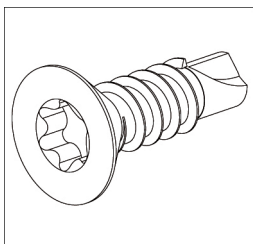
**Brush**

Width of the holder insert 6.9mm x height 7mm with centre bar



Article No.	Color	Sales representative
15010009_9005	Black	1 x 450 LM
15010009_9006	Grey	1 x 450 LM

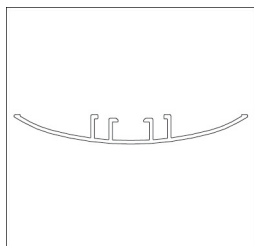
Countersunk drilling screw  
DIN7504P 3.9x13 AW20



Article No.	Color	Sales representative
80030123	blank A2	1000 STK

Covering profile

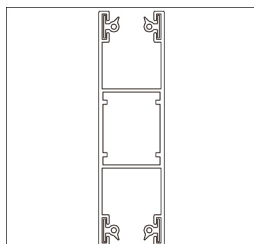
round, for guide rails with a width of 79mm



Article No.	Color	Sales representative
02610903_8077	dark brown	4 x 6 LM
02610903_9006	white-aluminium	4 x 6 LM
02610903_9016	normal white	4 x 6 LM
02610903_BL	blank	4 x 6 LM
02610903_SOFA	Special color powder-coated	1 x 6 LM

Guide rail

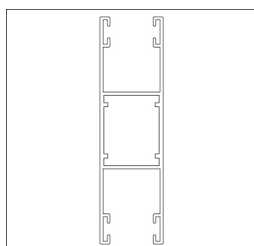
79x22mm - double, with keder



Article No.	Color	Sales representative
02610911_8077-002	dark brown	4 x 6 LM
02610911_9006-002	white-aluminium	4 x 6 LM
02610911_9016-002	normal white	4 x 6 LM
02610911_SOFA-002	Special color powder-coated	1 x 6 LM

Guide rail

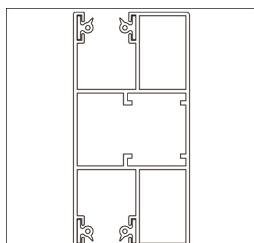
79x22mm - double, without brush and keder



Article No.	Color	Sales representative
02610911_BL	blank	4 x 6 LM

Guide rail

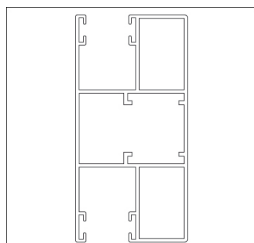
79x39mm - double, with keder



Article No.	Color	Sales representative
02600913_8077-002	dark brown	4 x 6 LM
02600913_9006-002	white-aluminium	4 x 6 LM
02600913_9016-002	normal white	4 x 6 LM
02600913_SOFA-002	Special color powder-coated	1 x 6 LM

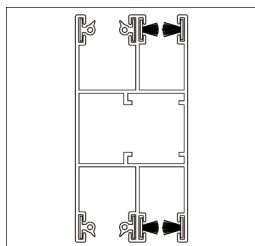
Guide rail

79x39mm - double, without brush and keder



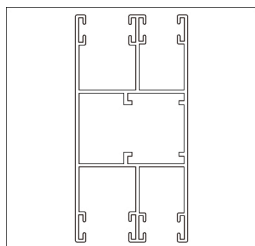
Article No.	Color	Sales representative
02600913_BL	blank	4 x 6 LM

**Insect screen guide rail**  
79x39mm - double, with keder



Article No.	Color	Sales representative
02610967_8077-002	dark brown	4 x 6 LM
02610967_9006-002	white-aluminium	4 x 6 LM
02610967_9016-002	normal white	4 x 6 LM
02610967_SOFA-002	Special color powder-coated	1 x 6 LM

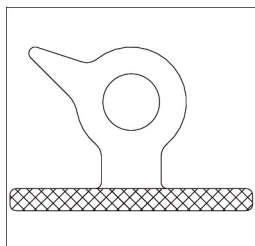
**Insect screen guide rail**  
79x39mm - double, without brush and keder



Article No.	Color	Sales representative
02610967_BL	blank	4 x 6 LM

**Keder**

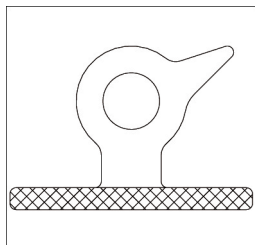
Width of the holder insert 7.2mm x height 5.0mm, on the left side



Article No.	Color	Sales representative
15100013	Black	1 x 350 LM

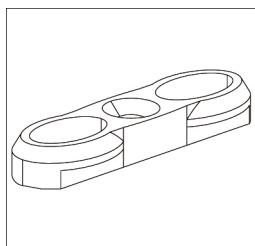
**Keder**

Width of the holder insert 7.2mm x height 5.0mm, on the right side



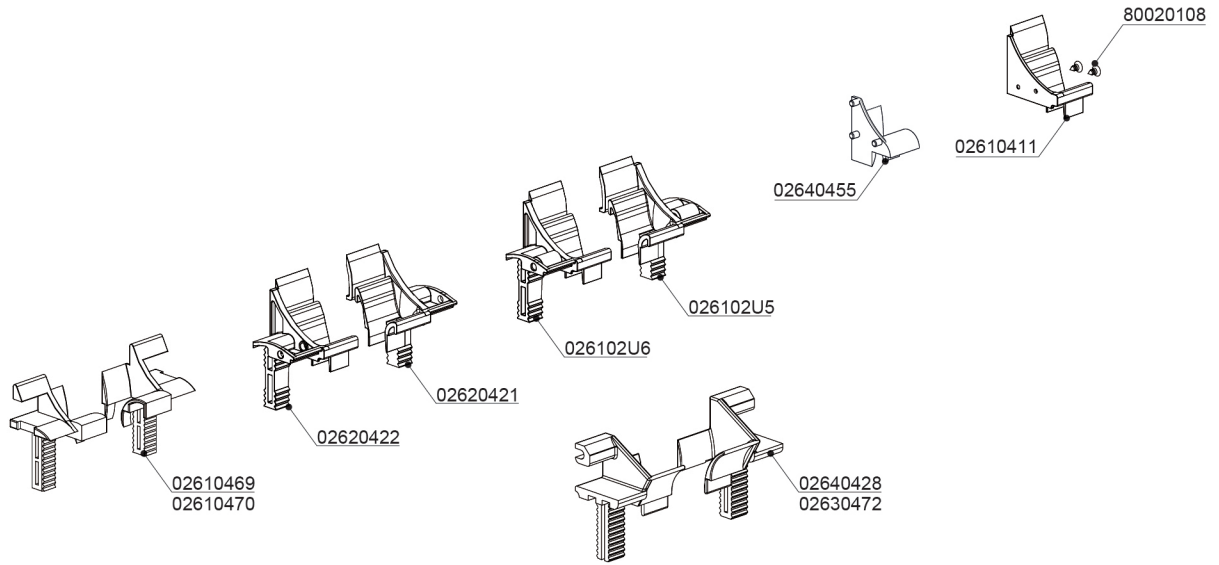
Article No.	Color	Sales representative
15100014	Black	1 x 350 LM

**Mounting clip**  
for aluminium guide rails



Article No.	Color	Sales representative
02610916	Black	200 STK

# 14. Guide rails - entry guides

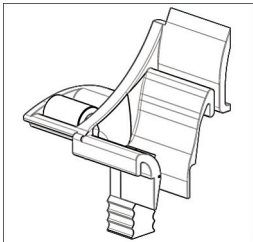


Entry guide  
14mm lift tape, with lift tape roll, on the left side



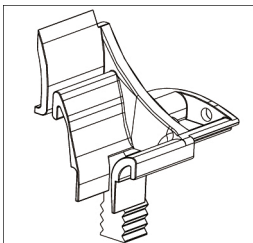
Article No.	Color	Sales representative
026102U5_9005	Black	100 STK

Entry guide  
14mm lift tape, with lift tape roll, on the right side



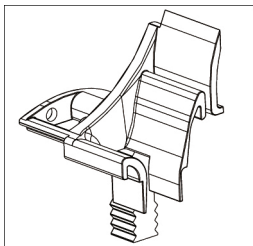
Article No.	Color	Sales representative
026102U6_9005	Black	100 STK

Entry guide  
for 39mm deep guide rail, on the left side



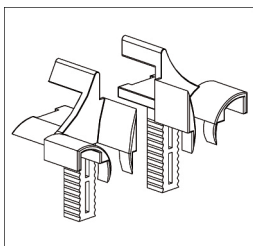
Article No.	Color	Sales representative
02620421_9005	Black	400 STK
02620421_9016	white	100 STK

Entry guide  
for 39mm deep guide rail, on the right side



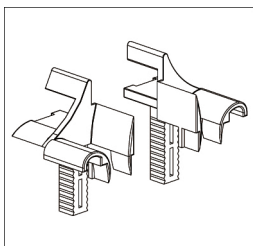
Article No.	Color	Sales representative
02620422_9005	Black	400 STK
02620422_9016	white	100 STK

Entry guide  
for guide rails with a width of 45mm



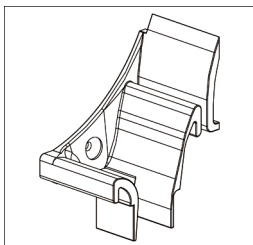
Article No.	Color	Sales representative
02610469_9005	Black	100 STK
02610469_9016	white	100 STK

Entry guide  
for guide rails with a width of 53, 60, 68mm



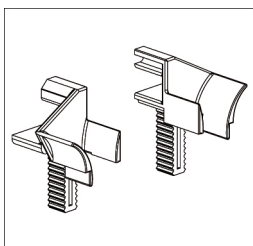
Article No.	Color	Sales representative
02610470_9005	Black	100 STK
02610470_9016	white	100 STK

Entry guide centre bearing  
for 39mm deep guide rail, on the right side



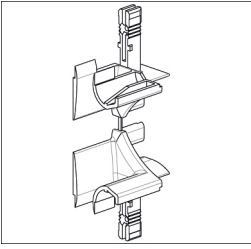
Article No.	Color	Sales representative
02610411_9005	Black	200 STK
02610411_9016	white	10 STK

Entry guide for large spacing  
for 53mm wide guide rail



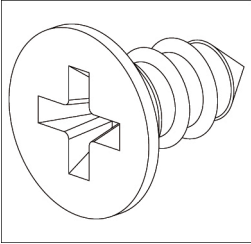
Article No.	Color	Sales representative
02640428_9005	Brown	100 STK

Entry guide for large spacing  
for 66mm wide guide rail



Article No.	Color	Sales representative
02630472_9005	Black	100 STK

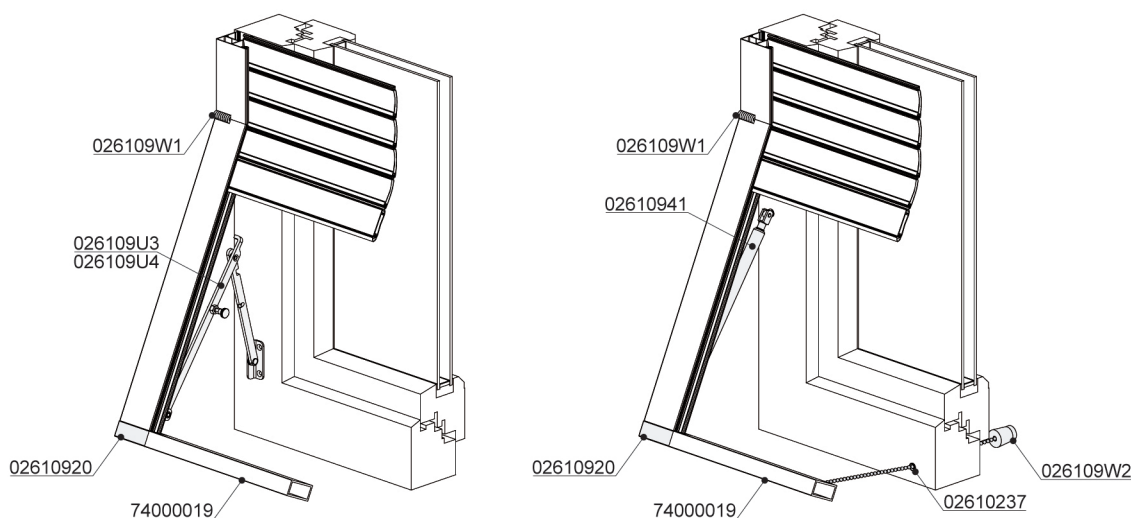
Tapping screw with countersunk head  
DIN7982C 2.9x6.5 cross recession



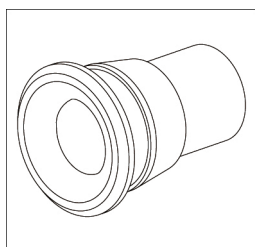
Article No.	Color	Sales representative
80020108_VZ	Galvanized	300 STK



## 15. Guide rails - toggle catches

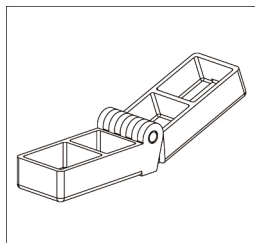


Cord guiding  
ø5x13mm




Article No.	Color	Sales representative
02610237	transparent	50 STK

Hinge for toggle catch  
for roller shutter with toggle catch



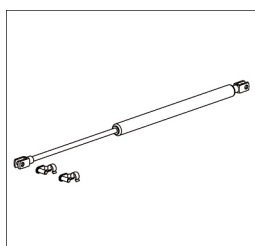
Article No.	Color	Sales representative
026109W1_9005	Black	1 STK
026109W1_9006	Grey	1 STK

Installation set  
for roller shutter with toggle catch



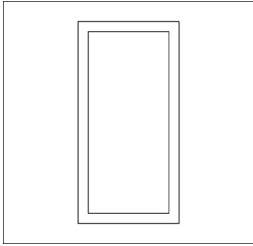
Article No.	Color	Sales representative
026109W2_8019	Brown	1 STK
026109W2_9016	white	1 STK

Pneumatic spring  
for roller shutter with toggle catch, 20N



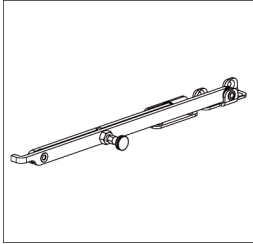
Article No.	Color	Sales representative
02610941	blank	1 STK

Profiled pipe made of aluminium  
40x20x2mm



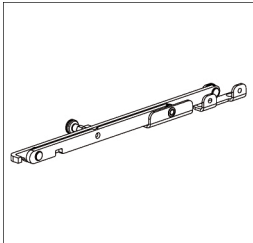
Article No.	Color	Sales representative
74000019_8077	dark brown	5 x 6 LM
74000019_9006	white-aluminium	5 x 6 LM
74000019_9016	normal white	5 x 6 LM
74000019_SOFA	Special color powder-coated	1 x 6 LM

Toggle catch with slidable lattice grate  
on the left side



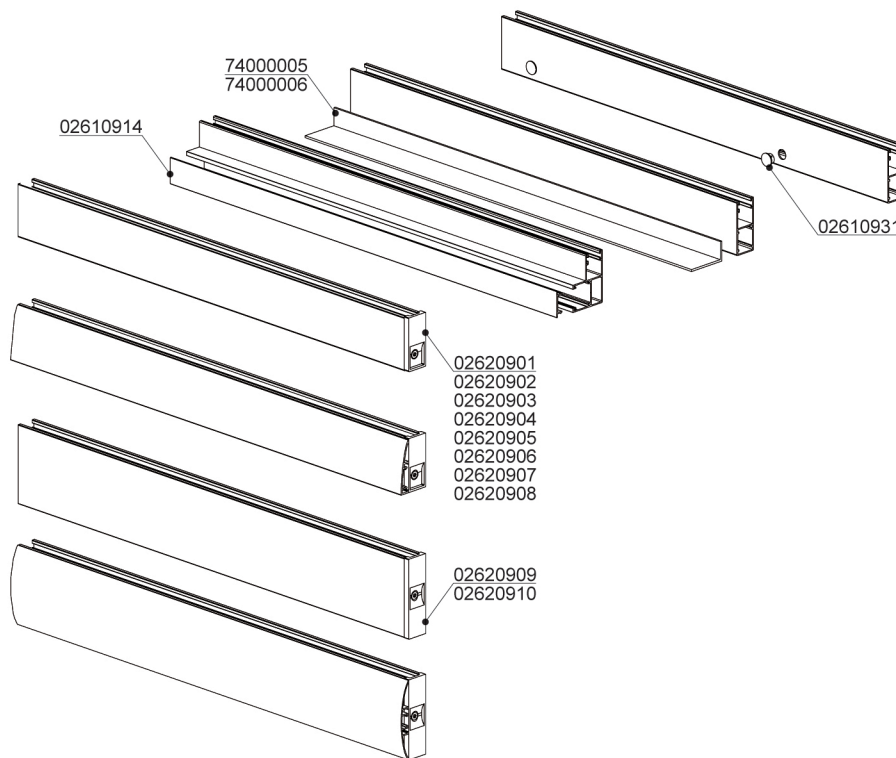
Article No.	Color	Sales representative
026109U3_9005	jet black	1 STK
026109U3_9006	white-aluminium	1 STK
026109U3_9016	normal white	1 STK

Toggle catch with slidable lattice grate  
on the right side

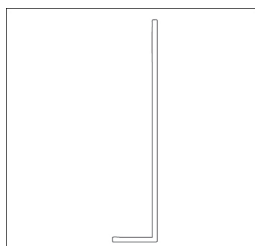


Article No.	Color	Sales representative
026109U4_9005	jet black	1 STK
026109U4_9006	white-aluminium	1 STK
026109U4_9016	normal white	1 STK

## 16. Guide rails - accessories

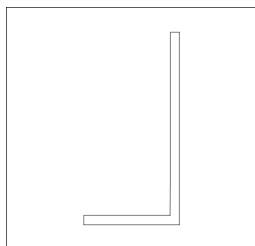


Aluminium bracket profile  
100x20x2mm



Article No.	Color	Sales representative
74000006_8077	dark brown	5 x 6 LM
74000006_9006	white-aluminium	5 x 6 LM
74000006_9016	normal white	5 x 6 LM
74000006_BL	blank	5 x 6 LM
74000006_SOFA	Special color powder-coated	1 x 6 LM

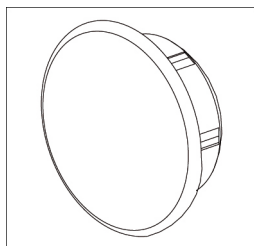
Aluminium bracket profile  
40x20x2mm



Article No.	Color	Sales representative
74000005_8077	dark brown	5 x 6 LM
74000005_9006	white-aluminium	5 x 6 LM
74000005_9016	normal white	5 x 6 LM
74000005_BL	blank	10 x 6 LM
74000005_SOFA	Special color powder-coated	1 x 6 LM

Covering cap

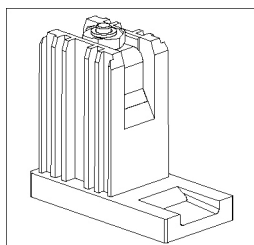
Height 4.8mm, for boreholes ø10mm



Article No.	Color	Sales representative
02610931_1019	grey beige	100 STK
02610931_1023	traffic yellow	100 STK
02610931_3003	ruby red	100 STK
02610931_3004	purple red	100 STK
02610931_3020	traffic red	100 STK
02610931_5002	ultramarine blue	100 STK
02610931_5014	pigeon blue	100 STK
02610931_6005	moss-green	100 STK
02610931_6009	fir green	100 STK
02610931_7001	silver-grey	100 STK
02610931_7012	granite grey	100 STK
02610931_7015	slate grey	100 STK
02610931_7016	anthracite-grey	100 STK
02610931_7035	light grey	100 STK
02610931_7038	agate grey	100 STK
02610931_7040	window grey	100 STK
02610931_8001	ochre brown	100 STK
02610931_8003	clay brown	100 STK
02610931_8007	fawn brown	100 STK
02610931_8011	nut brown	100 STK
02610931_8014	sepia brown	100 STK
02610931_8015	chestnut brown	100 STK
02610931_8016	mahogany brown	100 STK
02610931_8017	chocolate brown	100 STK
02610931_8022	black brown	100 STK
02610931_8025	pale brown	100 STK
02610931_8028	terra brown	100 STK
02610931_8077	dark brown	100 STK
02610931_9001	cream	100 STK
02610931_9005	jet black	100 STK
02610931_9006	white-aluminium	100 STK
02610931_9007	grey-aluminium	100 STK
02610931_9010	pure white	100 STK
02610931_9016	normal white	1000 STK

End cap

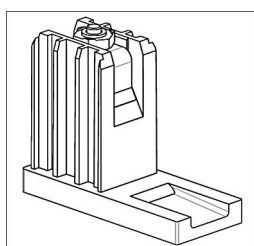
Guide rail 45x22mm



Article No.	Color	Sales representative
02620901_9005	Black	100 STK
02620901_9006	Grey	100 STK
02620901_9016	white	100 STK

End cap

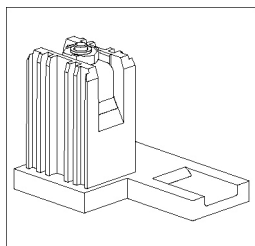
Guide rail 53x22mm



Article No.	Color	Sales representative
02620902_9005	Black	100 STK
02620902_9006	Grey	100 STK
02620902_9016	white	100 STK

End cap

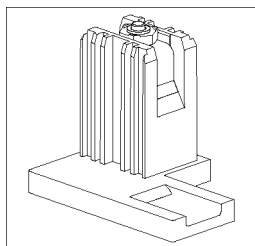
Guide rail 53x39mm open, on the left side



Article No.	Color	Sales representative
02620907_9005	Black	50 STK
02620907_9006	Grey	50 STK
02620907_9016	white	50 STK

End cap

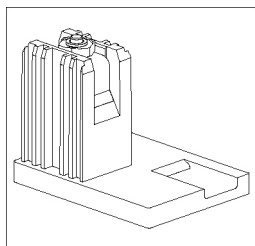
Guide rail 53x39mm open, on the right side



Article No.	Color	Sales representative
02620908_9005	Black	50 STK
02620908_9006	Grey	50 STK
02620908_9016	white	50 STK

End cap

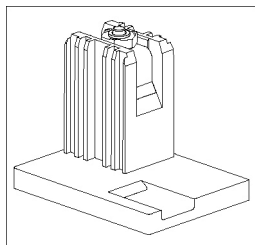
Guide rail 53x39mm, on the left side



Article No.	Color	Sales representative
02620905_9005	Black	50 STK
02620905_9006	Grey	50 STK
02620905_9016	white	50 STK

End cap

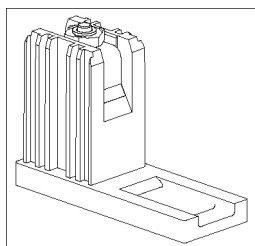
Guide rail 53x39mm, on the right side



Article No.	Color	Sales representative
02620906_9005	Black	50 STK
02620906_9006	Grey	50 STK
02620906_9016	white	50 STK

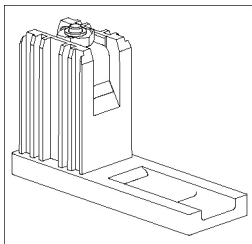
End cap

Guide rail 60x22mm



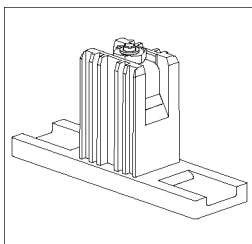
Article No.	Color	Sales representative
02620903_9005	Black	50 STK
02620903_9006	Grey	50 STK
02620903_9016	white	50 STK

End cap  
Guide rail 68x22mm



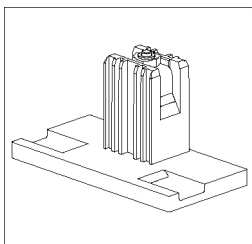
Article No.	Color	Sales representative
02620904_9005	Black	50 STK
02620904_9006	Grey	50 STK
02620904_9016	white	50 STK

End cap  
Guide rail 79x22mm



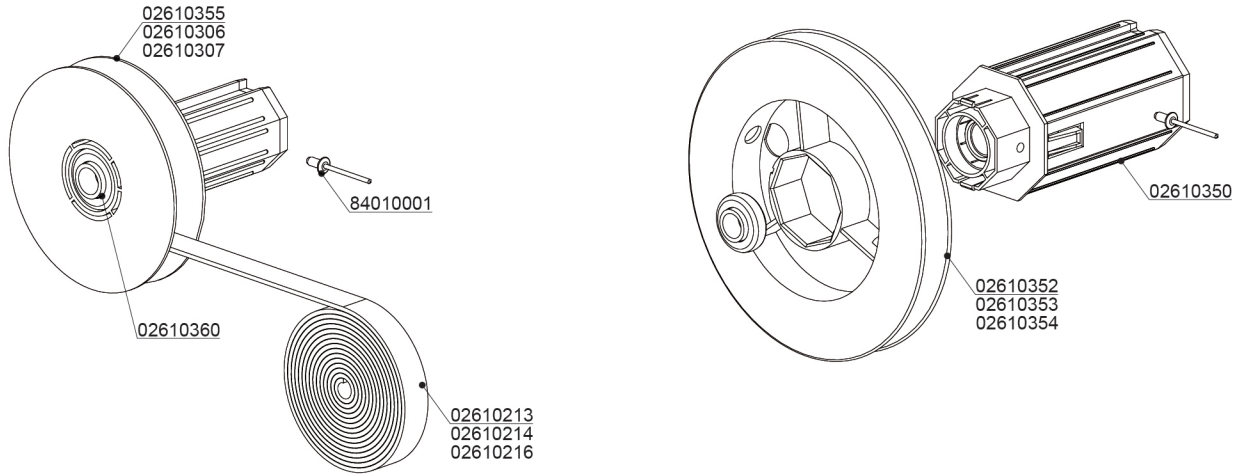
Article No.	Color	Sales representative
02620909_9005	Black	50 STK
02620909_9006	Grey	50 STK
02620909_9016	white	50 STK

End cap  
Guide rail 79x39mm

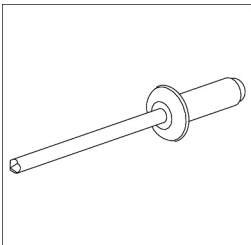


Article No.	Color	Sales representative
02620910_9005	Black	50 STK
02620910_9006	Grey	50 STK
02620910_9016	white	50 STK

# 17. Drive system - 14mm lift tape

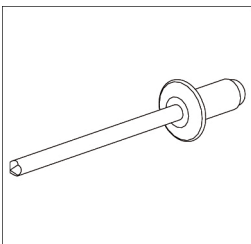


Blind rivet  
DIN7337A 04x12



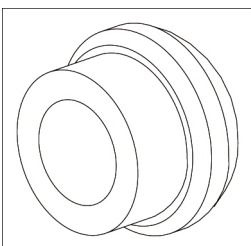
Article No.	Color	Sales representative
84010024	Aluminium/galvanized	500 STK

Blind rivet  
DIN7337A 04x8



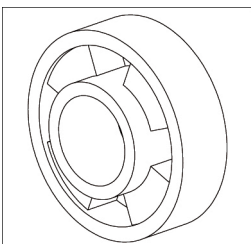
Article No.	Color	Sales representative
84010001	Aluminium/galvanized	1000 STK

Locking sleeve  
Brass



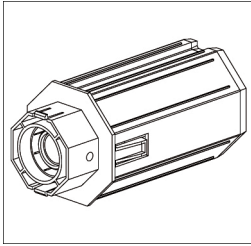
Article No.	Color	Sales representative
02610234		1000 STK

Plastic slide bearing  
ø28 / ø12 with collar



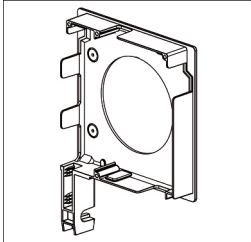
Article No.	Color	Sales representative
02610360	Black	100 STK

Roller capsule reinforced  
SW60 with locking clip, with ball bearing holder ø28mm



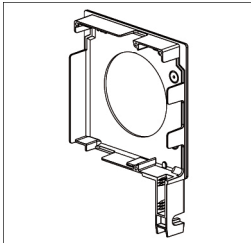
Article No.	Color	Sales representative
02610350	Grey	100 STK

Side cover  
Q13 on the left side, with cut-out ø85



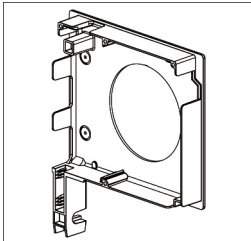
Article No.	Color	Sales representative
02620481_8077-032	dark brown	10 STK
02620481_9006-032	white-aluminium	10 STK
02620481_9016-032	normal white	10 STK
02620481_SOFA-032	Special color powder-coated	1 STK

Side cover  
Q13 on the right side, with cut-out ø85



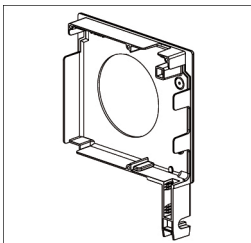
Article No.	Color	Sales representative
02620482_8077-032	dark brown	10 STK
02620482_9006-032	white-aluminium	10 STK
02620482_9016-032	normal white	10 STK
02620482_SOFA-032	Special color powder-coated	1 STK

Side cover  
Q13XL on the left side, with cut-out ø85



Article No.	Color	Sales representative
02620483_8077-032	dark brown	10 STK
02620483_9006-032	white-aluminium	10 STK
02620483_9016-032	normal white	10 STK
02620483_SOFA-032	Special color powder-coated	1 STK

Side cover  
Q13XL on the right side, with cut-out ø85

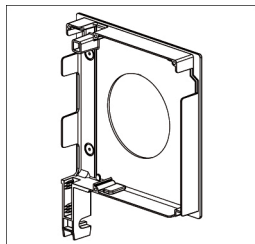


Article No.	Color	Sales representative
02620484_8077-032	dark brown	10 STK
02620484_9006-032	white-aluminium	10 STK
02620484_9016-032	normal white	10 STK
02620484_SOFA-032	Special color powder-coated	1 STK



Side cover

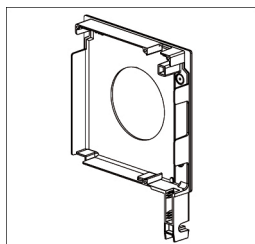
Q16 on the left side, with cut-out ø85



Article No.	Color	Sales representative
02620485_8077-032	dark brown	10 STK
02620485_9006-032	white-aluminium	10 STK
02620485_9016-032	normal white	10 STK
02620485_SOFA-032	Special color powder-coated	1 STK

Side cover

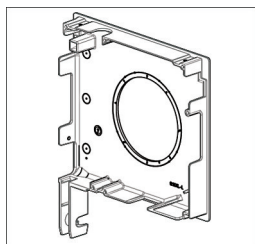
Q16 on the right side, with cut-out ø85



Article No.	Color	Sales representative
02620486_8077-032	dark brown	10 STK
02620486_9006-032	white-aluminium	10 STK
02620486_9016-032	normal white	10 STK
02620486_SOFA-032	Special color powder-coated	1 STK

Side cover

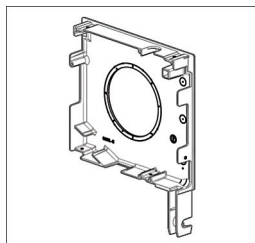
Q16XL on the left side, with cut-out ø85



Article No.	Color	Sales representative
02640445_8077-032	dark brown	10 STK
02640445_9006-032	white-aluminium	10 STK
02640445_9016-032	normal white	10 STK
02640445_SOFA-032	Special color powder-coated	1 STK

Side cover

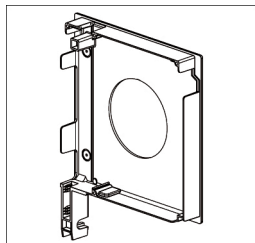
Q16XL on the right side, with cut-out ø85



Article No.	Color	Sales representative
02640446_8077-032	dark brown	10 STK
02640446_9006-032	white-aluminium	10 STK
02640446_9016-032	normal white	10 STK
02640446_SOFA-032	Special color powder-coated	1 STK

Side cover

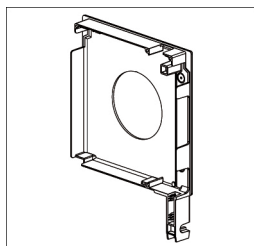
Q18 on the left side, with cut-out ø85



Article No.	Color	Sales representative
02620487_8077-032	dark brown	10 STK
02620487_9006-032	white-aluminium	10 STK
02620487_9016-032	normal white	10 STK
02620487_SOFA-032	Special color powder-coated	1 STK

Side cover

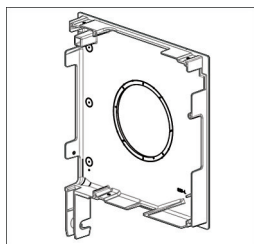
Q18 on the right side, with cut-out ø85



Article No.	Color	Sales representative
02620488_8077-032	dark brown	10 STK
02620488_9006-032	white-aluminium	10 STK
02620488_9016-032	normal white	10 STK
02620488_SOFA-032	Special color powder-coated	1 STK

Side cover

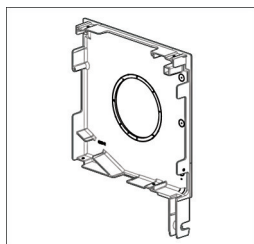
Q20 on the left side, with cut-out ø85



Article No.	Color	Sales representative
02640447_8077-032	dark brown	10 STK
02640447_9006-032	white-aluminium	10 STK
02640447_9016-032	normal white	10 STK
02640447_SOFA-032	Special color powder-coated	1 STK

Side cover

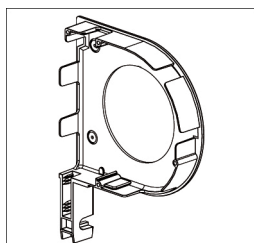
Q20 on the right side, with cut-out ø85



Article No.	Color	Sales representative
02640448_8077-032	dark brown	10 STK
02640448_9006-032	white-aluminium	10 STK
02640448_9016-032	normal white	10 STK
02640448_SOFA-032	Special color powder-coated	1 STK

Side cover

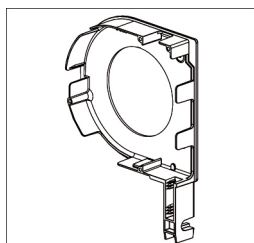
R13 on the left side, with cut-out ø85



Article No.	Color	Sales representative
02620457_8077-032	dark brown	10 STK
02620457_9006-032	white-aluminium	10 STK
02620457_9016-032	normal white	10 STK
02620457_SOFA-032	Special color powder-coated	1 STK

Side cover

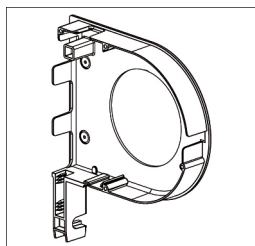
R13 on the right side, with cut-out ø85



Article No.	Color	Sales representative
02620458_8077-032	dark brown	10 STK
02620458_9006-032	white-aluminium	10 STK
02620458_9016-032	normal white	10 STK
02620458_SOFA-032	Special color powder-coated	1 STK

Side cover

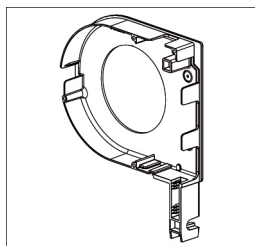
R13XL on the left side, with cut-out ø85



Article No.	Color	Sales representative
02620459_8077-032	dark brown	10 STK
02620459_9006-032	white-aluminium	10 STK
02620459_9016-032	normal white	10 STK
02620459_SOFA-032	Special color powder-coated	1 STK

Side cover

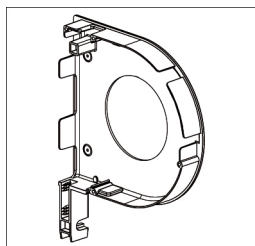
R13XL on the right side, with cut-out ø85



Article No.	Color	Sales representative
02620460_8077-032	dark brown	10 STK
02620460_9006-032	white-aluminium	10 STK
02620460_9016-032	normal white	10 STK
02620460_SOFA-032	Special color powder-coated	1 STK

Side cover

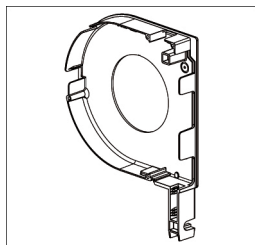
R16 on the left side, with cut-out ø85



Article No.	Color	Sales representative
02620461_8077-032	dark brown	10 STK
02620461_9006-032	white-aluminium	10 STK
02620461_9016-032	normal white	10 STK
02620461_SOFA-032	Special color powder-coated	1 STK

Side cover

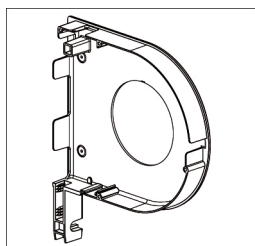
R16 on the right side, with cut-out ø85



Article No.	Color	Sales representative
02620462_8077-032	dark brown	10 STK
02620462_9006-032	white-aluminium	10 STK
02620462_9016-032	normal white	10 STK
02620462_SOFA-032	Special color powder-coated	1 STK

Side cover

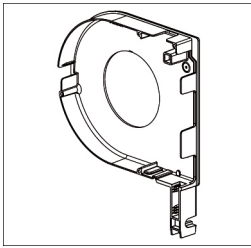
R16XL on the left side, with cut-out ø85



Article No.	Color	Sales representative
02620463_8077-032	dark brown	10 STK
02620463_9006-032	white-aluminium	10 STK
02620463_9016-032	normal white	10 STK
02620463_SOFA-032	Special color powder-coated	1 STK

Side cover

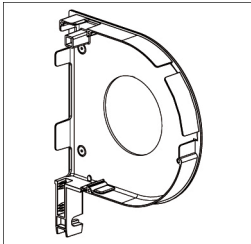
R16XL on the right side, with cut-out ø85



Article No.	Color	Sales representative
02620464_8077-032	dark brown	10 STK
02620464_9006-032	white-aluminium	10 STK
02620464_9016-032	normal white	10 STK
02620464_SOFA-032	Special color powder-coated	1 STK

Side cover

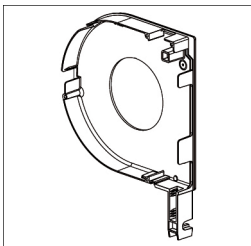
R18 on the left side, with cut-out ø85



Article No.	Color	Sales representative
02620465_8077-032	dark brown	10 STK
02620465_9006-032	white-aluminium	10 STK
02620465_9016-032	normal white	10 STK
02620465_SOFA-032	Special color powder-coated	1 STK

Side cover

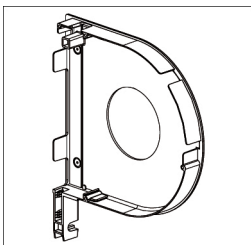
R18 on the right side, with cut-out ø85



Article No.	Color	Sales representative
02620466_8077-032	dark brown	10 STK
02620466_9006-032	white-aluminium	10 STK
02620466_9016-032	normal white	10 STK
02620466_SOFA-032	Special color powder-coated	1 STK

Side cover

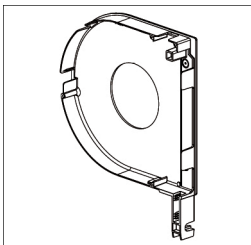
R20 on the left side, with cut-out ø85



Article No.	Color	Sales representative
02620467_8077-032	dark brown	10 STK
02620467_9006-032	white-aluminium	10 STK
02620467_9016-032	normal white	10 STK
02620467_SOFA-032	Special color powder-coated	1 STK

Side cover

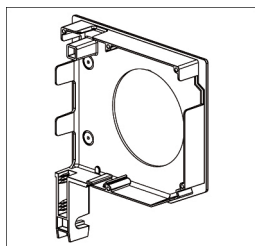
R20 on the right side, with cut-out ø85



Article No.	Color	Sales representative
02620468_8077-032	dark brown	10 STK
02620468_9006-032	white-aluminium	10 STK
02620468_9016-032	normal white	10 STK
02620468_SOFA-032	Special color powder-coated	1 STK

Side cover

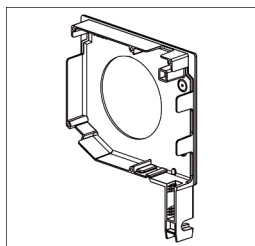
V13XL on the left side, with cut-out ø85



Article No.	Color	Sales representative
02620445_8077-032	dark brown	10 STK
02620445_9006-032	white-aluminium	10 STK
02620445_9016-032	normal white	10 STK
02620445_SOFA-032	Special color powder-coated	1 STK

Side cover

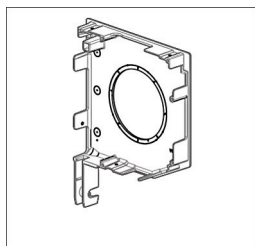
V13XL on the right side, with cut-out ø85



Article No.	Color	Sales representative
02620446_8077-032	dark brown	10 STK
02620446_9006-032	white-aluminium	10 STK
02620446_9016-032	normal white	10 STK
02620446_SOFA-032	Special color powder-coated	1 STK

Side cover

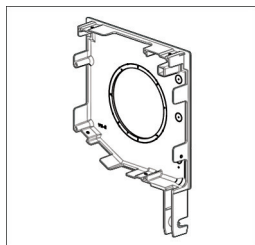
V16 on the left side, with cut-out ø85



Article No.	Color	Sales representative
02640443_8077-032	dark brown	10 STK
02640443_9006-032	white-aluminium	10 STK
02640443_9016-032	normal white	10 STK
02640443_SOFA-032	Special color powder-coated	1 STK

Side cover

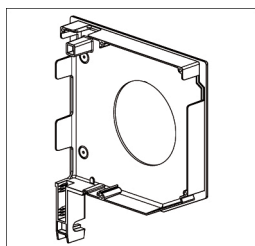
V16 on the right side, with cut-out ø85



Article No.	Color	Sales representative
02640444_8077-032	dark brown	10 STK
02640444_9006-032	white-aluminium	10 STK
02640444_9016-032	normal white	10 STK
02640444_SOFA-032	Special color powder-coated	1 STK

Side cover

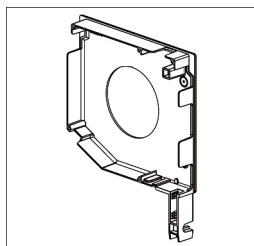
V16XL on the left side, with cut-out ø85



Article No.	Color	Sales representative
02620449_8077-032	dark brown	10 STK
02620449_9006-032	white-aluminium	10 STK
02620449_9016-032	normal white	10 STK
02620449_SOFA-032	Special color powder-coated	1 STK

Side cover

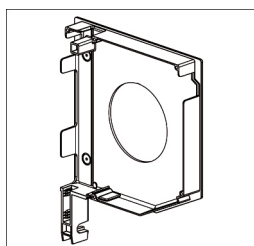
V16XL on the right side, with cut-out ø85



Article No.	Color	Sales representative
02620450_8077-032	dark brown	10 STK
02620450_9006-032	white-aluminium	10 STK
02620450_9016-032	normal white	10 STK
02620450_SOFA-032	Special color powder-coated	1 STK

Side cover

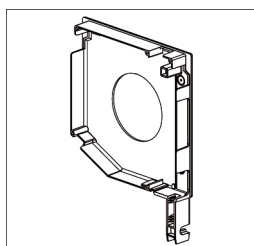
V18 on the left side, with cut-out ø85



Article No.	Color	Sales representative
02620451_8077-032	dark brown	10 STK
02620451_9006-032	white-aluminium	10 STK
02620451_9016-032	normal white	10 STK
02620451_SOFA-032	Special color powder-coated	1 STK

Side cover

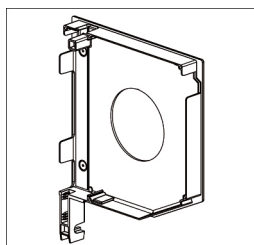
V18 on the right side, with cut-out ø85



Article No.	Color	Sales representative
02620452_8077-032	dark brown	10 STK
02620452_9006-032	white-aluminium	10 STK
02620452_9016-032	normal white	10 STK
02620452_SOFA-032	Special color powder-coated	1 STK

Side cover

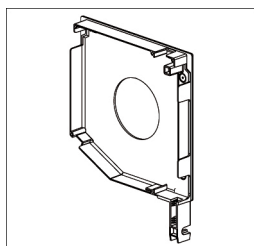
V20 on the left side, with cut-out ø85



Article No.	Color	Sales representative
02620453_8077-032	dark brown	10 STK
02620453_9006-032	white-aluminium	10 STK
02620453_9016-032	normal white	10 STK
02620453_SOFA-032	Special color powder-coated	1 STK

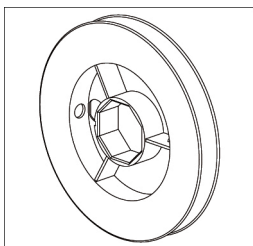
Side cover

V20 on the right side, with cut-out ø85



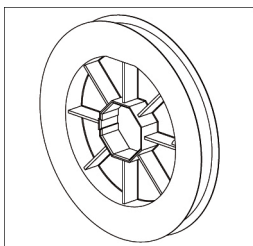
Article No.	Color	Sales representative
02620454_8077-032	dark brown	10 STK
02620454_9006-032	white-aluminium	10 STK
02620454_9016-032	normal white	10 STK
02620454_SOFA-032	Special color powder-coated	1 STK

Tape pulley  
ø154mm, 14mm lift tape, for roller capsule with locking clip



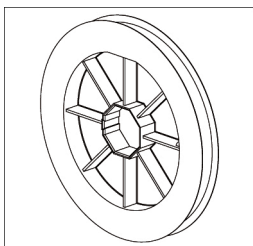
Article No.	Color	Sales representative
02610352	Grey	100 STK

Tape pulley  
ø170mm, 14mm lift tape, for roller capsule with locking clip



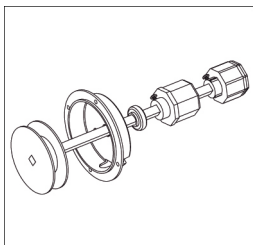
Article No.	Color	Sales representative
02610353	Grey	50 STK

Tape pulley  
ø190mm, 14mm lift tape, for roller capsule with locking clip



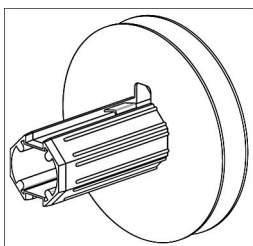
Article No.	Color	Sales representative
02610354	Grey	50 STK

Tape pulley on the outside  
ø78mm, SW40, 14mm lift tape, cap for tubes



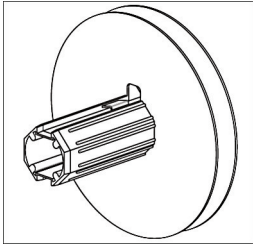
Article No.	Color	Sales representative
02610339		25 STK

Tape pulley with cap for tubes  
ø120mm, SW40, 14mm lift tape



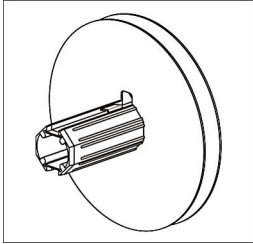
Article No.	Color	Sales representative
02610355	Grey	50 STK

Tape pulley with cap for tubes  
 ø150mm, SW40, 14mm lift tape



Article No.	Color	Sales representative
02610306	Grey	50 STK

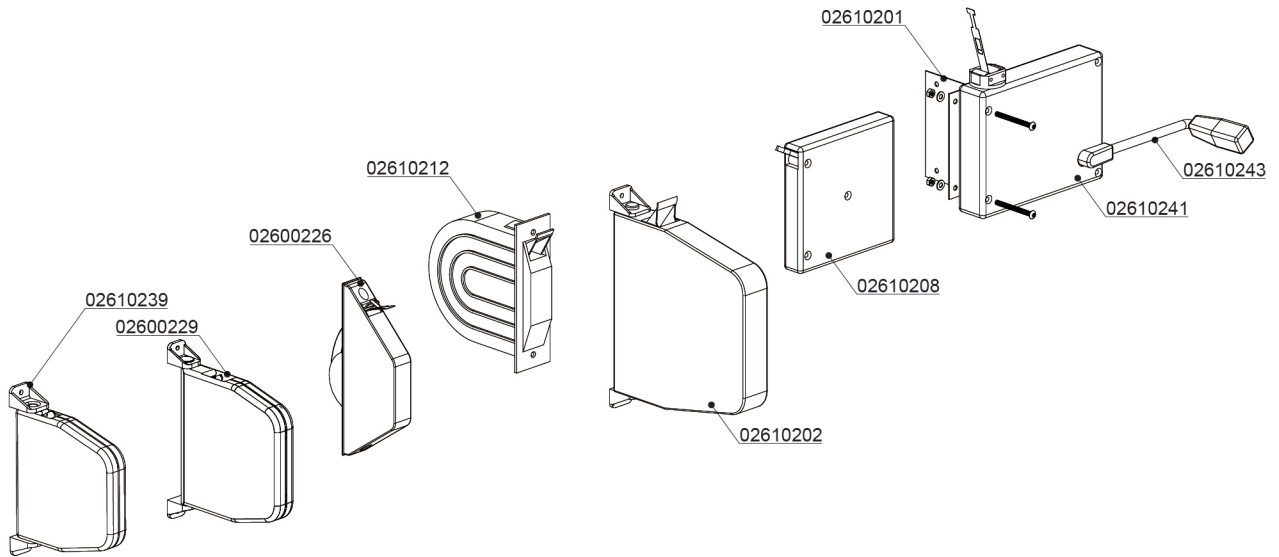
Tape pulley with cap for tubes  
 ø170mm, SW40, 14mm lift tape



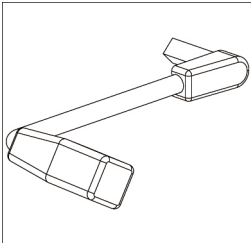
Article No.	Color	Sales representative
02610307	Grey	50 STK



## 18. Drive system - tape take up reel

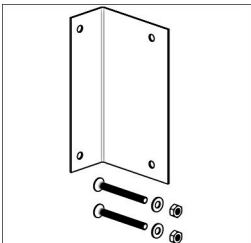


Crank handle  
for crank operated take-up reel, crank handle length 130mm



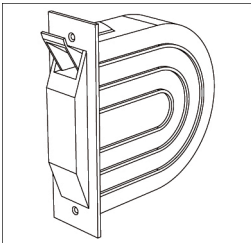
Article No.	Color	Sales representative
02610243		20 STK

Screw-on bracket for crank operated take-up reel  
with standard parts



Article No.	Color	Sales representative
02610201_8019	Brown	10 STK
02610201_9016	white	10 STK

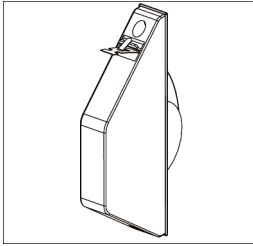
Tape take up reel with wall cassette  
14mm lift tape, can be flush-mounted, without lift tape



Article No.	Color	Sales representative
02610212	white	50 STK

Tape take-up reel

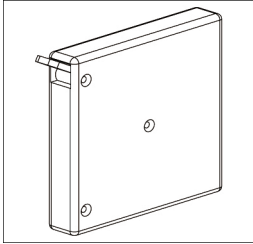
14mm lift tape, can be partially flush-mounted, without lift tape



Article No.	Color	Sales representative
02600226_8019	Brown	100 STK
02600226_9016	white	100 STK

Tape take-up reel

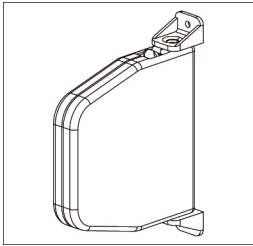
14mm lift tape, screwable, without lift tape



Article No.	Color	Sales representative
02610208_9016	white	50 STK

Tape take-up reel

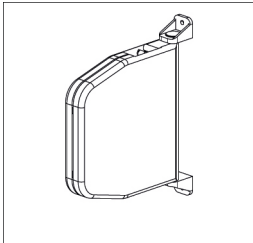
14mm lift tape, swivellable, without insertion tool and without lift tape



Article No.	Color	Sales representative
02610239_8019	Brown	50 STK
02610239_9016	white	50 STK

Tape take-up reel can be opened

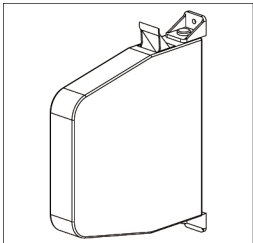
14mm lift tape, swivelling, without insertion tool and without lift tape



Article No.	Color	Sales representative
02600229_8019	Brown	50 STK
02600229_9016	white	50 STK

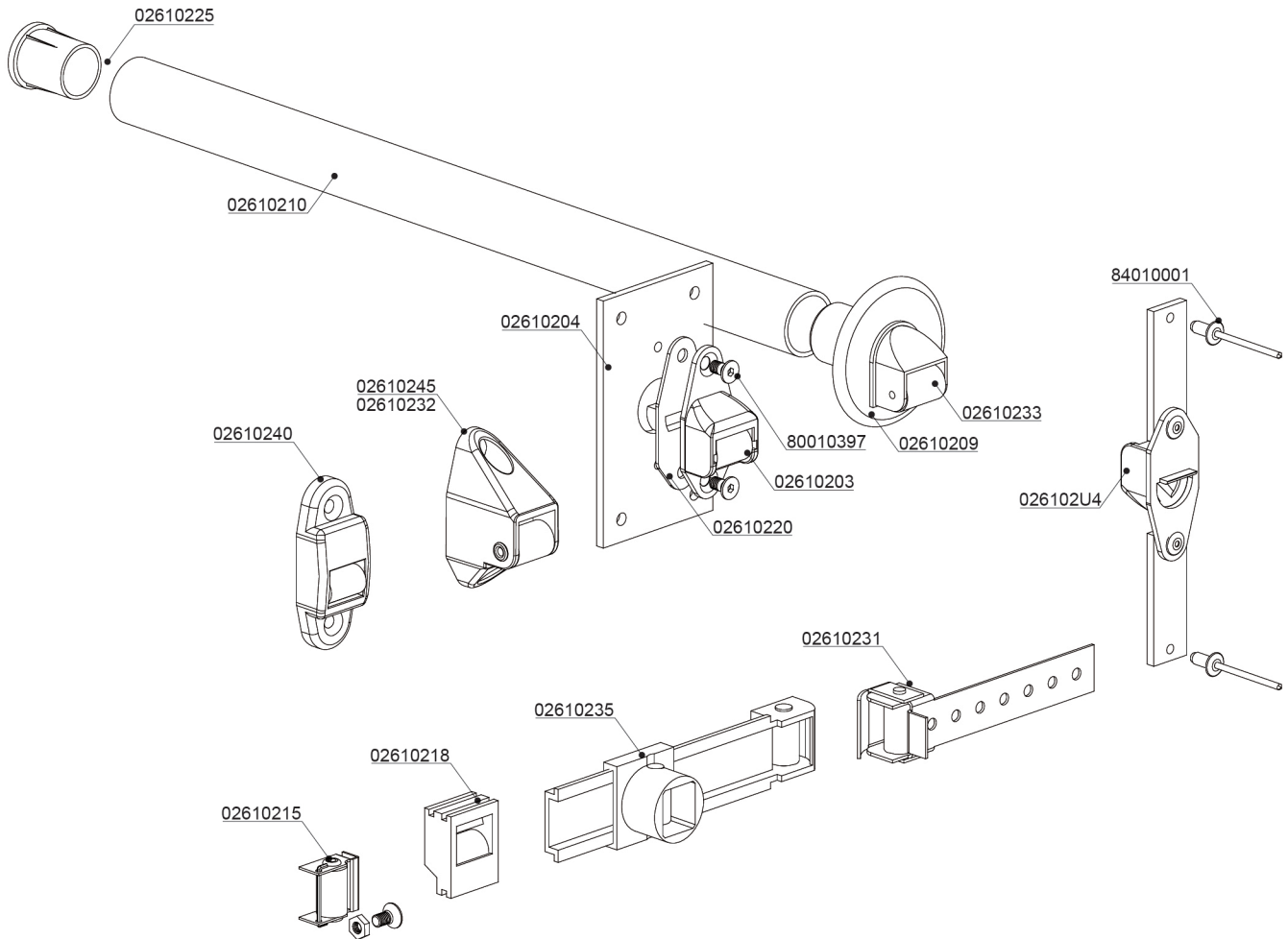
Tape take-up reel for lift tape gear

14mm lift tape, without lift tape

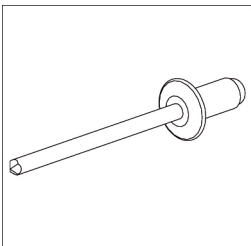


Article No.	Color	Sales representative
02610202_8019	Brown	50 STK
02610202_9016	white	50 STK

# 19. Drive system - lift tape guidances

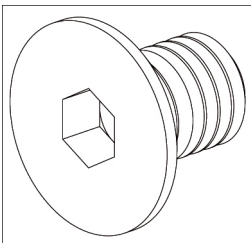


Blind rivet  
DIN7337A 04x8



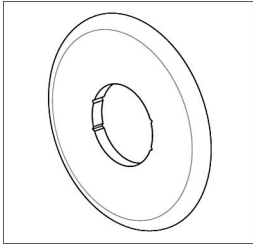
Article No.	Color	Sales representative
84010001	Aluminium/galvanized	1000 STK

Countersunk screw  
DIN7991 04x6 Hexagon socket



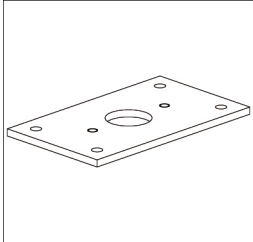
Article No.	Color	Sales representative
80010397	blank A2	1000 STK

Covering cap  
for round tube ø19mm



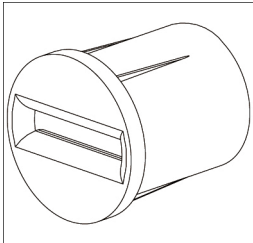
Article No.	Color	Sales representative
02610209	white	100 STK

Fastening board  
50x85x3mm, for tape guidance, 14mm lift tape



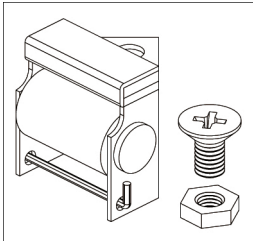
Article No.	Color	Sales representative
02610204_9016	normal white	1 STK

Guidance for lift tape  
14mm lift tape, for plastic tube ø19mm



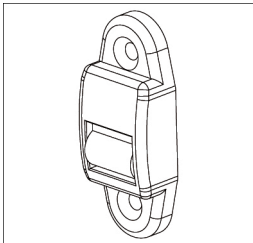
Article No.	Color	Sales representative
02610225	white	100 STK

Guidance for lift tape  
14mm lift tape, for tape deflection side cover



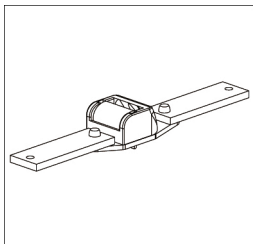
Article No.	Color	Sales representative
02610215	blank	100 STK

Guidance for lift tape  
14mm lift tape, guide roll with brush



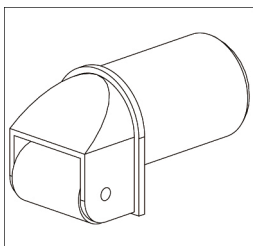
Article No.	Color	Sales representative
02610240_8019	Brown	100 STK
02610240_9016	white	100 STK

Guidance for lift tape  
14mm lift tape, in guide rail



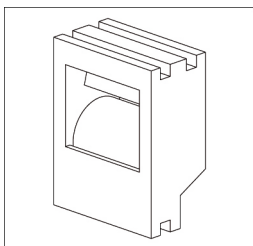
Article No.	Color	Sales representative
026102U4	white	5 STK

Guidance for lift tape  
14mm lift tape, pluggable



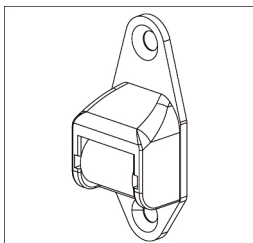
Article No.	Color	Sales representative
02610233	white	100 STK

Guidance for lift tape  
14mm lift tape, pluggable into the side cover



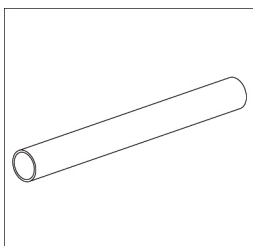
Article No.	Color	Sales representative
02610218_9016	white	100 STK

Guidance for lift tape  
14mm lift tape, with guide roll König



Article No.	Color	Sales representative
02610203_9005	Black	100 STK
02610203_9016	white	100 STK

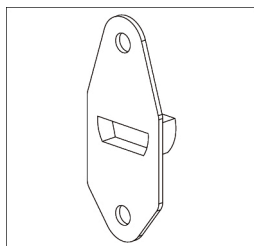
Round tube  
ø19mm, plastic



Article No.	Color	Sales representative
02610210	white	1 x 1 LM

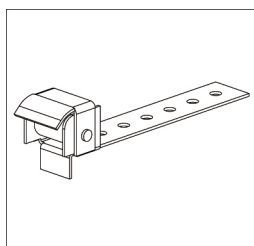
**Seal**

for lift tape guidances with lift tape roll



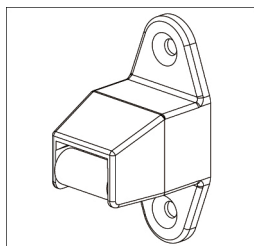
Article No.	Color	Sales representative
02610220_9005	Black	100 STK
02610220_9016	white	100 STK

**Tape deflection**  
14 mm lift tape



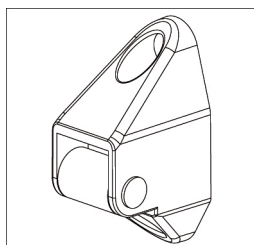
Article No.	Color	Sales representative
02610231	blank	50 STK

**Tape deflection**  
14mm lift tape, Pendomatik



Article No.	Color	Sales representative
02610232_9016	white	200 STK

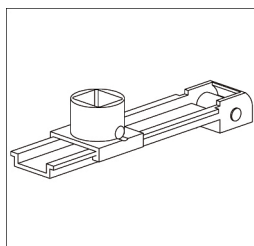
**Tape redirection with turntable**  
14 mm lift tape



Article No.	Color	Sales representative
02610245_9005	Black	50 STK
02610245_9016	white	100 STK

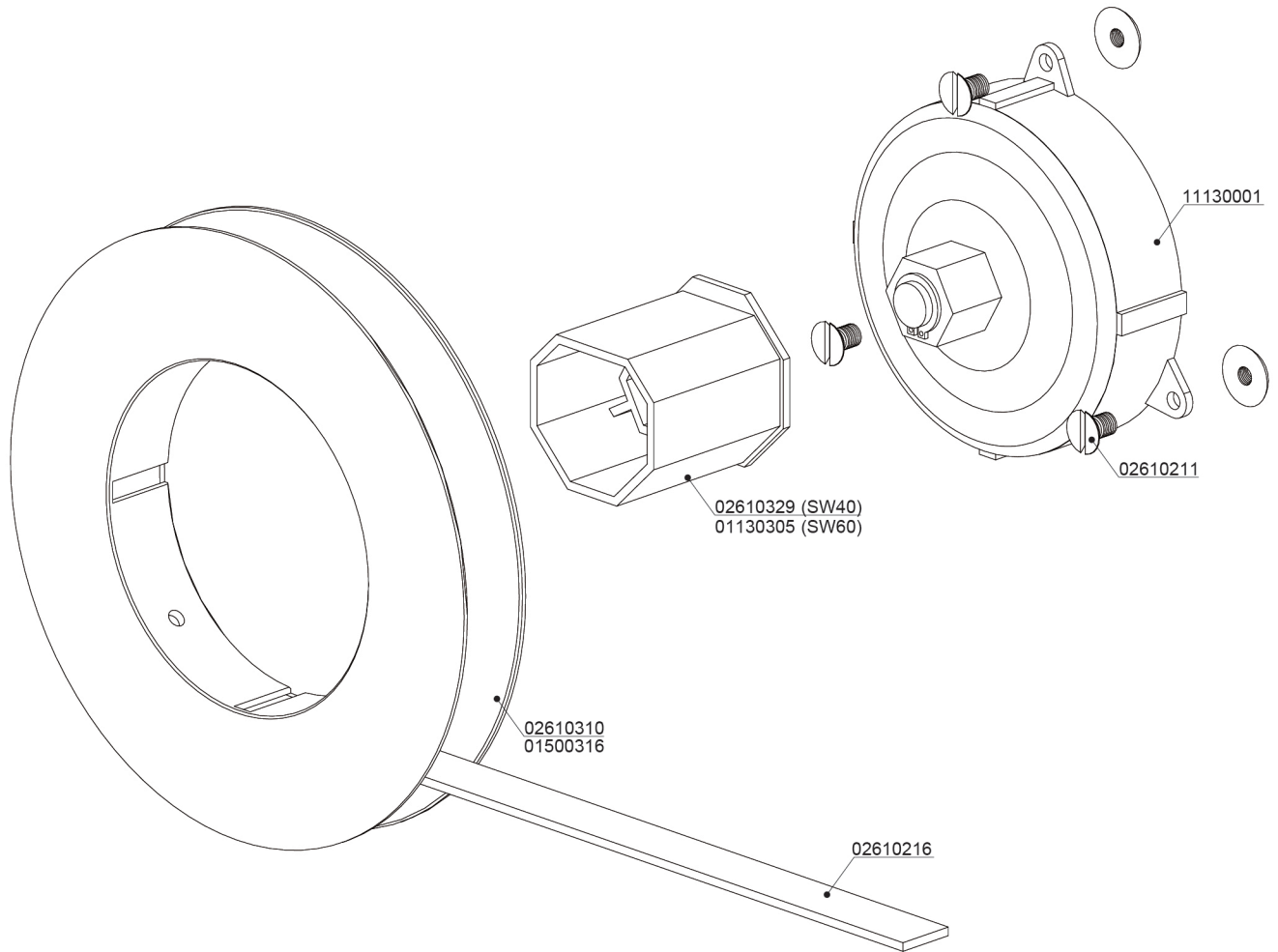
**Umlenkmatik**

14mm lift tape, range of adjustment: 10-84mm



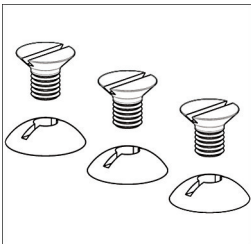
Article No.	Color	Sales representative
02610235	Black	50 STK

## 20. Drive system - lift tape gear



### Accessories

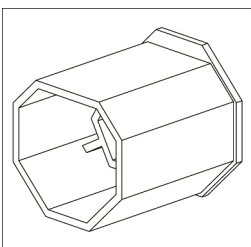
#### Fastening of the lift tape gear



Article No.	Color	Sales representative
02610211		50 STK

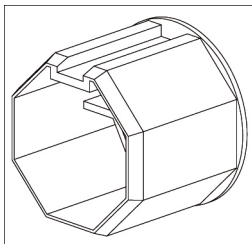
#### Cap for tubes

#### SW40, lift tape gear



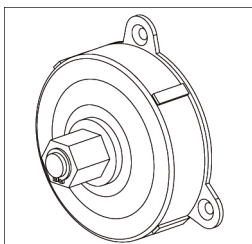
Article No.	Color	Sales representative
02610329	white	50 STK

Cap for tubes  
SW60, lift tape gear



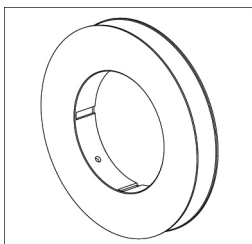
Article No.	Color	Sales representative
01130305	white	25 STK

Lift tape gear  
Gear reduction 2:1



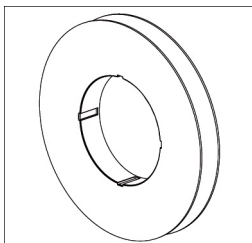
Article No.	Color	Sales representative
11130001	Grey	25 STK

Tape pulley for lift tape gear  
ø140mm, 14mm lift tape



Article No.	Color	Sales representative
02610310	Black	100 STK

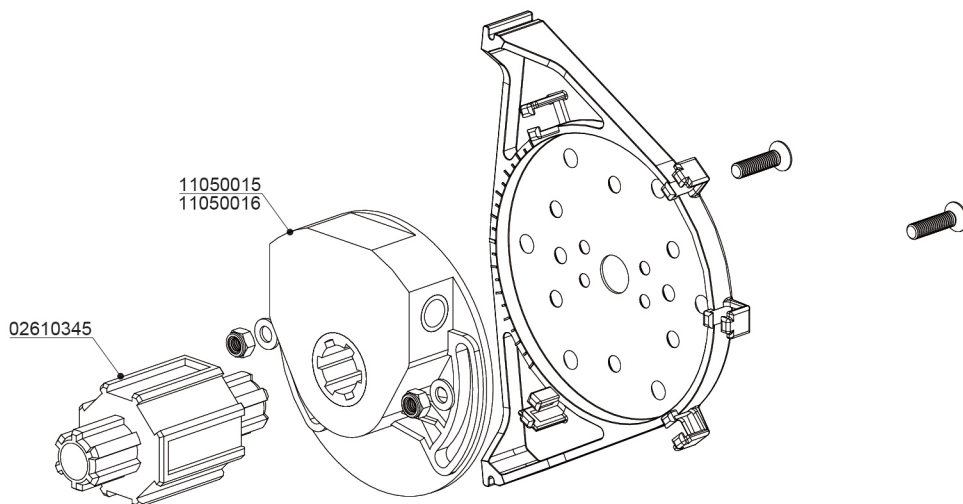
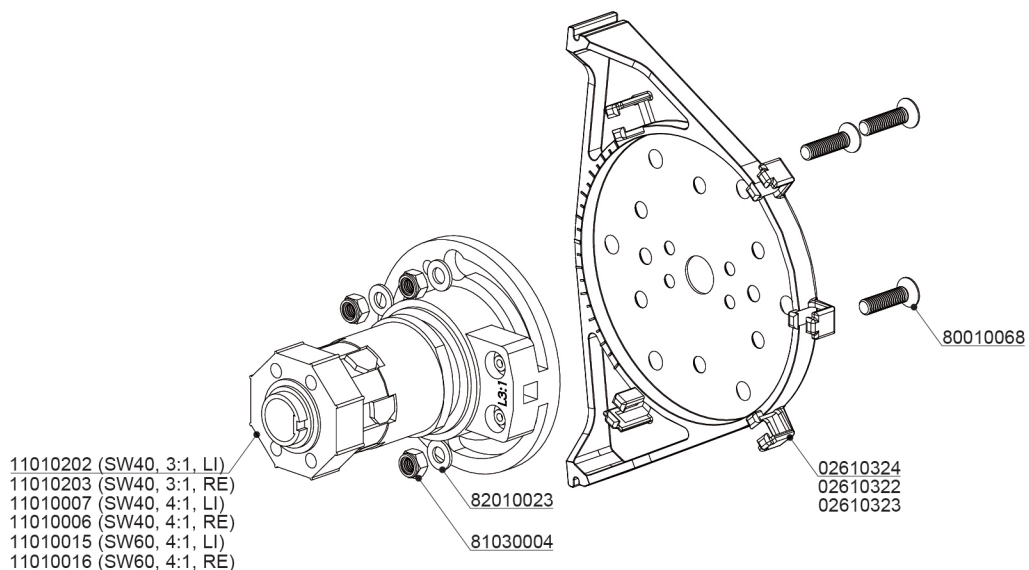
Tape pulley for lift tape gear  
ø160mm, 14mm lift tape



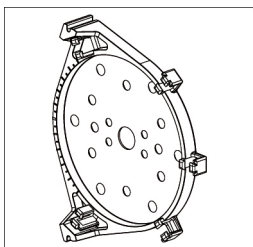
Article No.	Color	Sales representative
01500316	Black	100 STK



## 21. Drive systems - crank handle standard design

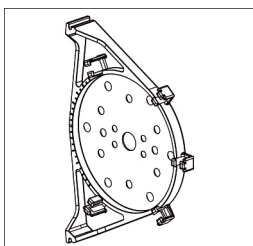


Bearing plate  
Box size 13



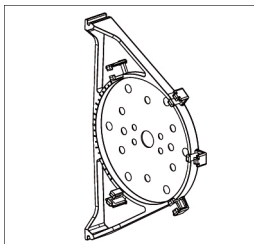
Article No.	Color	Sales representative
02610323	Grey	150 STK

Bearing plate  
Box size 16



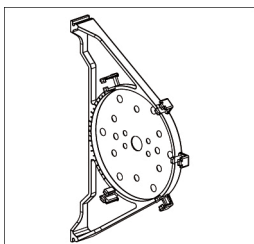
Article No.	Color	Sales representative
02610324	Grey	150 STK

Bearing plate  
Box size 18



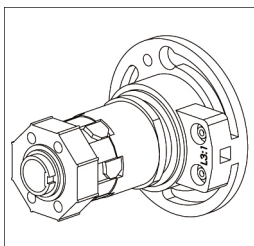
Article No.	Color	Sales representative
02610322	Grey	100 STK

Bearing plate  
Box size 20



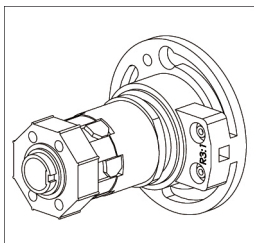
Article No.	Color	Sales representative
02610347	Grey	50 STK

Bevel gear unit  
Gear reduction 3:1, SW40, VK6mm, on the left side



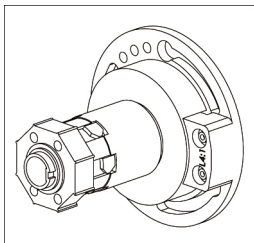
Article No.	Color	Sales representative
11010202	gold/blue	25 STK

Bevel gear unit  
Gear reduction 3:1, SW40, VK6mm, on the right side



Article No.	Color	Sales representative
11010203	gold/blue	25 STK

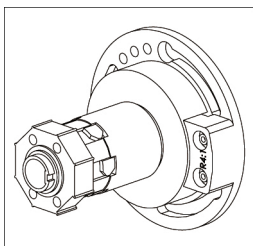
Bevel gear unit  
Gear reduction 4:1, SW40, VK6mm, on the left side



Article No.	Color	Sales representative
11010007	gold/blue	10 STK

Bevel gear unit

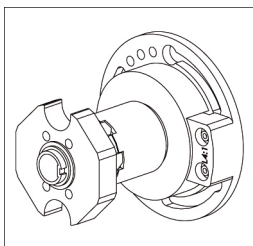
Gear reduction 4:1, SW40, VK6mm, on the right side



Article No.	Color	Sales representative
11010006	gold/blue	15 STK

Bevel gear unit

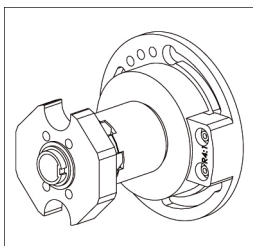
Gear reduction 4:1, SW60, on the left side



Article No.	Color	Sales representative
11010015	gold/blue	10 STK

Bevel gear unit

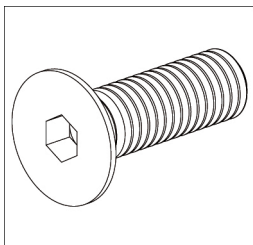
Gear reduction 4:1, SW60, on the right side



Article No.	Color	Sales representative
11010016	gold/blue	10 STK

Countersunk screw

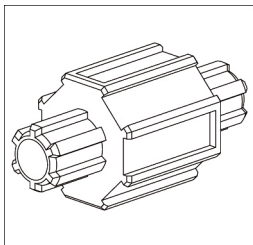
DIN7991 05x16 Hexagon socket



Article No.	Color	Sales representative
80010068	blank A2	500 STK

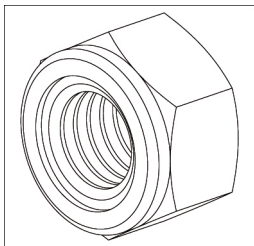
Drive ring

SW40 for worm gear with freewheel



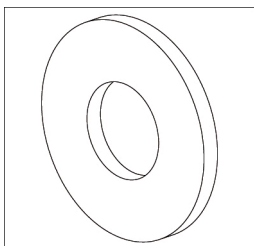
Article No.	Color	Sales representative
02610345	Black	25 STK

Locking nut  
DIN985 05



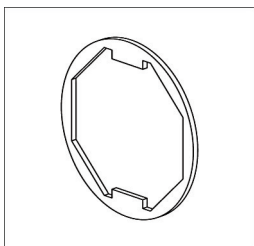
Article No.	Color	Sales representative
81030004	blank A2	5000 STK

Plain washer  
DIN134 05



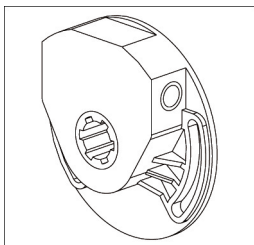
Article No.	Color	Sales representative
82010023	blank A2	5000 STK

Stop plate  
for worm gear



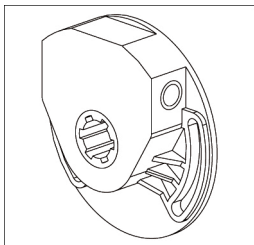
Article No.	Color	Sales representative
08000207	blank A2	1 STK

Worm gear with left-handed worm  
Gear reduction 5.33:1, SW40, VK6mm, plastic



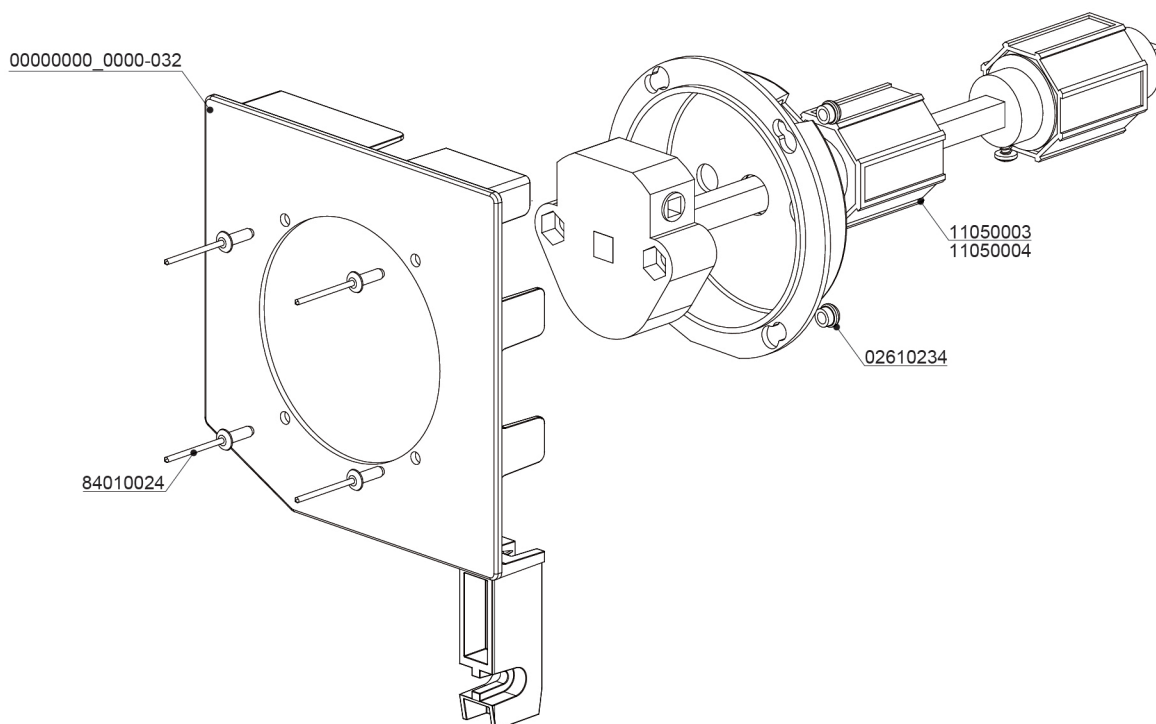
Article No.	Color	Sales representative
11050015	Grey	10 STK

Worm gear with right-handed worm  
Gear reduction 8:1, SW40, VK6mm, plastic

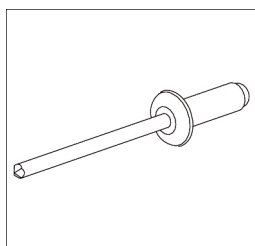


Article No.	Color	Sales representative
11050012	Black	20 STK

## 22. Drive system - crank handle on the outside

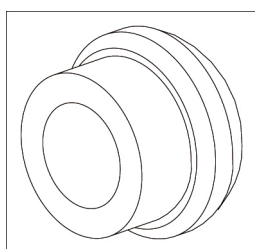


Blind rivet  
DIN7337A 04x12



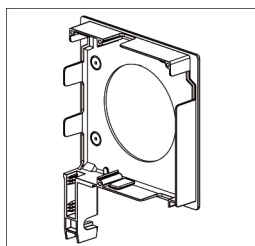
Article No.	Color	Sales representative
84010024	Aluminium/galvanized	500 STK

Locking sleeve  
Brass



Article No.	Color	Sales representative
02610234		1000 STK

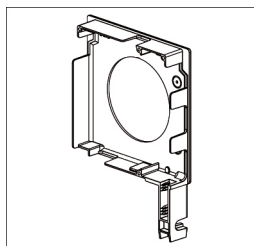
Side cover  
Q13 on the left side, with cut-out ø85



Article No.	Color	Sales representative
02620481_8077-032	dark brown	10 STK
02620481_9006-032	white-aluminium	10 STK
02620481_9016-032	normal white	10 STK
02620481_SOFA-032	Special color powder-coated	1 STK

Side cover

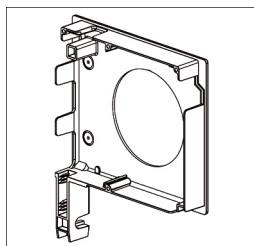
Q13 on the right side, with cut-out ø85



Article No.	Color	Sales representative
02620482_8077-032	dark brown	10 STK
02620482_9006-032	white-aluminium	10 STK
02620482_9016-032	normal white	10 STK
02620482_SOFA-032	Special color powder-coated	1 STK

Side cover

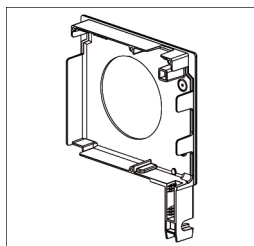
Q13XL on the left side, with cut-out ø85



Article No.	Color	Sales representative
02620483_8077-032	dark brown	10 STK
02620483_9006-032	white-aluminium	10 STK
02620483_9016-032	normal white	10 STK
02620483_SOFA-032	Special color powder-coated	1 STK

Side cover

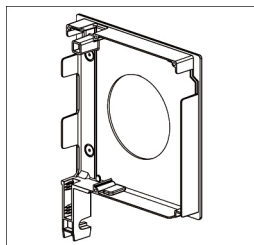
Q13XL on the right side, with cut-out ø85



Article No.	Color	Sales representative
02620484_8077-032	dark brown	10 STK
02620484_9006-032	white-aluminium	10 STK
02620484_9016-032	normal white	10 STK
02620484_SOFA-032	Special color powder-coated	1 STK

Side cover

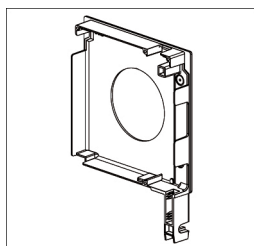
Q16 on the left side, with cut-out ø85



Article No.	Color	Sales representative
02620485_8077-032	dark brown	10 STK
02620485_9006-032	white-aluminium	10 STK
02620485_9016-032	normal white	10 STK
02620485_SOFA-032	Special color powder-coated	1 STK

Side cover

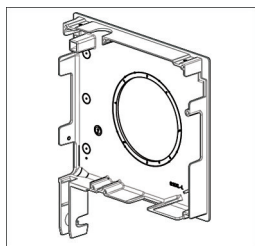
Q16 on the right side, with cut-out ø85



Article No.	Color	Sales representative
02620486_8077-032	dark brown	10 STK
02620486_9006-032	white-aluminium	10 STK
02620486_9016-032	normal white	10 STK
02620486_SOFA-032	Special color powder-coated	1 STK

Side cover

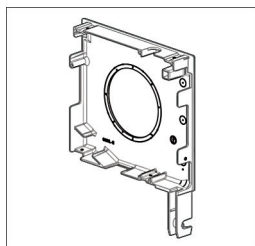
Q16XL on the left side, with cut-out ø85



Article No.	Color	Sales representative
02640445_8077-032	dark brown	10 STK
02640445_9006-032	white-aluminium	10 STK
02640445_9016-032	normal white	10 STK
02640445_SOFA-032	Special color powder-coated	1 STK

Side cover

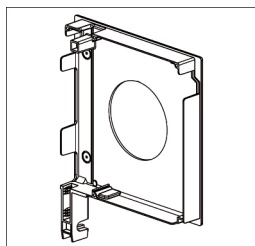
Q16XL on the right side, with cut-out ø85



Article No.	Color	Sales representative
02640446_8077-032	dark brown	10 STK
02640446_9006-032	white-aluminium	10 STK
02640446_9016-032	normal white	10 STK
02640446_SOFA-032	Special color powder-coated	1 STK

Side cover

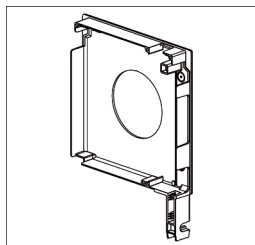
Q18 on the left side, with cut-out ø85



Article No.	Color	Sales representative
02620487_8077-032	dark brown	10 STK
02620487_9006-032	white-aluminium	10 STK
02620487_9016-032	normal white	10 STK
02620487_SOFA-032	Special color powder-coated	1 STK

Side cover

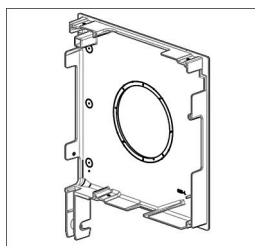
Q18 on the right side, with cut-out ø85



Article No.	Color	Sales representative
02620488_8077-032	dark brown	10 STK
02620488_9006-032	white-aluminium	10 STK
02620488_9016-032	normal white	10 STK
02620488_SOFA-032	Special color powder-coated	1 STK

Side cover

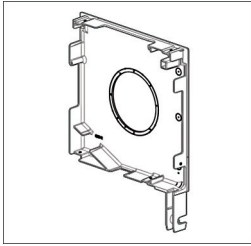
Q20 on the left side, with cut-out ø85



Article No.	Color	Sales representative
02640447_8077-032	dark brown	10 STK
02640447_9006-032	white-aluminium	10 STK
02640447_9016-032	normal white	10 STK
02640447_SOFA-032	Special color powder-coated	1 STK

Side cover

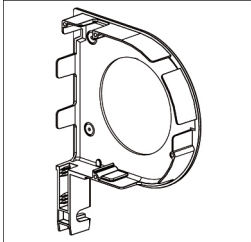
Q20 on the right side, with cut-out ø85



Article No.	Color	Sales representative
02640448_8077-032	dark brown	10 STK
02640448_9006-032	white-aluminium	10 STK
02640448_9016-032	normal white	10 STK
02640448_SOFA-032	Special color powder-coated	1 STK

Side cover

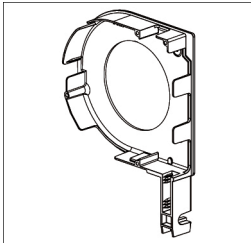
R13 on the left side, with cut-out ø85



Article No.	Color	Sales representative
02620457_8077-032	dark brown	10 STK
02620457_9006-032	white-aluminium	10 STK
02620457_9016-032	normal white	10 STK
02620457_SOFA-032	Special color powder-coated	1 STK

Side cover

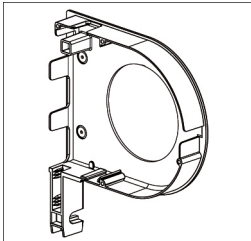
R13 on the right side, with cut-out ø85



Article No.	Color	Sales representative
02620458_8077-032	dark brown	10 STK
02620458_9006-032	white-aluminium	10 STK
02620458_9016-032	normal white	10 STK
02620458_SOFA-032	Special color powder-coated	1 STK

Side cover

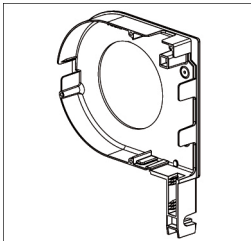
R13XL on the left side, with cut-out ø85



Article No.	Color	Sales representative
02620459_8077-032	dark brown	10 STK
02620459_9006-032	white-aluminium	10 STK
02620459_9016-032	normal white	10 STK
02620459_SOFA-032	Special color powder-coated	1 STK

Side cover

R13XL on the right side, with cut-out ø85

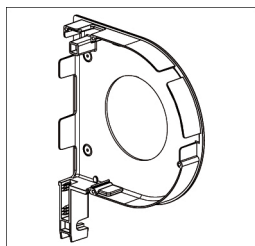


Article No.	Color	Sales representative
02620460_8077-032	dark brown	10 STK
02620460_9006-032	white-aluminium	10 STK
02620460_9016-032	normal white	10 STK
02620460_SOFA-032	Special color powder-coated	1 STK



Side cover

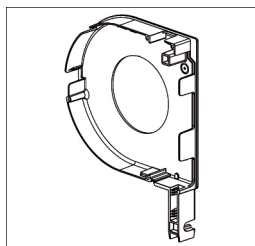
R16 on the left side, with cut-out ø85



Article No.	Color	Sales representative
02620461_8077-032	dark brown	10 STK
02620461_9006-032	white-aluminium	10 STK
02620461_9016-032	normal white	10 STK
02620461_SOFA-032	Special color powder-coated	1 STK

Side cover

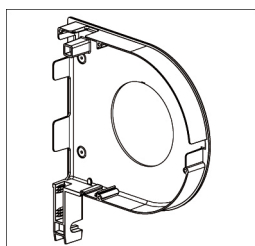
R16 on the right side, with cut-out ø85



Article No.	Color	Sales representative
02620462_8077-032	dark brown	10 STK
02620462_9006-032	white-aluminium	10 STK
02620462_9016-032	normal white	10 STK
02620462_SOFA-032	Special color powder-coated	1 STK

Side cover

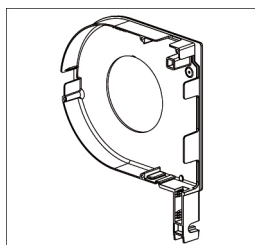
R16XL on the left side, with cut-out ø85



Article No.	Color	Sales representative
02620463_8077-032	dark brown	10 STK
02620463_9006-032	white-aluminium	10 STK
02620463_9016-032	normal white	10 STK
02620463_SOFA-032	Special color powder-coated	1 STK

Side cover

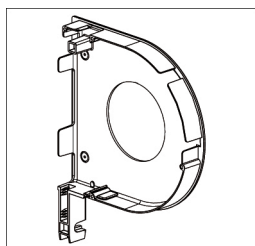
R16XL on the right side, with cut-out ø85



Article No.	Color	Sales representative
02620464_8077-032	dark brown	10 STK
02620464_9006-032	white-aluminium	10 STK
02620464_9016-032	normal white	10 STK
02620464_SOFA-032	Special color powder-coated	1 STK

Side cover

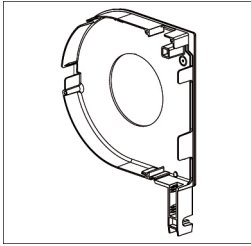
R18 on the left side, with cut-out ø85



Article No.	Color	Sales representative
02620465_8077-032	dark brown	10 STK
02620465_9006-032	white-aluminium	10 STK
02620465_9016-032	normal white	10 STK
02620465_SOFA-032	Special color powder-coated	1 STK

Side cover

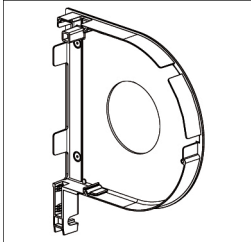
R18 on the right side, with cut-out ø85



Article No.	Color	Sales representative
02620466_8077-032	dark brown	10 STK
02620466_9006-032	white-aluminium	10 STK
02620466_9016-032	normal white	10 STK
02620466_SOFA-032	Special color powder-coated	1 STK

Side cover

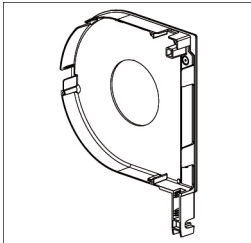
R20 on the left side, with cut-out ø85



Article No.	Color	Sales representative
02620467_8077-032	dark brown	10 STK
02620467_9006-032	white-aluminium	10 STK
02620467_9016-032	normal white	10 STK
02620467_SOFA-032	Special color powder-coated	1 STK

Side cover

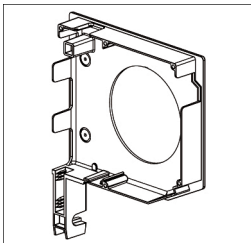
R20 on the right side, with cut-out ø85



Article No.	Color	Sales representative
02620468_8077-032	dark brown	10 STK
02620468_9006-032	white-aluminium	10 STK
02620468_9016-032	normal white	10 STK
02620468_SOFA-032	Special color powder-coated	1 STK

Side cover

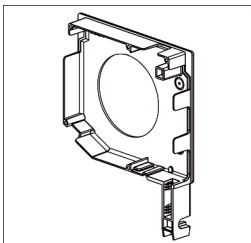
V13XL on the left side, with cut-out ø85



Article No.	Color	Sales representative
02620445_8077-032	dark brown	10 STK
02620445_9006-032	white-aluminium	10 STK
02620445_9016-032	normal white	10 STK
02620445_SOFA-032	Special color powder-coated	1 STK

Side cover

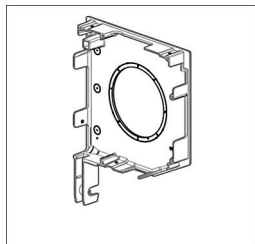
V13XL on the right side, with cut-out ø85



Article No.	Color	Sales representative
02620446_8077-032	dark brown	10 STK
02620446_9006-032	white-aluminium	10 STK
02620446_9016-032	normal white	10 STK
02620446_SOFA-032	Special color powder-coated	1 STK

Side cover

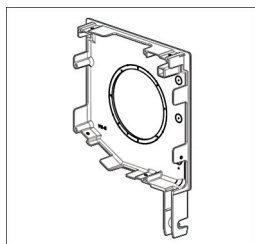
V16 on the left side, with cut-out ø85



Article No.	Color	Sales representative
02640443_8077-032	dark brown	10 STK
02640443_9006-032	white-aluminium	10 STK
02640443_9016-032	normal white	10 STK
02640443_SOFA-032	Special color powder-coated	1 STK

Side cover

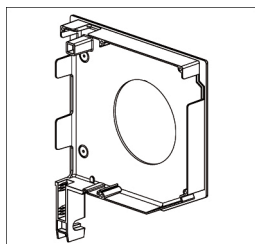
V16 on the right side, with cut-out ø85



Article No.	Color	Sales representative
02640444_8077-032	dark brown	10 STK
02640444_9006-032	white-aluminium	10 STK
02640444_9016-032	normal white	10 STK
02640444_SOFA-032	Special color powder-coated	1 STK

Side cover

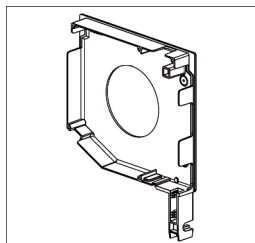
V16XL on the left side, with cut-out ø85



Article No.	Color	Sales representative
02620449_8077-032	dark brown	10 STK
02620449_9006-032	white-aluminium	10 STK
02620449_9016-032	normal white	10 STK
02620449_SOFA-032	Special color powder-coated	1 STK

Side cover

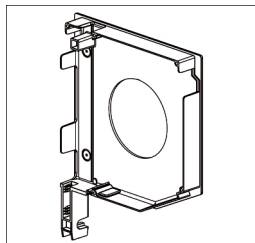
V16XL on the right side, with cut-out ø85



Article No.	Color	Sales representative
02620450_8077-032	dark brown	10 STK
02620450_9006-032	white-aluminium	10 STK
02620450_9016-032	normal white	10 STK
02620450_SOFA-032	Special color powder-coated	1 STK

Side cover

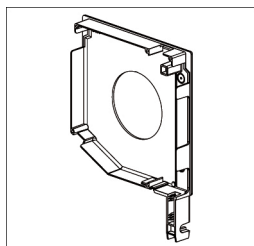
V18 on the left side, with cut-out ø85



Article No.	Color	Sales representative
02620451_8077-032	dark brown	10 STK
02620451_9006-032	white-aluminium	10 STK
02620451_9016-032	normal white	10 STK
02620451_SOFA-032	Special color powder-coated	1 STK

Side cover

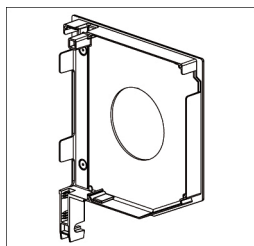
V18 on the right side, with cut-out ø85



Article No.	Color	Sales representative
02620452_8077-032	dark brown	10 STK
02620452_9006-032	white-aluminium	10 STK
02620452_9016-032	normal white	10 STK
02620452_SOFA-032	Special color powder-coated	1 STK

Side cover

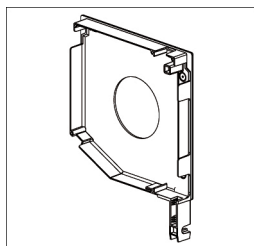
V20 on the left side, with cut-out ø85



Article No.	Color	Sales representative
02620453_8077-032	dark brown	10 STK
02620453_9006-032	white-aluminium	10 STK
02620453_9016-032	normal white	10 STK
02620453_SOFA-032	Special color powder-coated	1 STK

Side cover

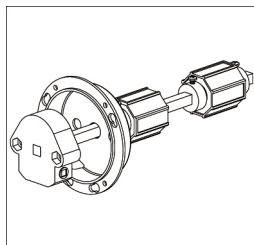
V20 on the right side, with cut-out ø85



Article No.	Color	Sales representative
02620454_8077-032	dark brown	10 STK
02620454_9006-032	white-aluminium	10 STK
02620454_9016-032	normal white	10 STK
02620454_SOFA-032	Special color powder-coated	1 STK

Worm gear on the outside

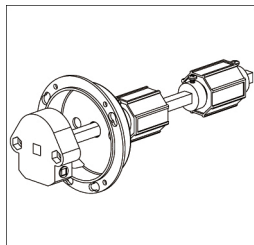
Gear reduction 4:1, SW40, VK6mm, on the left side



Article No.	Color	Sales representative
11050003		25 STK

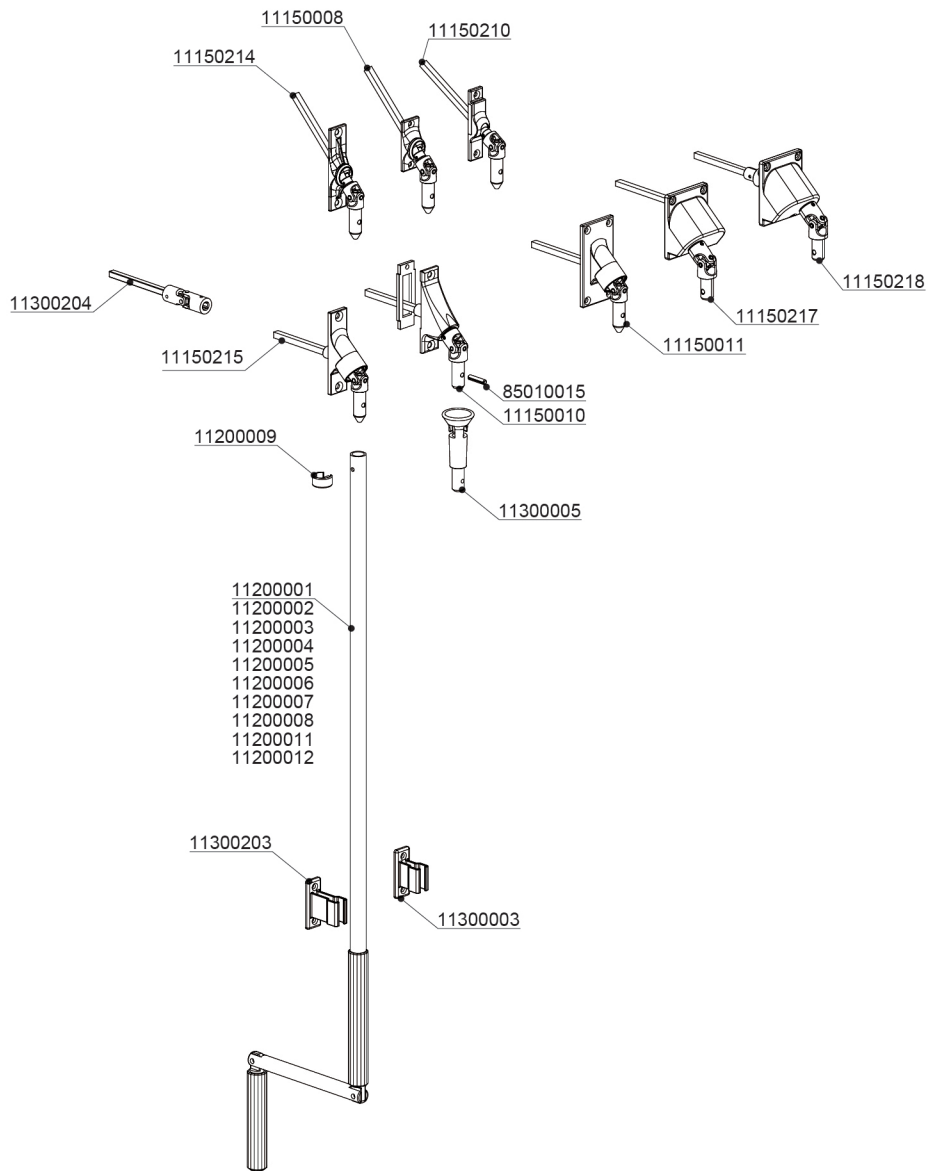
Worm gear on the outside

Gear reduction 4:1, SW40, VK6mm, on the right side

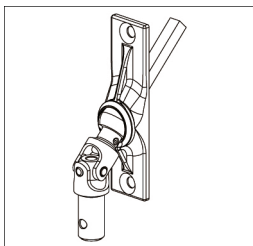


Article No.	Color	Sales representative
11050004		25 STK

## 23. Drive system - crank handle accessories

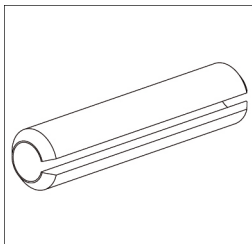


Articulation bearing  
45°, VK6x500mm, base plate 22x85mm



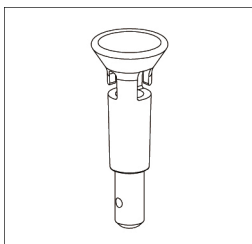
Article No.	Color	Sales representative
11150214	shiny nickel-plated	25 STK

Clamping pin  
DIN1481 04x20



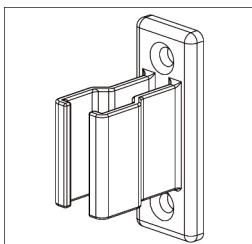
Article No.	Color	Sales representative
85010015	Galvanized	1000 STK

Crank handle funnel  
for removable crank rod



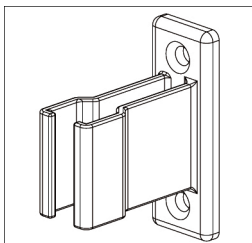
Article No.	Color	Sales representative
11300005	nickel-plated	100 STK

Crank holder  
50x19x25mm



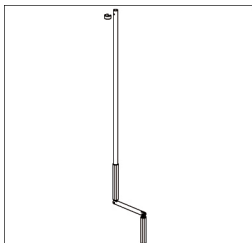
Article No.	Color	Sales representative
11300003_9006	Grey	250 STK
11300003_9016	white	250 STK

Crank holder  
50x19x35mm



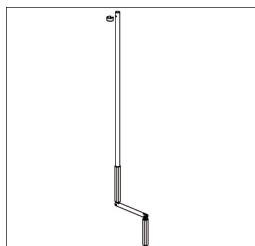
Article No.	Color	Sales representative
11300203_9006	Grey	100 STK
11300203_9016	white	250 STK

Crank rod with folding handle  
1000mm, with fastening clip



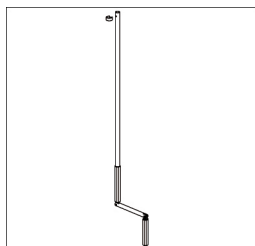
Article No.	Color	Sales representative
11200001_9016	normal white	10 STK
11200001_C0	naturally anodised E6-EV1	10 STK

Crank rod with folding handle  
1100mm, with fastening clip



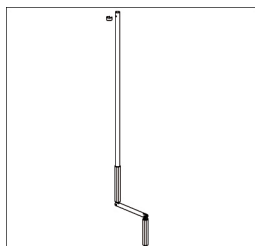
Article No.	Color	Sales representative
11200002_9016	normal white	10 STK
11200002_C0	naturally anodised E6-EV1	10 STK

Crank rod with folding handle  
1200mm, with fastening clip



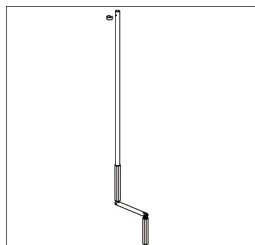
Article No.	Color	Sales representative
11200003_9016	normal white	10 STK
11200003_C0	naturally anodised E6-EV1	10 STK

Crank rod with folding handle  
1300mm, with fastening clip



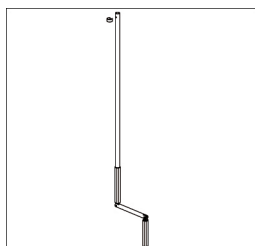
Article No.	Color	Sales representative
11200012_9016	normal white	10 STK
11200012_C0	naturally anodised E6-EV1	10 STK

Crank rod with folding handle  
1400mm, with fastening clip



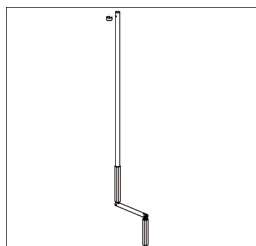
Article No.	Color	Sales representative
11200004_9016	normal white	10 STK
11200004_C0	naturally anodised E6-EV1	10 STK

Crank rod with folding handle  
1500mm, with fastening clip



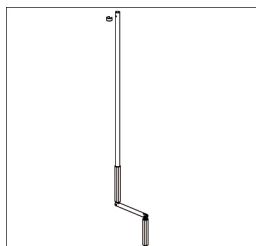
Article No.	Color	Sales representative
11200005_9016	normal white	10 STK
11200005_C0	naturally anodised E6-EV1	10 STK

Crank rod with folding handle  
1600mm, with fastening clip



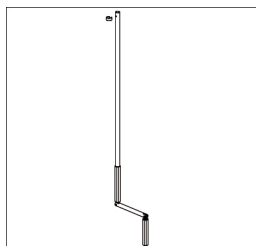
Article No.	Color	Sales representative
11200006_9016	normal white	10 STK
11200006_C0	naturally anodised E6-EV1	10 STK

Crank rod with folding handle  
1800mm, with fastening clip



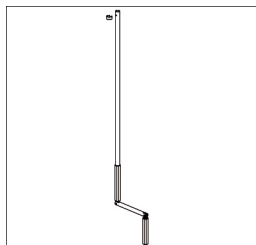
Article No.	Color	Sales representative
11200007_9016	normal white	10 STK
11200007_C0	naturally anodised E6-EV1	10 STK

Crank rod with folding handle  
2800mm, with fastening clip



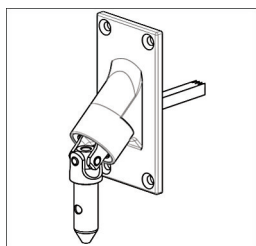
Article No.	Color	Sales representative
11200008_9016	normal white	10 STK
11200008_C0	naturally anodised E6-EV1	10 STK

Crank rod with folding handle  
800mm, with fastening clip



Article No.	Color	Sales representative
11200011_9016	normal white	10 STK
11200011_C0	naturally anodised E6-EV1	10 STK

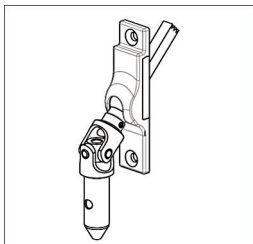
Joint bearing  
45/90°, VK6x500mm, base plate 42x85mm, zinc



Article No.	Color	Sales representative
11150011_9016	normal white	25 STK

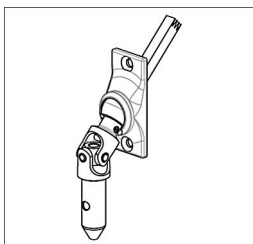


Joint bearing  
45°, VK6x500mm, base plate 17x73mm



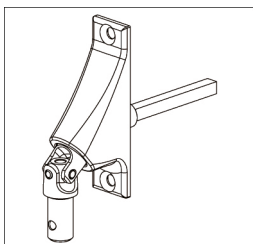
Article No.	Color	Sales representative
11150210	chrome-plated	25 STK

Joint bearing  
45°, VK6x500mm, base plate 22x52mm



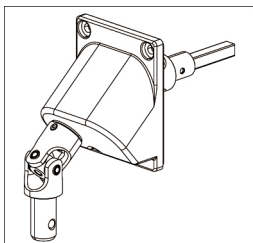
Article No.	Color	Sales representative
11150008	shiny nickel-plated	25 STK

Joint bearing  
90°, VK6x500mm, base plate 22x85mm



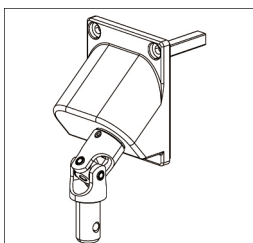
Article No.	Color	Sales representative
11150215	shiny nickel-plated	25 STK

Joint bearing with sealing and offset on the left side  
90°, VK6x343mm, base plate 53x65mm, plastic



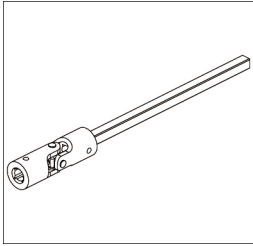
Article No.	Color	Sales representative
11150217_9016	white	25 STK

Joint bearing with sealing and offset on the right side  
90°, VK6x500mm, base plate 53x65mm, plastic



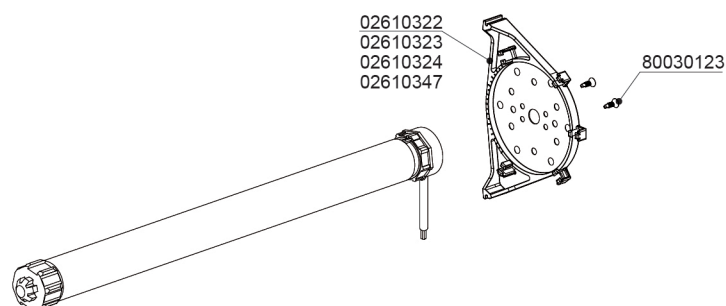
Article No.	Color	Sales representative
11150218_9016	white	25 STK

Universal joint  
Inside VK 6mm, length 120mm



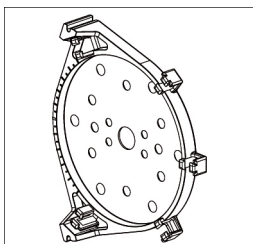
Article No.	Color	Sales representative
11300204		25 STK

## 24. Drive system - motor SW40



Bearing plate

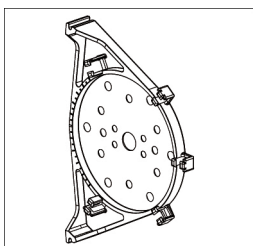
Box size 13



Article No.	Color	Sales representative
02610323	Grey	150 STK

Bearing plate

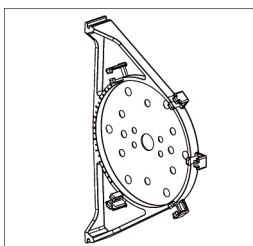
Box size 16



Article No.	Color	Sales representative
02610324	Grey	150 STK

Bearing plate

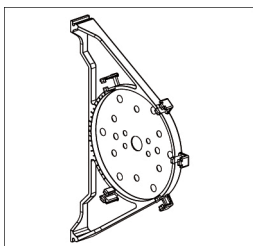
Box size 18



Article No.	Color	Sales representative
02610322	Grey	100 STK

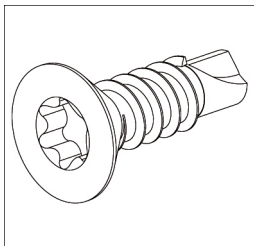
Bearing plate

Box size 20



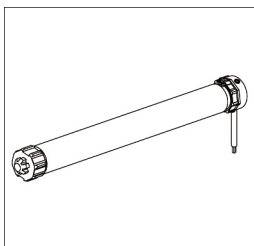
Article No.	Color	Sales representative
02610347	Grey	50 STK

Countersunk drilling screw  
DIN7504P 3.9x13 AW20



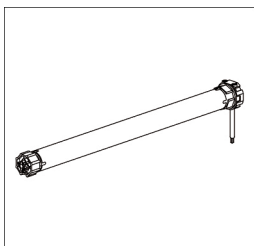
Article No.	Color	Sales representative
80030123_VZ	Galvanized	1000 STK

Electric motor LS AriesS, 04Nm, 16 rpm, cable length: 3m  
without connector, with adapter and tappet SW40




Article No.	Color	Sales representative
05100115	Cable black	1 STK

Electric motor MM Ares, 10Nm, 14rpm, cable length: 3m  
without connector, with adapter and tappet SW40



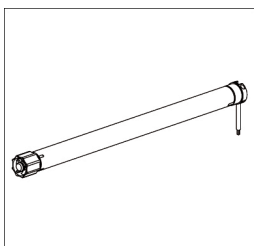
Article No.	Color	Sales representative
05100330	Cable white	1 STK

Electric motor MM Ursus, 13Nm, 14rpm, cable length: 3m  
without connector, with adapter and tappet SW40



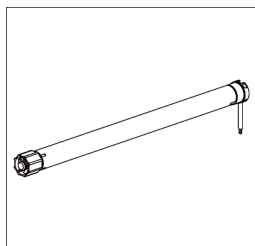
Article No.	Color	Sales representative
05100331	Cable white	1 STK

Electric motor SO RolTopD+, 05Nm, 17 rpm, cable length: 3m  
without connector, with adapter and tappet SW40



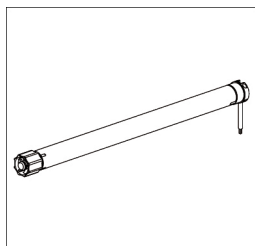
Article No.	Color	Sales representative
05100166	Cable black	1 STK

Electric motor SO RolTopD+, 08Nm, 17 rpm, cable length: 3m  
without connector, with adapter and tappet SW40



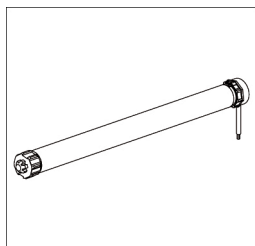
Article No.	Color	Sales representative
05100167	Cable black	1 STK

Electric motor SO RolTopD+, 12Nm, 17 rpm, cable length: 3m  
without connector, with adapter and tappet SW40



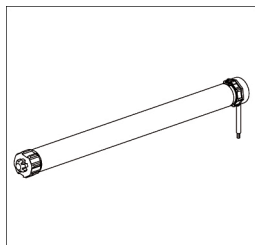
Article No.	Color	Sales representative
05100168	Cable black	1 STK

Electric motor WT Ilmo40, 04Nm, 16 rpm, cable length: 2.5m  
without connector, with adapter and tappet SW40



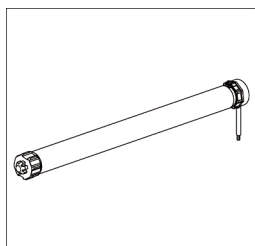
Article No.	Color	Sales representative
05100145	Cable black	1 STK

Electric motor WT Ilmo40, 09Nm, 16 rpm, cable length: 2.5m  
without connector, with adapter and tappet SW40



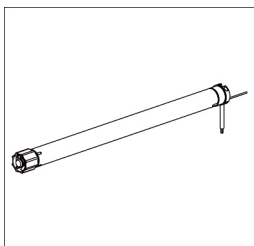
Article No.	Color	Sales representative
05100116	Cable black	1 STK

Electric motor WT Ilmo40, 13Nm, 10 rpm, cable length: 2.5m  
without connector, with adapter and tappet SW40



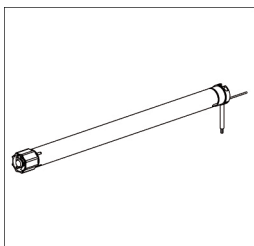
Article No.	Color	Sales representative
05100117	Cable black	1 STK

Radio motor 868 RolTopD+, 05Nm, 17 rpm., cable length: 3m  
without connector, with adapter and tappet SW40



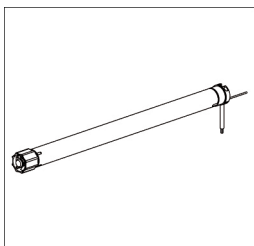
Article No.	Color	Sales representative
05100193	Cable black	1 STK

Radio motor 868 RolTopD+, 08Nm, 17 rpm., cable length: 3m  
without connector, with adapter and tappet SW40



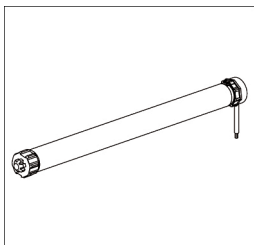
Article No.	Color	Sales representative
05100194	Cable black	1 STK

Radio motor 868 RolTopD+, 12Nm, 17 rpm., cable length: 3m  
without connector, with adapter and tappet SW40



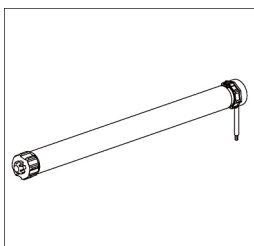
Article No.	Color	Sales representative
05100195	Cable black	1 STK

Radio motor io Oximo40, 09Nm, 16 rpm, cable length: 3m  
without connector, with adapter and tappet SW40



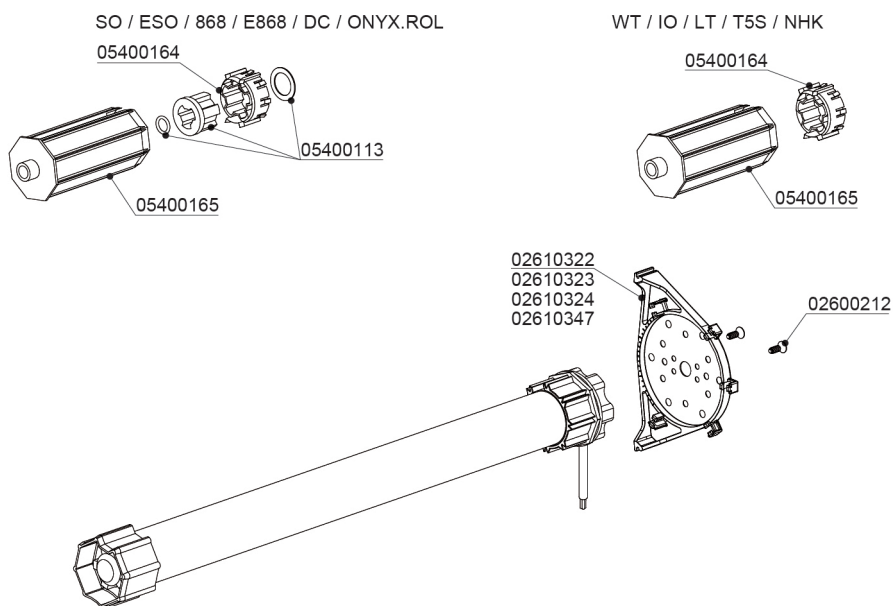
Article No.	Color	Sales representative
05100313	Cable black	5 STK

Radio motor io Oximo40, 13Nm, 10 rpm, cable length: 3m  
without connector, with adapter and tappet SW40

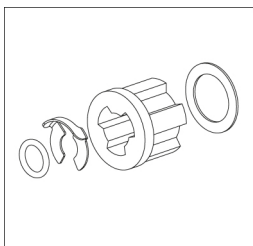


Article No.	Color	Sales representative
05100314	Cable black	5 STK

## 25. Drive system - Motor SW60

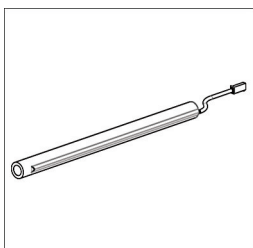


Adapter set  
Short motors RolTop



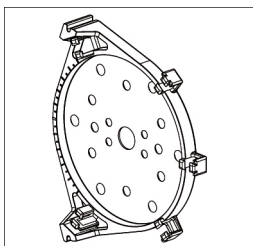
Article No.	Color	Sales representative
05400113	Black	1 STK

Battery  
9.6V for RS100 Solar io



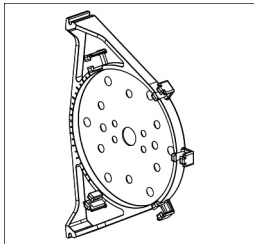
Article No.	Color	Sales representative
05250052	white	1 STK

Bearing plate  
Box size 13



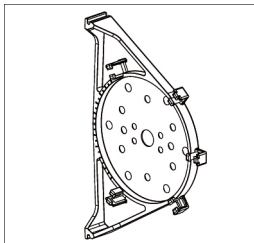
Article No.	Color	Sales representative
02610323	Grey	150 STK

Bearing plate  
Box size 16



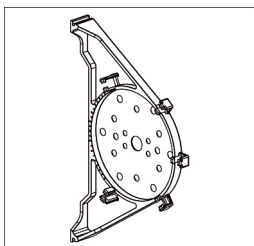
Article No.	Color	Sales representative
02610324	Grey	150 STK

Bearing plate  
Box size 18



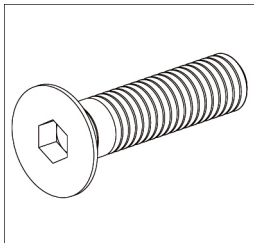
Article No.	Color	Sales representative
02610322	Grey	100 STK

Bearing plate  
Box size 20



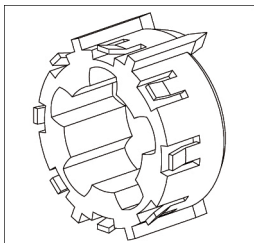
Article No.	Color	Sales representative
02610347	Grey	50 STK

Countersunk screw  
DIN7991 06x25 Hexagon socket



Article No.	Color	Sales representative
80010080	blank A2	500 STK

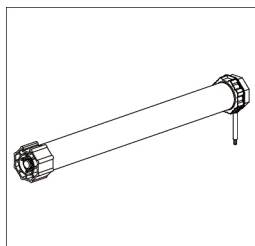
Drive ring  
for transfer roller capsule



Article No.	Color	Sales representative
05400164	Black	10 STK

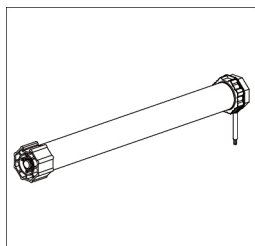


Electric motor DC VarioEco M, 10Nm, 16rpm, cable length: 3m  
without connector, with adapter and tappet SW60



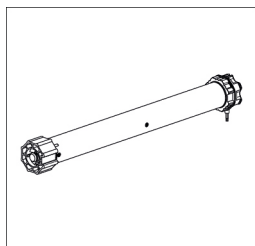
Article No.	Color	Sales representative
05100414	Cable black	1 STK

Electric motor DC VarioEco M, 12Nm, 16rpm, cable length: 3m  
without connector, with adapter and tappet SW60



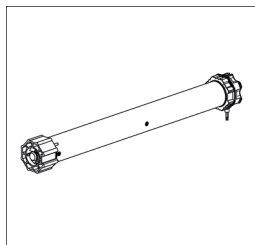
Article No.	Color	Sales representative
05100415	Cable black	1 STK

Electric motor ESO RolTop SH, 06Nm, 14 rpm, cable length: 3m  
without connector, with adapter and tappet SW60



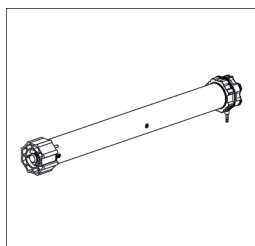
Article No.	Color	Sales representative
05100438	Cable black	1 STK

Electric motor ESO RolTop SH, 10Nm, 14 rpm, cable length: 3m  
without connector, with adapter and tappet SW60



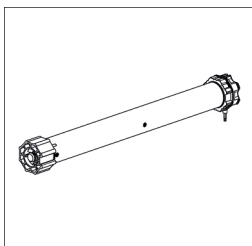
Article No.	Color	Sales representative
05100439	Cable black	1 STK

Electric motor ESO RolTop SH, 20Nm, 14 rpm, cable length: 3m  
without connector, with adapter and tappet SW60



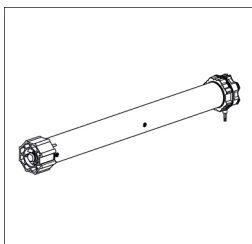
Article No.	Color	Sales representative
05100440	Cable black	1 STK

Electric motor ESO RolTop SH, 30Nm, 14 rpm, cable length: 3m  
without connector, with adapter and tappet SW60



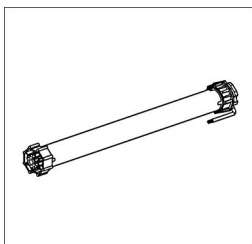
Article No.	Color	Sales representative
05100441	Cable black	1 STK

Electric motor ESO RolTopK SH, 06Nm, 14 rpm, cable length: 3m  
without connector, with adapter and tappet SW60



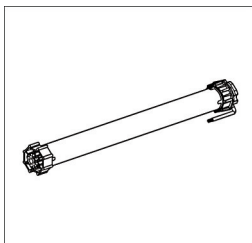
Article No.	Color	Sales representative
05100437	Cable black	1 STK

Electric motor MM Heros, 35Nm, 13rpm, cable length: 3m  
without connector, with adapter and tappet SW60



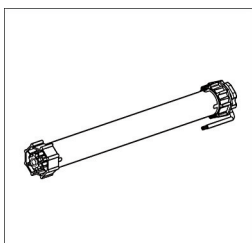
Article No.	Color	Sales representative
05100334	Cable white	1 STK

Electric motor MM Pegasus, 25Nm, 17rpm, cable length: 3m  
without connector, with adapter and tappet SW60



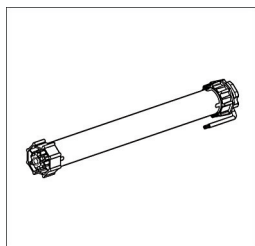
Article No.	Color	Sales representative
05100333	Cable white	1 STK

Electric motor MM Vector, 10Nm, 17rpm, cable length: 2.2m  
without connector, with adapter and tappet SW60



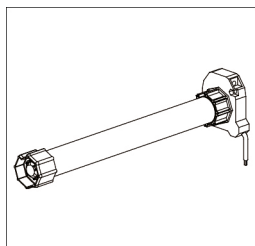
Article No.	Color	Sales representative
05100416	Cable white	1 STK

Electric motor MM Zephir, 15Nm, 17rpm, cable length: 3m  
without connector, with adapter and tappet SW60



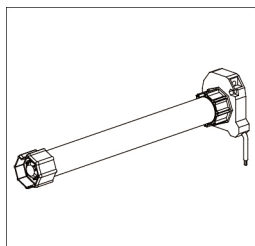
Article No.	Color	Sales representative
05100332	Cable white	1 STK

Electric motor NHK Ilmo, 10Nm, 17rpm, cable length: 3m  
without connector, with adapter and tappet SW60



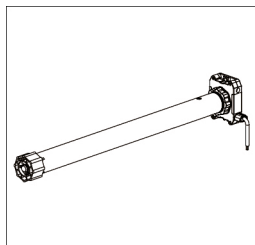
Article No.	Color	Sales representative
05100471	Cable black	5 STK

Electric motor NHK Ilmo, 20Nm, 17rpm, cable length: 3m  
without connector, with adapter and tappet SW60



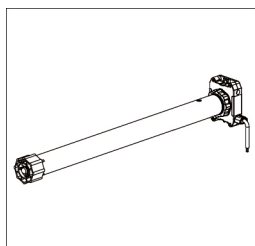
Article No.	Color	Sales representative
05100472	Cable black	1 STK

Electric motor NHK RolTopD+, 10Nm, 14 rpm, cable length: 3m  
without connector, with adapter and tappet SW60



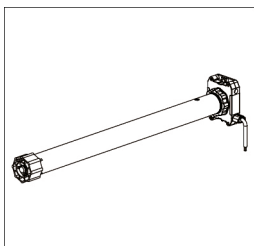
Article No.	Color	Sales representative
05100404	Cable white	1 STK

Electric motor NHK RolTopD+, 20Nm, 14 rpm, cable length: 3m  
without connector, with adapter and tappet SW60



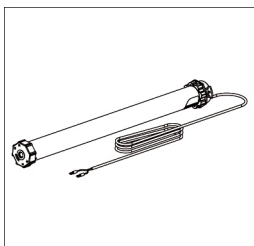
Article No.	Color	Sales representative
05100405	Cable white	1 STK

Electric motor NHK RolTopD+, 30Nm, 14 rpm, cable length: 3m  
without connector, with adapter and tappet SW60



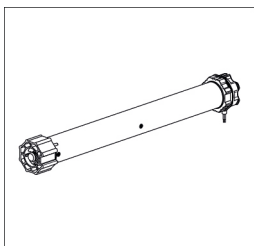
Article No.	Color	Sales representative
05100406	Cable white	1 STK

Electric motor OZ mechanical, 20Nm, 16rpm, cable length: 2m  
with plug terminal, adapter and tappet SW60, 12V



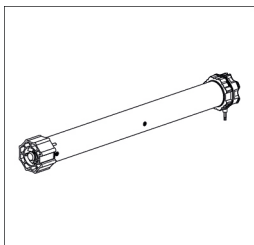
Article No.	Color	Sales representative
05100374	Cable black	1 STK

Electric motor SO RolTopD+ SH, 06Nm, 14 rpm, cable length: 3m  
without connector, with adapter and tappet SW60



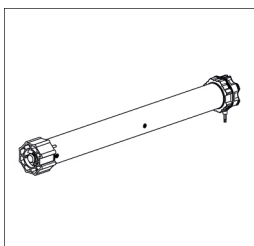
Article No.	Color	Sales representative
05100429	Cable black	1 STK

Electric motor SO RolTopD+ SH, 10Nm, 14 rpm, cable length: 3m  
without connector, with adapter and tappet SW60



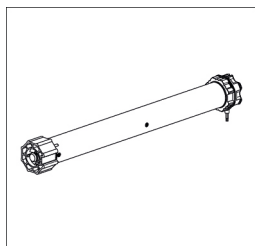
Article No.	Color	Sales representative
05100430	Cable black	1 STK

Electric motor SO RolTopD+ SH, 20Nm, 14 rpm, cable length: 3m  
without connector, with adapter and tappet SW60



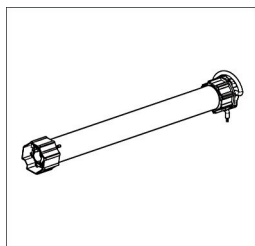
Article No.	Color	Sales representative
05100431	Cable black	1 STK

Electric motor SO RoITopD+ SH, 30Nm, 14 rpm, cable length: 3m  
without connector, with adapter and tappet SW60



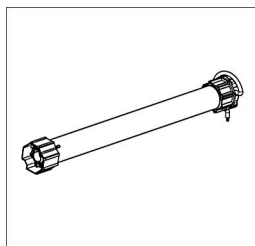
Article No.	Color	Sales representative
05100432	Cable black	1 STK

Electric motor T5S AUTO+JOB, 06Nm, 17rpm, 3 m cable length  
without connector, with adapter and tappet SW60



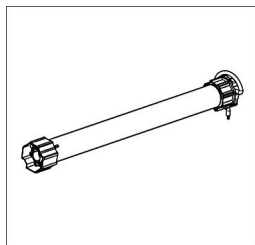
Article No.	Color	Sales representative
05100226	Cable white	50 STK

Electric motor T5S AUTO+JOB, 10Nm, 17rpm, 3 m cable length  
without connector, with adapter and tappet SW60



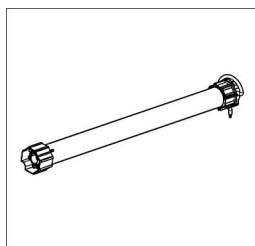
Article No.	Color	Sales representative
05100227	Cable white	50 STK

Electric motor T5S AUTO+JOB, 15Nm, 17rpm, 3 m cable length  
without connector, with adapter and tappet SW60



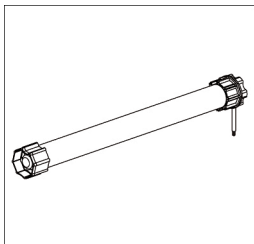
Article No.	Color	Sales representative
05100228	Cable white	50 STK

Electric motor T5S AUTO+JOB, 20Nm, 17rpm, 3 m cable length  
without connector, with adapter and tappet SW60



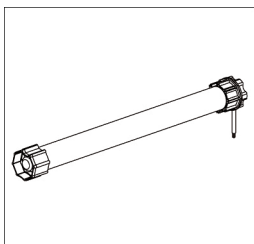
Article No.	Color	Sales representative
05100229	Cable white	50 STK

Electric motor WT Ilmo50, 06Nm, 17 rpm, cable length: 3m  
without connector, with adapter and tappet SW60



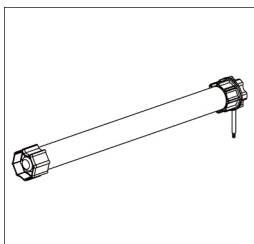
Article No.	Color	Sales representative
05100125	Cable black	1 STK

Electric motor WT Ilmo50, 10Nm, 17 rpm, cable length: 3m  
without connector, with adapter and tappet SW60



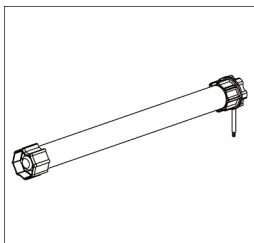
Article No.	Color	Sales representative
05100126	Cable black	1 STK

Electric motor WT Ilmo50, 15Nm, 17 rpm, cable length: 3m  
without connector, with adapter and tappet SW60



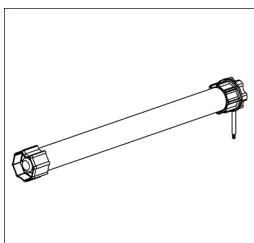
Article No.	Color	Sales representative
05100127	Cable black	1 STK

Electric motor WT Ilmo50, 20Nm, 17 rpm, cable length: 3m  
without connector, with adapter and tappet SW60



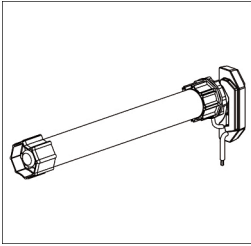
Article No.	Color	Sales representative
05100128	Cable black	1 STK

Electric motor WT Ilmo50, 30Nm, 17 rpm, cable length: 3m  
without connector, with adapter and tappet SW60



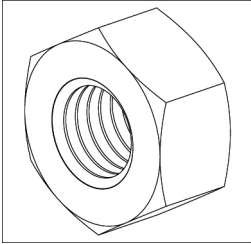
Article No.	Color	Sales representative
05100129	Cable black	1 STK

Electric motor WT Ilmo50S, 06Nm, 17 rpm, cable length: 3m  
without connector, with adapter and tappet SW60



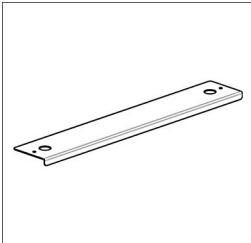
Article No.	Color	Sales representative
05100114	Cable white	1 STK

Hexagon nut  
DIN934 06



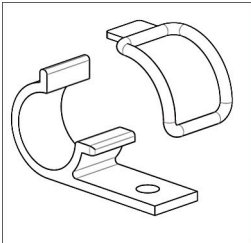
Article No.	Color	Sales representative
81010003	blank A2	500 STK

Mounting bracket  
for 2.5W Solar panel RS100 Solar io



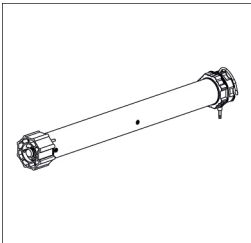
Article No.	Color	Sales representative
02610505_9005M	jet black matt	1 STK

Mounting clip  
with ring for solar battery RS100 io



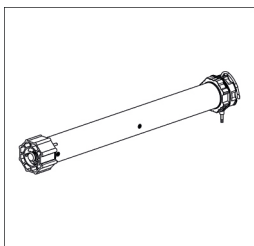
Article No.	Color	Sales representative
05250059	Black	1 STK

Radio motor 868 RoTopD+ SH, 06Nm, 14 rpm., cable length: 3m  
without connector, with adapter and tappet SW60



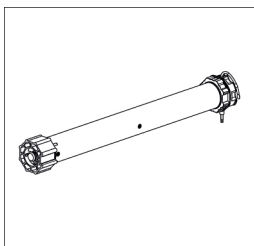
Article No.	Color	Sales representative
05100433	Cable black	1 STK

Radio motor 868 RolTopD+ SH, 10Nm, 14 rpm., cable length: 3m  
without connector, with adapter and tappet SW60



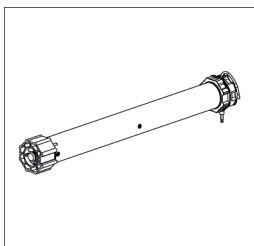
Article No.	Color	Sales representative
05100434	Cable black	1 STK

Radio motor 868 RolTopD+ SH, 20Nm, 14 rpm., cable length: 3m  
without connector, with adapter and tappet SW60



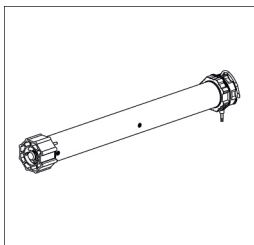
Article No.	Color	Sales representative
05100435	Cable black	1 STK

Radio motor 868 RolTopD+ SH, 30Nm, 14 rpm., cable length: 3m  
without connector, with adapter and tappet SW60



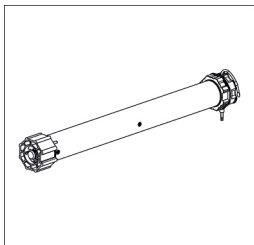
Article No.	Color	Sales representative
05100436	Cable black	1 STK

Radio motor E868 RolTop SH, 06 Nm, 14 rpm, 3 m cable  
without connector, with adapter and tappet SW60



Article No.	Color	Sales representative
05100443	Cable black	1 STK

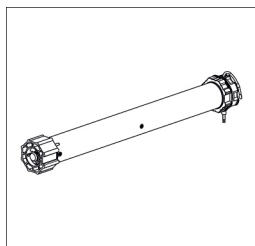
Radio motor E868 RolTop SH, 10 Nm, 14 rpm, 3 m cable  
without connector, with adapter and tappet SW60



Article No.	Color	Sales representative
05100444	Cable black	1 STK

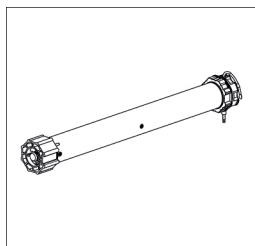


Radio motor E868 RolTop SH, 20 Nm, 14 rpm, 3 m cable  
without connector, with adapter and tappet SW60



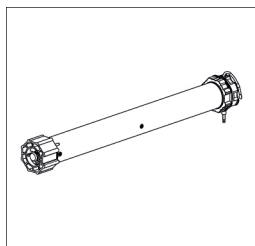
Article No.	Color	Sales representative
05100445	Cable black	1 STK

Radio motor E868 RolTop SH, 30 Nm, 14 rpm, 3 m cable  
without connector, with adapter and tappet SW60



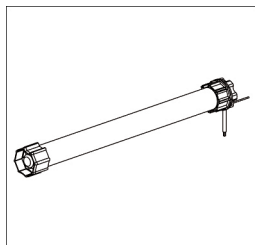
Article No.	Color	Sales representative
05100446	Cable black	1 STK

Radio motor E868 RolTopK SH, 06 Nm, 14 rpm, 3 m cable  
without connector, with adapter and tappet SW60



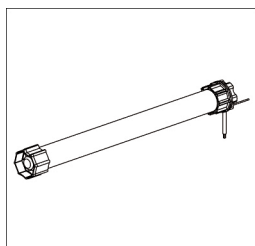
Article No.	Color	Sales representative
05100442	Cable black	1 STK

Radio motor io Oximo50, 06Nm, 17 rpm, cable length: 3m  
without connector, with adapter and tappet SW60



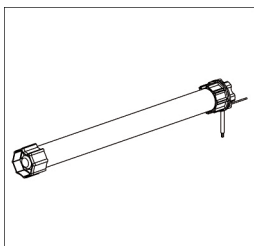
Article No.	Color	Sales representative
05100134	Cable black	1 STK

Radio motor io Oximo50, 10Nm, 17 rpm, cable length: 3m  
without connector, with adapter and tappet SW60



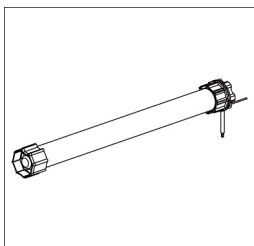
Article No.	Color	Sales representative
05100135	Cable black	1 STK

Radio motor io Oximo50, 20Nm, 17 rpm, cable length: 3m  
without connector, with adapter and tappet SW60



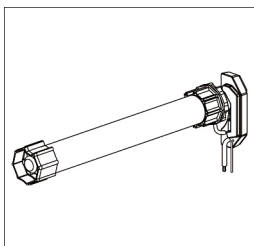
Article No.	Color	Sales representative
05100136	Cable black	1 STK

Radio motor io Oximo50, 30Nm, 17 rpm, cable length: 3m  
without connector, with adapter and tappet SW60



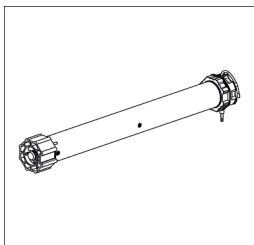
Article No.	Color	Sales representative
05100137	Cable black	1 STK

Radio motor io Oximo50S, 06Nm, 17rpm, cable length: 3m  
without connector, with adapter and tappet SW60



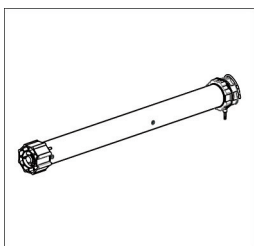
Article No.	Color	Sales representative
05100069	Cable white	1 STK

Radio motor ONYX.ROL.D+ SH, 10Nm, 14 rpm., cable length: 3m  
without connector, with adapter and tappet SW60



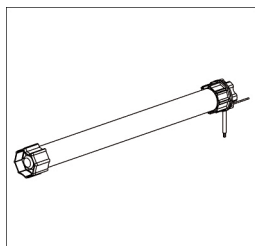
Article No.	Color	Sales representative
05100465	Cable black	1 STK

Radio motor ONYX.ROL.D+ SH, 20Nm, 14 rpm., cable length: 3m  
without connector, with adapter and tappet SW60



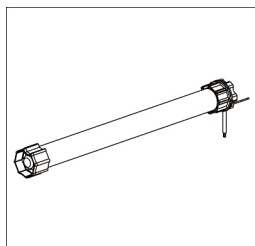
Article No.	Color	Sales representative
05100466	Cable black	1 STK

Radio motor RS100 io, 06Nm, 6-17 rpm, cable length: 3m  
without connector, with adapter and tappet SW60



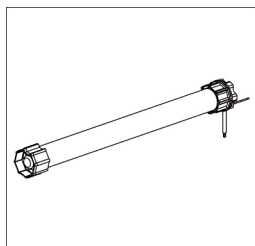
Article No.	Color	Sales representative
05100359	Cable black	1 STK

Radio motor RS100 io, 10Nm, 6-17 rpm, cable length: 3m  
without connector, with adapter and tappet SW60



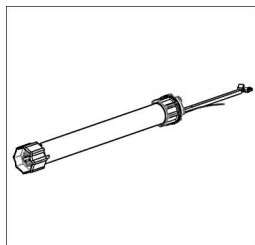
Article No.	Color	Sales representative
05100360	Cable black	1 STK

Radio motor RS100 io, 20Nm, 6-17 rpm, cable length: 3m  
without connector, with adapter and tappet SW60



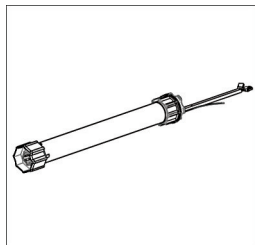
Article No.	Color	Sales representative
05100362	Cable black	1 STK

Radio motor RS100 Solar io, 06Nm, 15 rpm  
with plug, adapter and tappet SW60



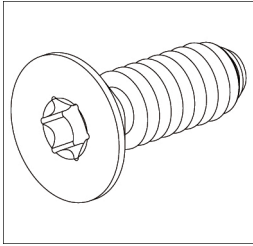
Article No.	Color	Sales representative
05100490	Cable black	5 STK

Radio motor RS100 Solar io, 10Nm, 12 rpm  
with plug, adapter and tappet SW60



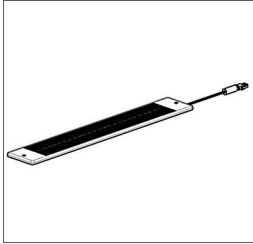
Article No.	Color	Sales representative
05100491	Cable black	5 STK

Screw  
05x14mm DELTA PT WN5454



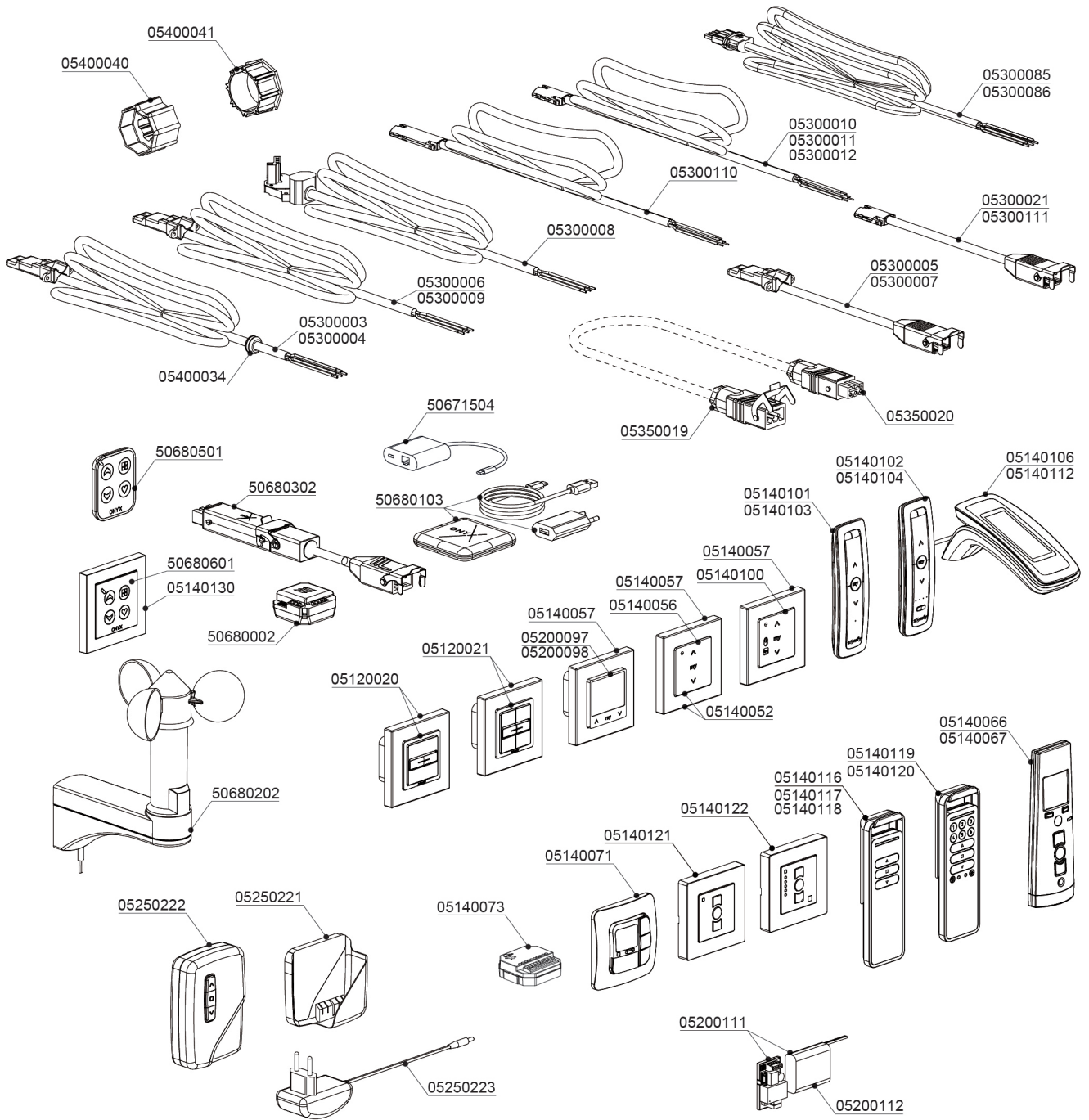
Article No.	Color	Sales representative
02600212	blue passivated	2000 STK

Solar panel  
2.5W for RS100 Solar io

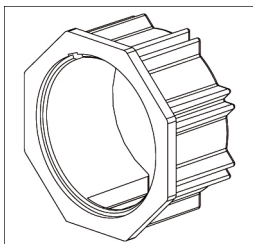


Article No.	Color	Sales representative
05250053	Black	1 STK

## 26. Drive system - motor accessories

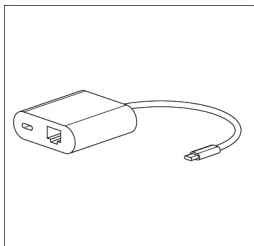


Adapter  
SW60/NR63 for electric motors LT, WT, RTS, io, NHK



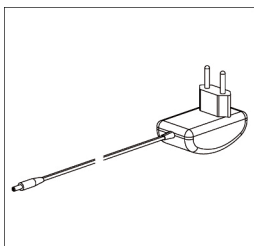
Article No.	Color	Sales representative
05400041	Black	10 STK

Adapter  
USB-C for Ethernet



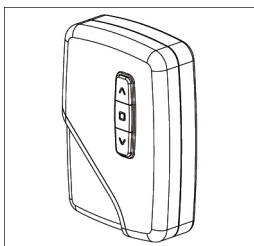
Article No.	Color	Sales representative
50671504	Black	1 STK

Battery charger  
for battery operated control device OZ



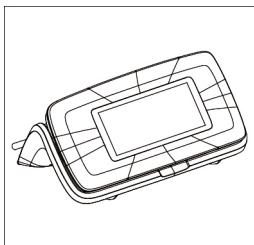
Article No.	Color	Sales representative
05250223	white	1 STK

Battery control device  
for electric motor OZ 12V



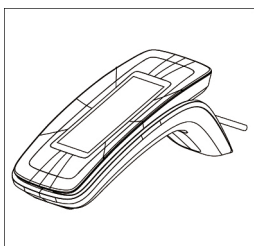
Article No.	Color	Sales representative
05250222	white	1 STK

Bidirectional touch screen automatic timer  
Nina io with table stand, charging cable, exchangeable cover



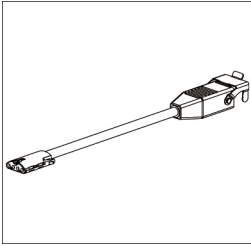
Article No.	Color	Sales representative
05140112	Black	1 STK

Bidirectional touch screen controller  
Nina io with table stand, charging cable, exchangeable cover



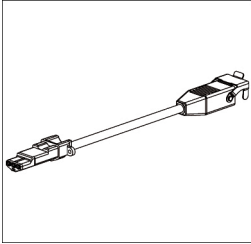
Article No.	Color	Sales representative
05140106	Black	1 STK

Cable  
0.4m with elero and Hirschmann connector STAS 3



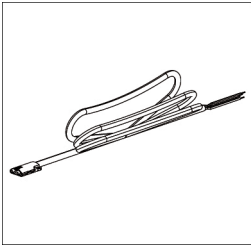
Article No.	Color	Sales representative
05300021	Black	1 STK

Cable  
0.5m with HiPro and Hirschmann connector STAS 3



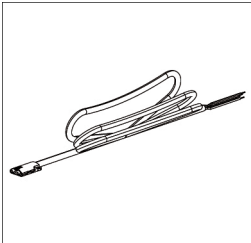
Article No.	Color	Sales representative
05300005	Black	1 STK

Cable  
03m with connector for elero motor



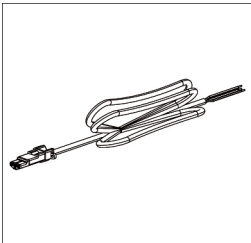
Article No.	Color	Sales representative
05300010	Black	1 STK

Cable  
05m with connector for elero motor



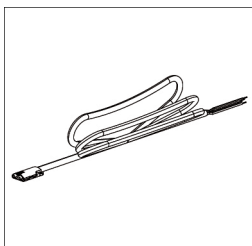
Article No.	Color	Sales representative
05300011	Black	1 STK

Cable  
05m with HiPro-plug



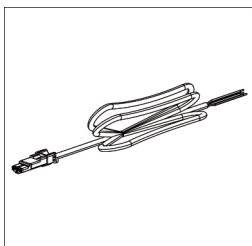
Article No.	Color	Sales representative
05300003	Black	1 STK

Cable  
10m with connector for elero motor



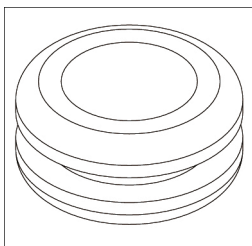
Article No.	Color	Sales representative
05300012	Black	1 STK

Cable  
10m with HiPro-plug



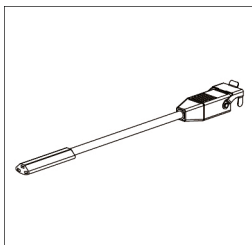
Article No.	Color	Sales representative
05300004	Black	1 STK

Cable duct  
for borehole ø10x2mm



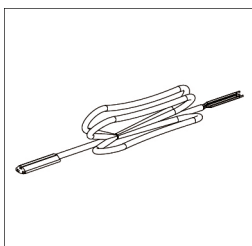
Article No.	Color	Sales representative
05400034	Black	100 STK

Cable NHK  
0.4m with elero and Hirschmann connector STAS 3



Article No.	Color	Sales representative
05300111	white	1 STK

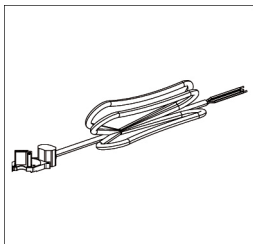
Cable NHK  
10m with connector for elero motor



Article No.	Color	Sales representative
05300110	white	1 STK

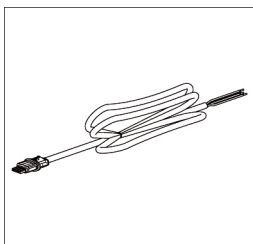


Cable NHK/CSI  
10m, with plug for NHK



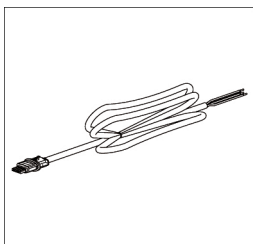
Article No.	Color	Sales representative
05300008	Black	1 STK

Cable RS100 io  
05m



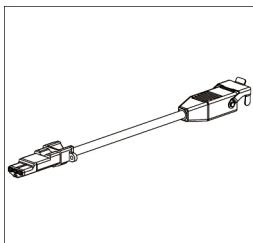
Article No.	Color	Sales representative
05300085	Black	1 STK

Cable RS100 io  
10m



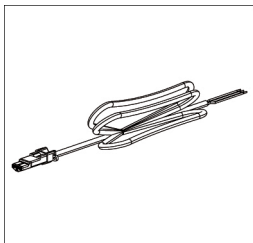
Article No.	Color	Sales representative
05300086	Black	1 STK

Cable RTS/ILT/io  
0.5m with HiPro and Hirschmann connector STAS 3



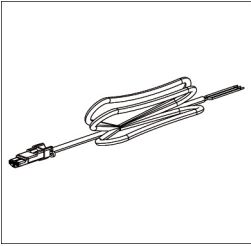
Article No.	Color	Sales representative
05300007	Black	1 STK

Cable RTS/ILT/io  
05m with HiPro-plug



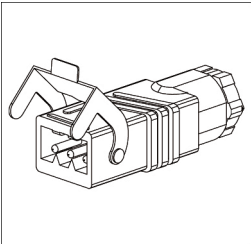
Article No.	Color	Sales representative
05300009	Black	1 STK

Cable RTS/ILT/io  
10m with HiPro-plug



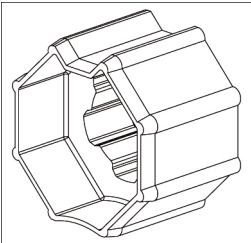
Article No.	Color	Sales representative
05300006	Black	1 STK

Connector  
Hirschmann STAS 3 with bracket



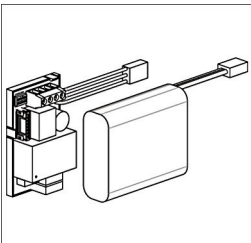
Article No.	Color	Sales representative
05350019_9005	Black	1 STK

Drive ring  
SW60 for electric motors LT, WT, RTS, io, NHK



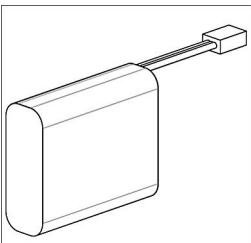
Article No.	Color	Sales representative
05400040	Black	1 STK

ExitSafe  
Control module + battery



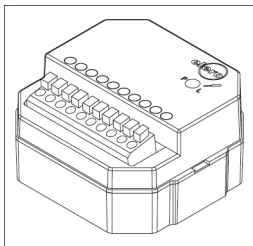
Article No.	Color	Sales representative
05200111		1 STK

ExitSafe-A  
Battery



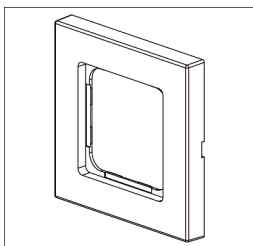
Article No.	Color	Sales representative
05200112		1 STK

Flush-mounted radio receiver  
Revio-868



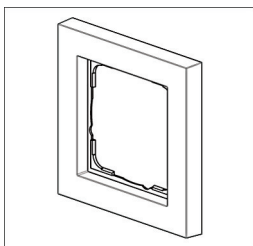
Article No.	Color	Sales representative
05140073	white	1 STK

Frame  
for switch programme Smoove



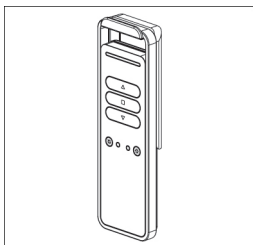
Article No.	Color	Sales representative
05140057_PURE	Pure	1 STK

Frame  
Gira E2



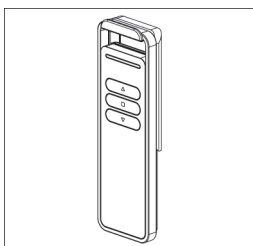
Article No.	Color	Sales representative
05140130_9006	Grey	1 STK
05140130_9010	pure white	1 STK

Hand-held radio transmitter  
LumeroCom 1-868



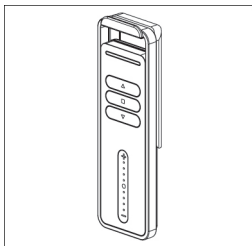
Article No.	Color	Sales representative
05140118	pure white	1 STK

Hand-held radio transmitter  
MonoCom 1-868




Article No.	Color	Sales representative
05140116	pure white	1 STK

Hand-held radio transmitter  
MonoCom Slide 1-868



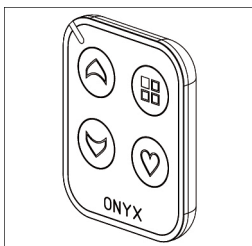
Article No.	Color	Sales representative
05140117	pure white	1 STK

Hand-held radio transmitter  
MultiTel 2-868



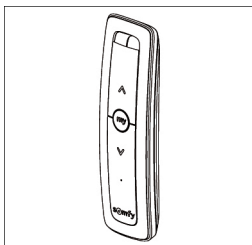
Article No.	Color	Sales representative
05140067	Silver	1 STK

Hand-held radio transmitter  
ONYX.CLICK



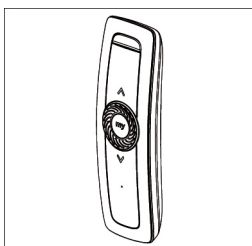
Article No.	Color	Sales representative
50680501	white	1 STK

Hand-held radio transmitter  
Situio 1 io



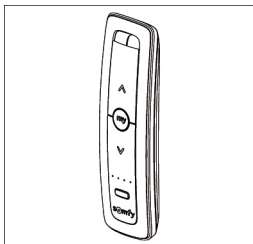
Article No.	Color	Sales representative
05140101_PURE	Pure II	1 STK

Hand-held radio transmitter  
Situio 1 Variation io



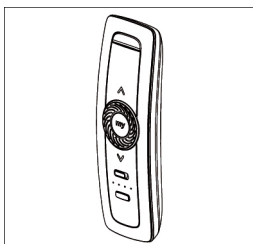
Article No.	Color	Sales representative
05140103_PURE	Pure II	1 STK

Hand-held radio transmitter  
Situo 5 io



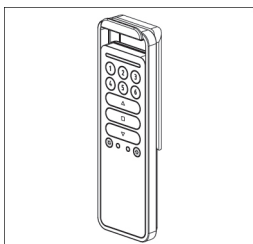
Article No.	Color	Sales representative
05140102_PURE	Pure II	1 STK

Hand-held radio transmitter  
Situo 5 Variation A/M io



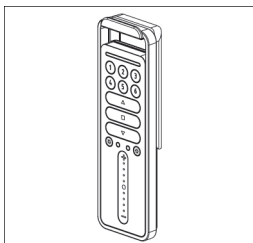
Article No.	Color	Sales representative
05140104_PURE	Pure II	1 STK

Hand-held radio transmitter  
VarioCom 6-868



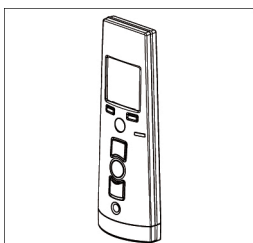
Article No.	Color	Sales representative
05140119	pure white	1 STK

Hand-held radio transmitter  
VarioCom Slide 6-868



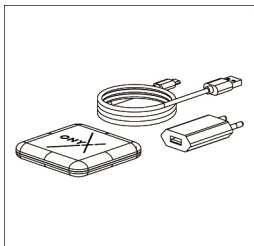
Article No.	Color	Sales representative
05140120	pure white	1 STK

Hand-held radio transmitter with time function  
TempoTel 2-868



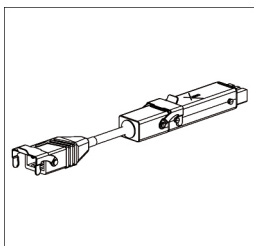
Article No.	Color	Sales representative
05140066	Silver	1 STK

ONYX.CENTER 2  
with cable and power supply unit



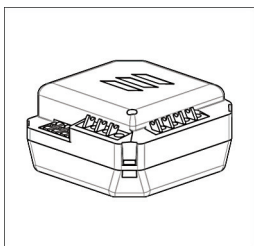
Article No.	Color	Sales representative
50680103	Black	1 STK

ONYX.CONNECTOR  
Adapter plug for the control device with cable lengthening



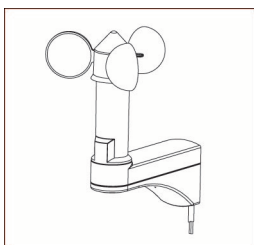
Article No.	Color	Sales representative
50680302		1 STK

ONYX.NODE 2  
Control node



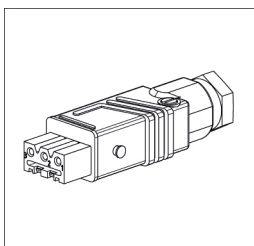
Article No.	Color	Sales representative
50680002		1 STK

ONYX.WEATHER 2  
Wind/sun sensor



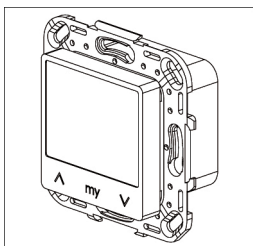
Article No.	Color	Sales representative
50680202		1 STK

Plug-in coupling  
Hirschmann STAK 3



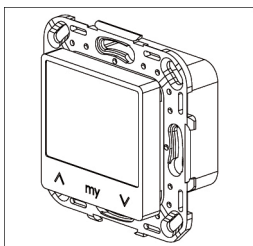
Article No.	Color	Sales representative
05350020_9005	Black	1 STK

Program timer with automatic brightness control  
Chronis Smoove Uno S without frame



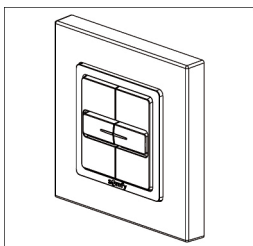
Article No.	Color	Sales representative
05200098_PURE	Pure	1 STK

Programme timer  
Chronis Smoove Uno without frame



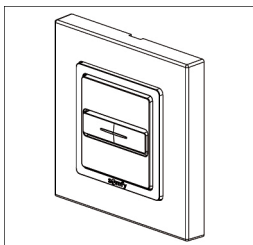
Article No.	Color	Sales representative
05200097_PURE	Pure	1 STK

Switch  
Smoove Duo with frame



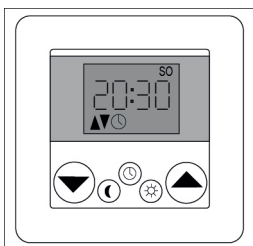
Article No.	Color	Sales representative
05120021	white	1 STK

Switch  
Smoove Uno with frame



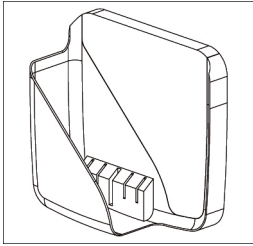
Article No.	Color	Sales representative
05120020	white	1 STK

Switch for 2. escape route  
OZ-roller 12V with battery



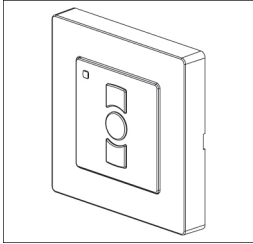
Article No.	Color	Sales representative
05120019	white	1 STK

Wall bracket  
for battery operated control device OZ



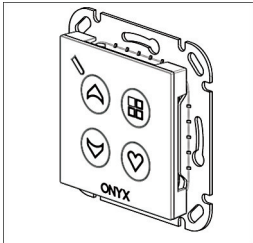
Article No.	Color	Sales representative
05250221	white	1 STK

Wall-mounted radio transmitter  
MonoTec 1-868



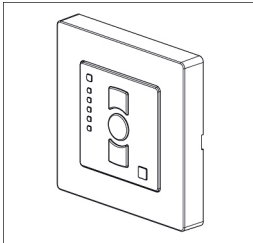
Article No.	Color	Sales representative
05140121	pure white	1 STK

Wall-mounted radio transmitter  
ONYX.SWITCH without frame



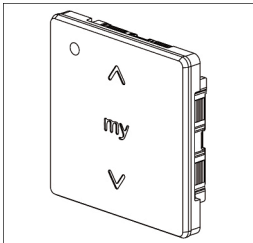
Article No.	Color	Sales representative
50680601		1 STK

Wall-mounted radio transmitter  
QuinTec-868 5



Article No.	Color	Sales representative
05140122	pure white	1 STK

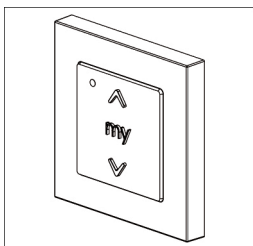
Wall-mounted radio transmitter  
Smooove 1 IN io without frame



Article No.	Color	Sales representative
05140056_PURE	Pure Shine	1 STK

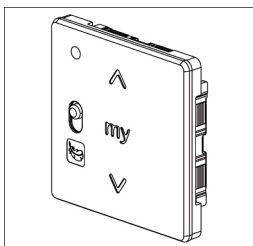


Wall-mounted radio transmitter  
Smooove Origin io



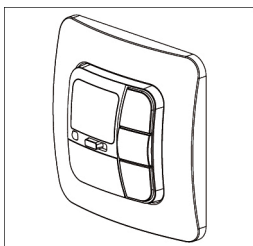
Article No.	Color	Sales representative
05140052_PURE	Pure	1 STK

Wall-mounted radio transmitter  
Smooove RS100 IN io without frame



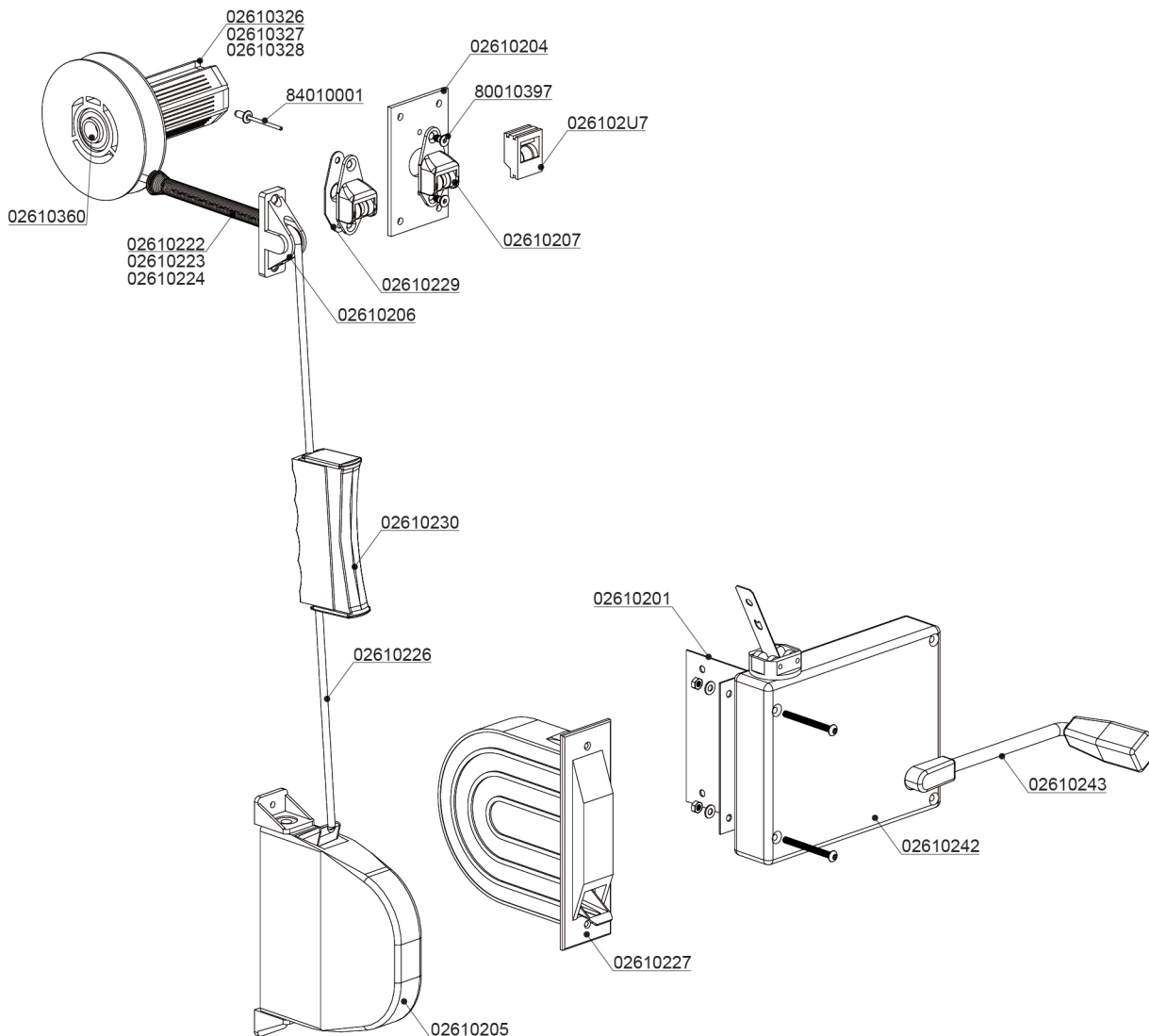
Article No.	Color	Sales representative
05140100_PURE	Pure Shine	1 STK

Wall-mounted radio transmitter with time function  
AstroTec-868 bidi

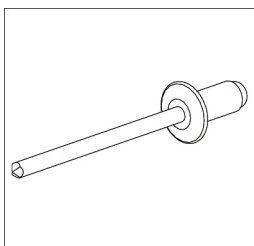


Article No.	Color	Sales representative
05140071	alpine-white	1 STK

## 27. Drive system - pull cord

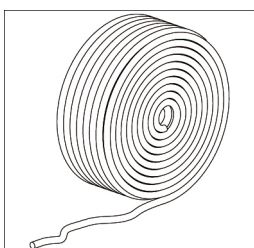


Blind rivet  
DIN7337A 04x8




Article No.	Color	Sales representative
84010001	Aluminium/galvanized	1000 STK

Cord  
ø4.5mm




Article No.	Color	Sales representative
02610226_9005	Black	1 x 250 LM
02610226_90059016	black/white	1 x 250 LM

Cord guiding  
Coil spring 200mm




Article No.	Color	Sales representative
02610222	blank	1 STK

Cord guiding  
Coil spring 300mm



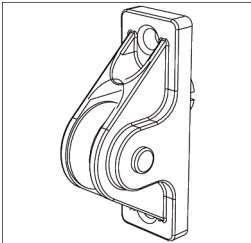
Article No.	Color	Sales representative
02610223	blank	1 STK

Cord guiding  
Coil spring 500mm



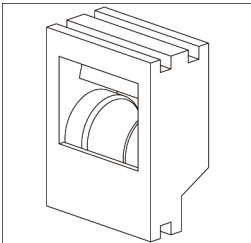
Article No.	Color	Sales representative
02610224	blank	1 STK

Cord guiding  
ø4.5mm Cord



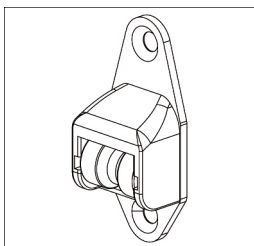
Article No.	Color	Sales representative
02610206_8019	Brown	100 STK
02610206_9016	white	100 STK

Cord guiding  
ø4.5mm cord, pluggable into the side cover



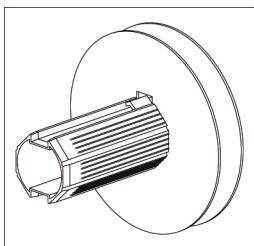
Article No.	Color	Sales representative
026102U7_9016	white	1 STK

Cord guiding  
 ø4.5mm cord, with guide roll König



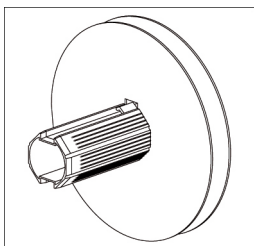
Article No.	Color	Sales representative
02610207_9005	Black	100 STK
02610207_9016	white	100 STK

Cord pulley with cap for tubes  
 ø118mm, SW40, ø4.5mm Cord



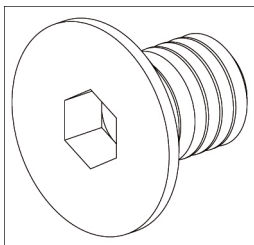
Article No.	Color	Sales representative
02610327	white	100 STK

Cord pulley with cap for tubes  
 ø152mm, SW40, ø4.5mm Cord



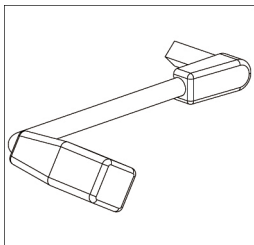
Article No.	Color	Sales representative
02610328	white	100 STK

Countersunk screw  
 DIN7991 04x6 Hexagon socket



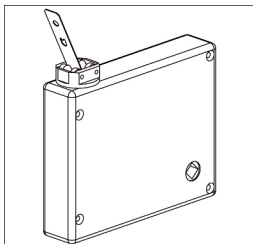
Article No.	Color	Sales representative
80010397	blank A2	1000 STK

Crank handle  
 for crank operated take-up reel, crank handle length 130mm



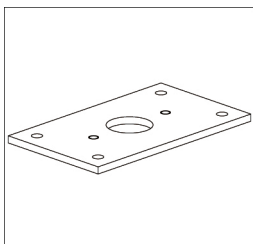
Article No.	Color	Sales representative
02610243		20 STK

Crank operated take-up reel  
 ø4.5mm cord, with retracting aid, without cord



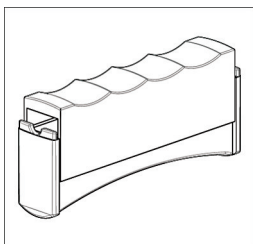
Article No.	Color	Sales representative
02610242_8019	Brown	10 STK
02610242_9016	white	10 STK

Fastening board  
 50x85x3mm, for tape guidance, 14mm lift tape



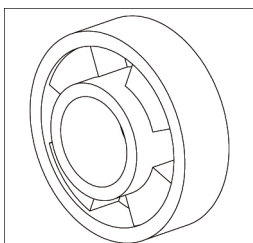
Article No.	Color	Sales representative
02610204_9016	normal white	1 STK
02610204_BL	blank	10 STK

Lifting aid two-part  
 for 14mm lift tape or ø4.5mm cord



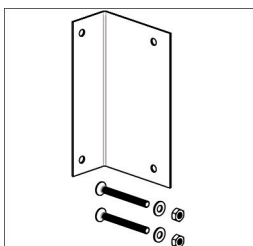
Article No.	Color	Sales representative
02610230	white	50 STK

Plastic slide bearing  
 ø28 / ø12 with collar



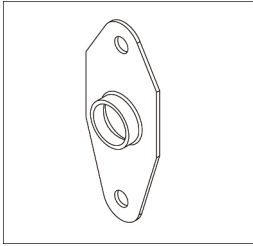
Article No.	Color	Sales representative
02610360	Black	100 STK

Screw-on bracket for crank operated take-up reel  
 with standard parts



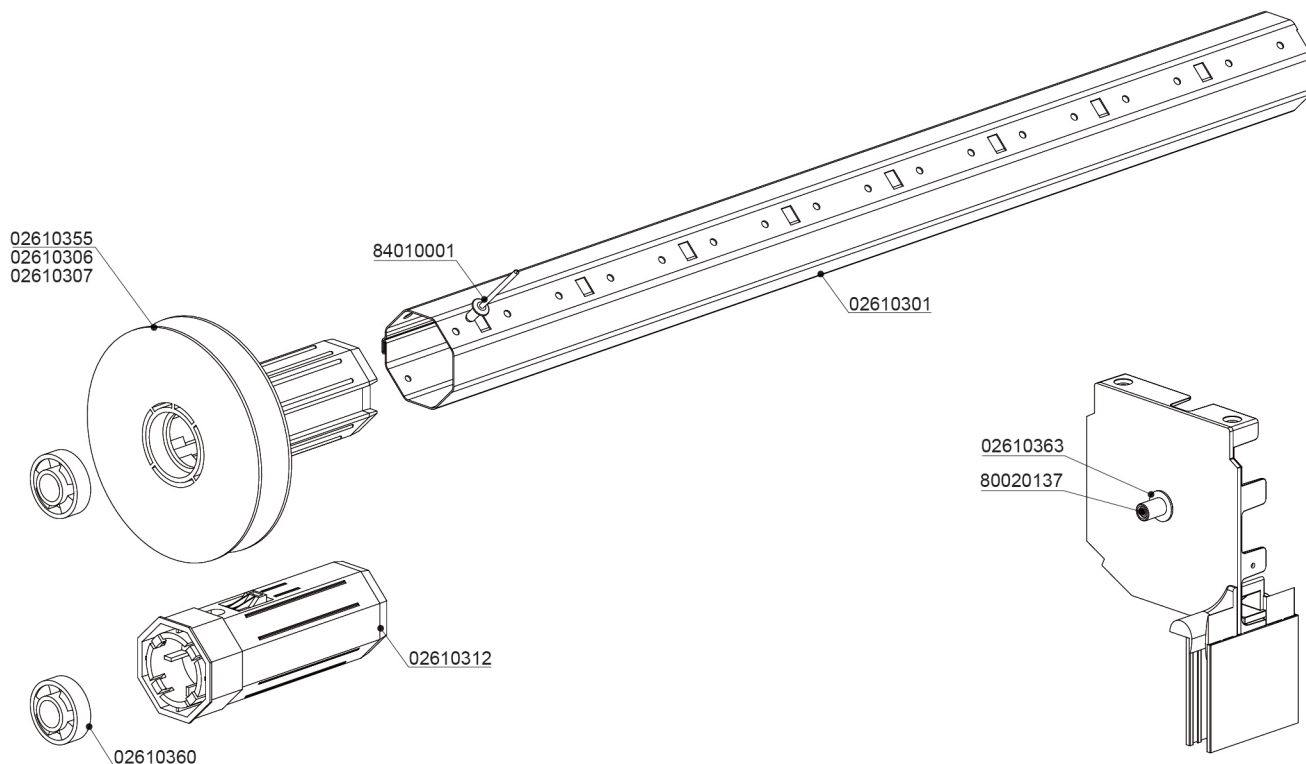
Article No.	Color	Sales representative
02610201_8019	Brown	10 STK
02610201_9016	white	10 STK

Support plate  
for cord guidance with guide roll König

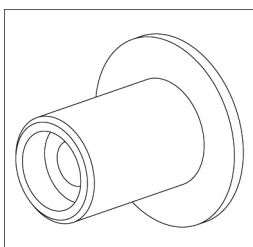


Article No.	Color	Sales representative
02610229	blank	100 STK

## 28. Shaft + bearing - SW40

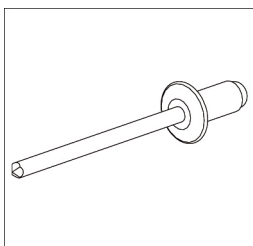


Bearing pin  
Ø12 screwable



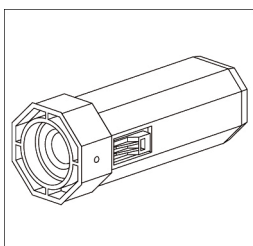
Article No.	Color	Sales representative
02610363_9005	Black	100 STK

Blind rivet  
DIN7337A 04x8



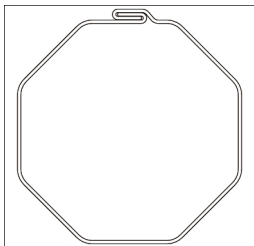
Article No.	Color	Sales representative
84010001	Aluminium/galvanized	1000 STK

Cap for tubes  
SW40 with locking clip, with ball bearing holder ø28mm



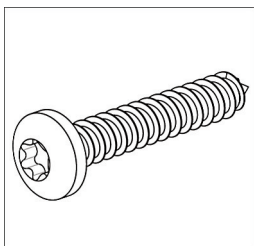
Article No.	Color	Sales representative
02610312	Black	100 STK

Octagon steel shaft  
SW40, wall thickness 0.6mm



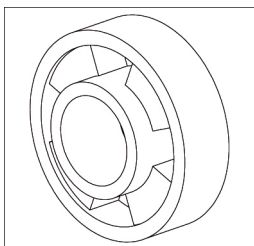
Article No.	Color	Sales representative
02610301	Galvanized	10 x 6 LM

Pan-head tapping screw  
DIN7981C 4.2x25 AW20



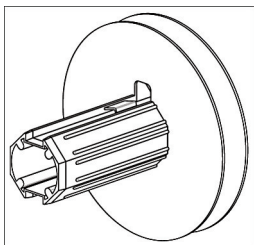
Article No.	Color	Sales representative
80020137_VZ	Galvanized	1000 STK

Plastic slide bearing  
ø28 / ø12 with collar



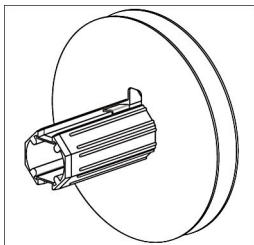
Article No.	Color	Sales representative
02610360	Black	100 STK

Tape pulley with cap for tubes  
ø120mm, SW40, 14mm lift tape



Article No.	Color	Sales representative
02610355	Grey	50 STK

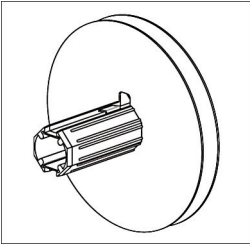
Tape pulley with cap for tubes  
ø150mm, SW40, 14mm lift tape



Article No.	Color	Sales representative
02610306	Grey	50 STK

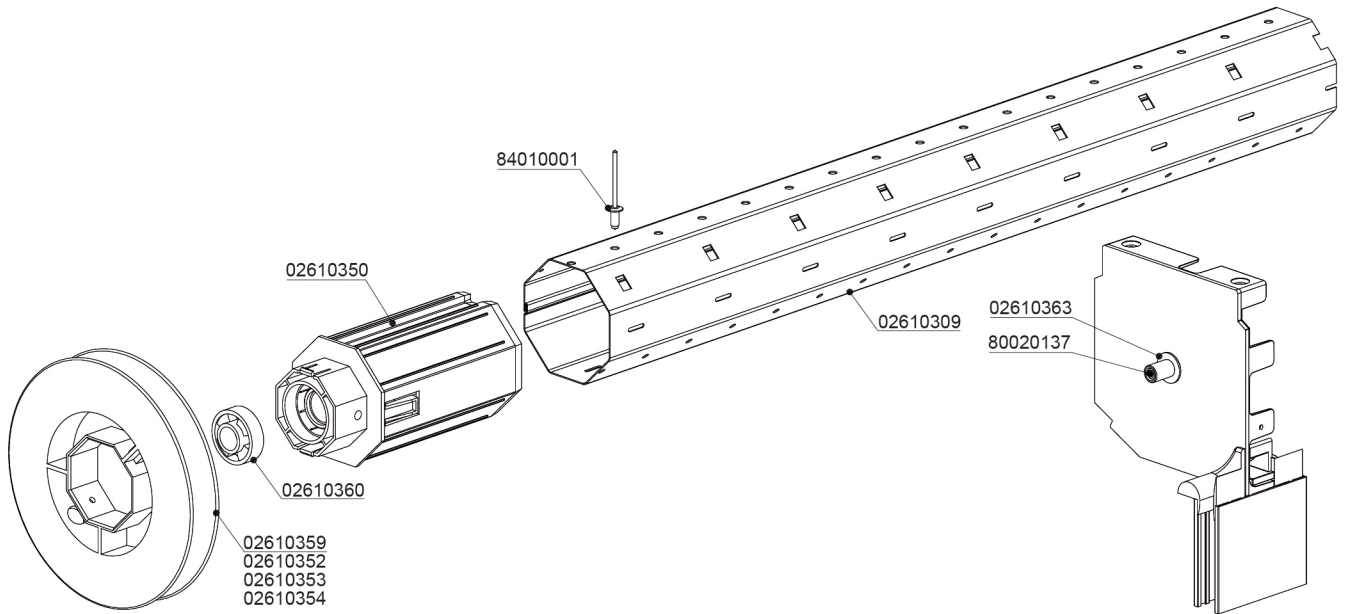


Tape pulley with cap for tubes  
ø170mm, SW40, 14mm lift tape

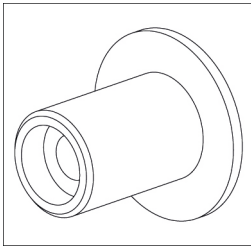


Article No.	Color	Sales representative
02610307	Grey	50 STK

## 29. Shaft + bearing - SW60

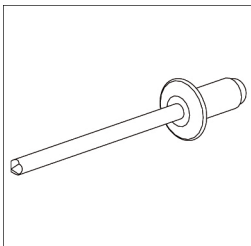


Bearing pin  
Ø12 screwable



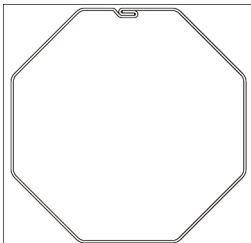
Article No.	Color	Sales representative
02610363_9005	Black	100 STK

Blind rivet  
DIN7337A 04x8



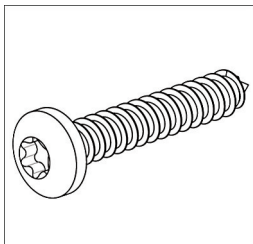
Article No.	Color	Sales representative
84010001	Aluminium/galvanized	1000 STK

Octagon steel shaft  
SW60, wall thickness 0.6mm



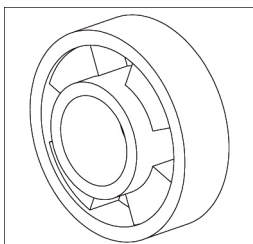
Article No.	Color	Sales representative
02610309	Galvanized	6 x 6 LM

Pan-head tapping screw  
DIN7981C 4.2x25 AW20



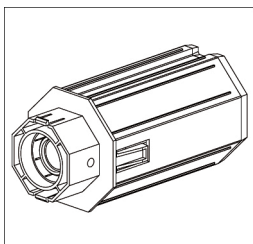
Article No.	Color	Sales representative
80020137_VZ	Galvanized	1000 STK

Plastic slide bearing  
ø28 / ø12 with collar



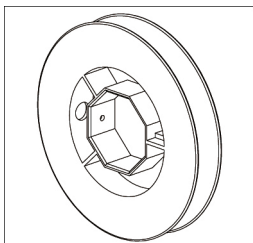
Article No.	Color	Sales representative
02610360	Black	100 STK

Roller capsule reinforced  
SW60 with locking clip, with ball bearing holder ø28mm



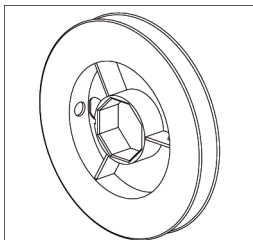
Article No.	Color	Sales representative
02610350	Grey	100 STK

Tape pulley  
ø120mm, 14mm lift tape, for roller capsule with locking clip



Article No.	Color	Sales representative
02610359		100 STK

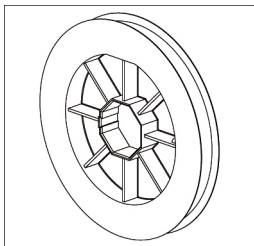
Tape pulley  
ø154mm, 14mm lift tape, for roller capsule with locking clip



Article No.	Color	Sales representative
02610352	Grey	100 STK

Tape pulley

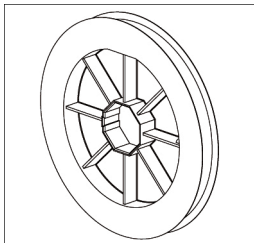
ø170mm, 14mm lift tape, for roller capsule with locking clip



Article No.	Color	Sales representative
02610353	Grey	50 STK

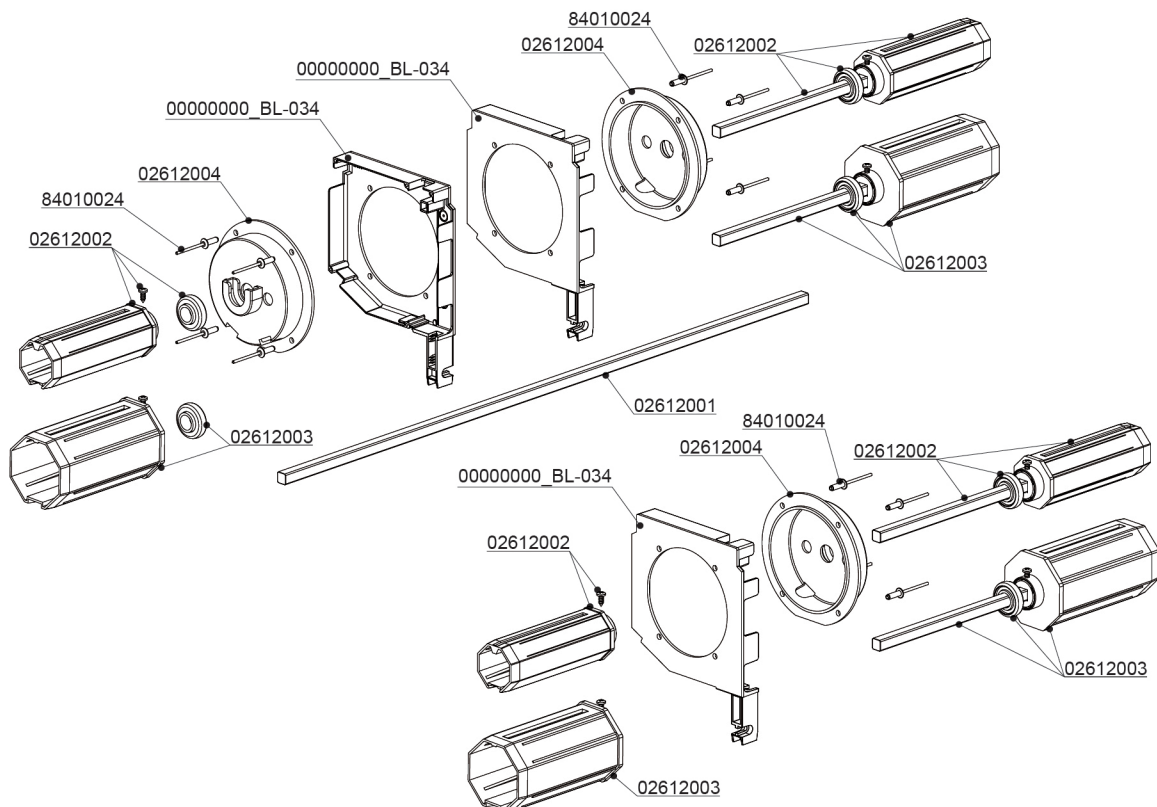
Tape pulley

ø190mm, 14mm lift tape, for roller capsule with locking clip

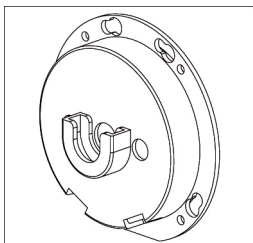


Article No.	Color	Sales representative
02610354	Grey	50 STK

## 30. Shaft + bearing - linking elements

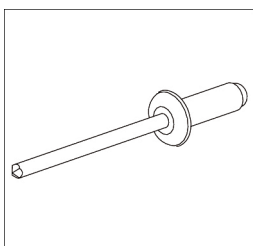


Bearing holder  
for tube coupler



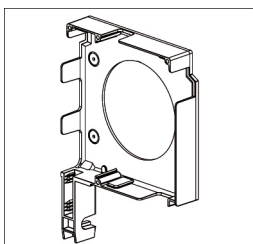
Article No.	Color	Sales representative
02612004	Black	100 STK

Blind rivet  
DIN7337A 04x12



Article No.	Color	Sales representative
84010024	Aluminium/galvanized	500 STK

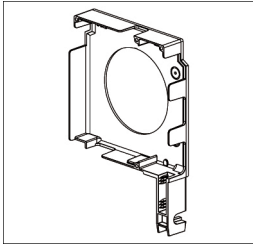
Side cover  
Q13 on the left side, without edge, with cut-out ø85



Article No.	Color	Sales representative
02620481_BL-034	blank	10 STK

Side cover

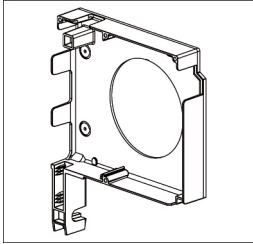
Q13 on the right side, without edge, with cut-out ø85



Article No.	Color	Sales representative
02620482_BL-034	blank	10 STK

Side cover

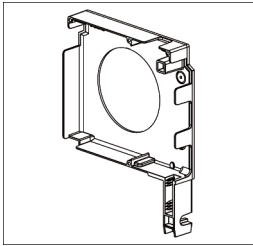
Q13XL on the left side, without edge, with cut-out ø85



Article No.	Color	Sales representative
02620483_BL-034	blank	10 STK

Side cover

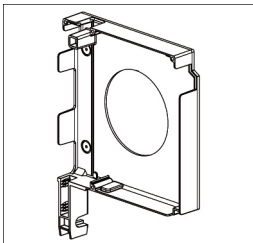
Q13XL on the right side, without edge, with cut-out ø85



Article No.	Color	Sales representative
02620484_BL-034	blank	10 STK

Side cover

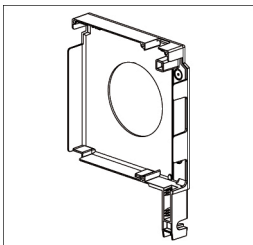
Q16 on the left side, without edge, with cut-out ø85



Article No.	Color	Sales representative
02620485_BL-034	blank	10 STK

Side cover

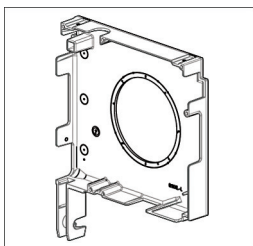
Q16 on the right side, without edge, with cut-out ø85



Article No.	Color	Sales representative
02620486_BL-034	blank	10 STK

Side cover

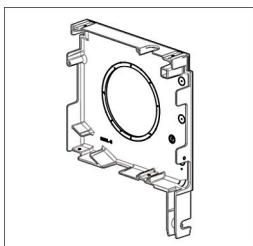
Q16XL on the left side, without edge, with cut-out ø85



Article No.	Color	Sales representative
02640445_BL-034	blank	10 STK

Side cover

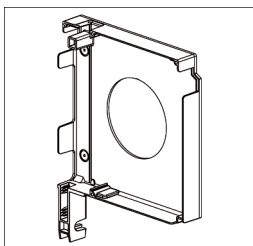
Q16XL on the right side, without edge, with cut-out ø85



Article No.	Color	Sales representative
02640446_BL-034	blank	10 STK

Side cover

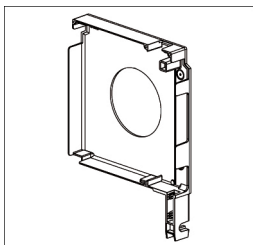
Q18 on the left side, without edge, with cut-out ø85



Article No.	Color	Sales representative
02620487_BL-034	blank	10 STK

Side cover

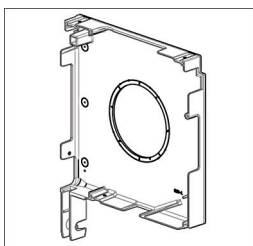
Q18 on the right side, without edge, with cut-out ø85



Article No.	Color	Sales representative
02620488_BL-034	blank	10 STK

Side cover

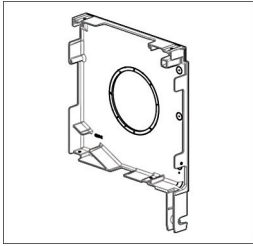
Q20 on the left side, without edge, with cut-out ø85



Article No.	Color	Sales representative
02640447_BL-034	blank	10 STK

Side cover

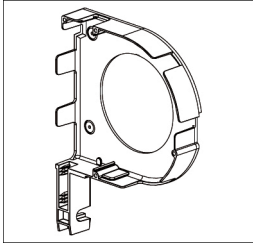
Q20 on the right side, without edge, with cut-out ø85



Article No.	Color	Sales representative
02640448_BL-034	blank	10 STK

Side cover

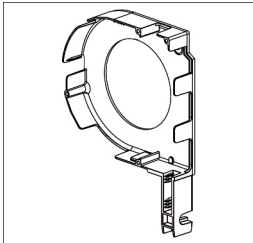
R13 on the left side, without edge, with cut-out ø85



Article No.	Color	Sales representative
02620457_BL-034	blank	10 STK

Side cover

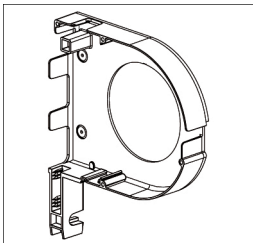
R13 on the right side, without edge, with cut-out ø85



Article No.	Color	Sales representative
02620458_BL-034	blank	10 STK

Side cover

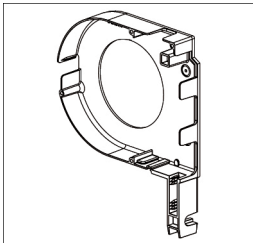
R13XL on the left side, without edge, with cut-out ø85



Article No.	Color	Sales representative
02620459_BL-034	blank	10 STK

Side cover

R13XL on the right side, without edge, with cut-out ø85

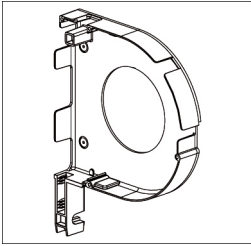


Article No.	Color	Sales representative
02620460_BL-034	blank	10 STK



Side cover

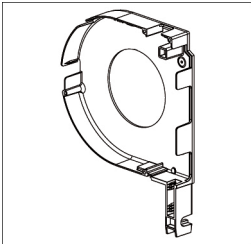
R16 on the left side, without edge, with cut-out ø85



Article No.	Color	Sales representative
02620461_BL-034	blank	10 STK

Side cover

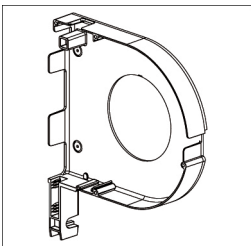
R16 on the right side, without edge, with cut-out ø85



Article No.	Color	Sales representative
02620462_BL-034	blank	10 STK

Side cover

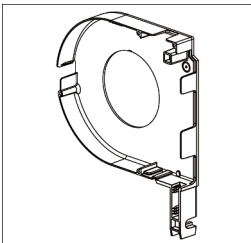
R16XL on the left side, without edge, with cut-out ø85



Article No.	Color	Sales representative
02620463_BL-034	blank	10 STK

Side cover

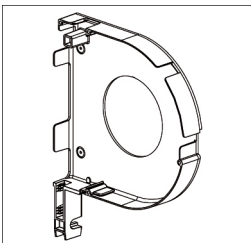
R16XL on the right side, without edge, with cut-out ø85



Article No.	Color	Sales representative
02620464_BL-034	blank	10 STK

Side cover

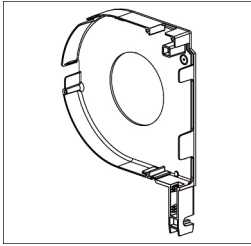
R18 on the left side, without edge, with cut-out ø85



Article No.	Color	Sales representative
02620465_BL-034	blank	10 STK

Side cover

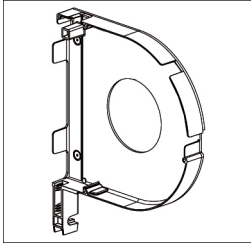
R18 on the right side, without edge, with cut-out ø85



Article No.	Color	Sales representative
02620466_BL-034	blank	10 STK

Side cover

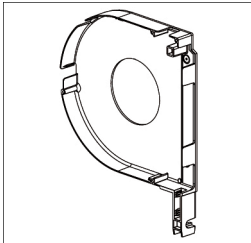
R20 on the left side, without edge, with cut-out ø85



Article No.	Color	Sales representative
02620467_BL-034	blank	10 STK

Side cover

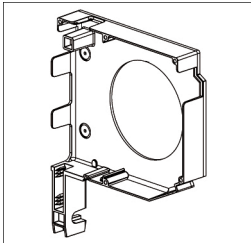
R20 on the right side, without edge, with cut-out ø85



Article No.	Color	Sales representative
02620468_BL-034	blank	10 STK

Side cover

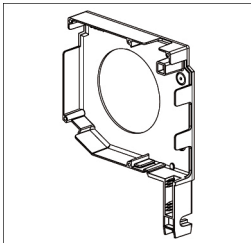
V13XL on the left side, without edge, with cut-out ø85



Article No.	Color	Sales representative
02620445_BL-034	blank	10 STK

Side cover

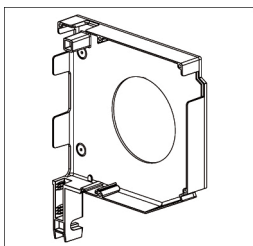
V13XL on the right side, without edge, with cut-out ø85



Article No.	Color	Sales representative
02620446_BL-034	blank	10 STK

Side cover

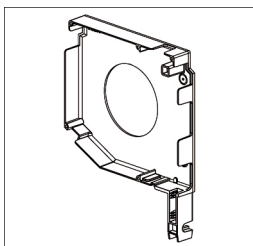
V16XL on the left side, without edge, with cut-out ø85



Article No.	Color	Sales representative
02620449_BL-034	blank	10 STK

Side cover

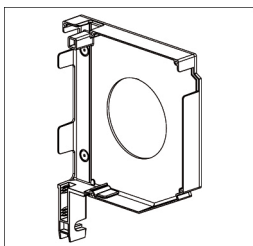
V16XL on the right side, without edge, with cut-out ø85



Article No.	Color	Sales representative
02620450_BL-034	blank	10 STK

Side cover

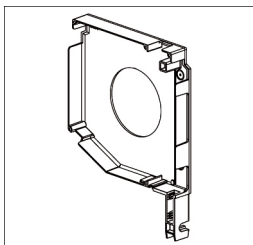
V18 on the left side, without edge, with cut-out ø85



Article No.	Color	Sales representative
02620451_BL-034	blank	10 STK

Side cover

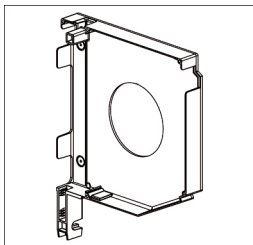
V18 on the right side, without edge, with cut-out ø85



Article No.	Color	Sales representative
02620452_BL-034	blank	10 STK

Side cover

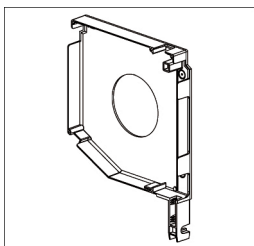
V20 on the left side, without edge, with cut-out ø85



Article No.	Color	Sales representative
02620453_BL-034	blank	10 STK

Side cover

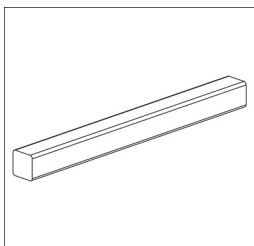
V20 on the right side, without edge, with cut-out ø85



Article No.	Color	Sales representative
02620454_BL-034	blank	10 STK

Square rod profile made of steel

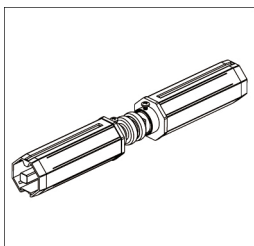
9x9mm



Article No.	Color	Sales representative
02612001	Galvanized	12 x 1 LM

Twin screw bolt with plastic roller capsule

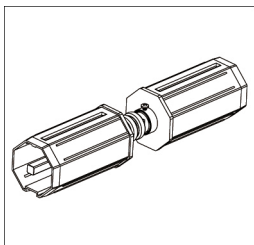
SW40 for coupling, ball bearing ø28



Article No.	Color	Sales representative
02612002	Black	20 STK

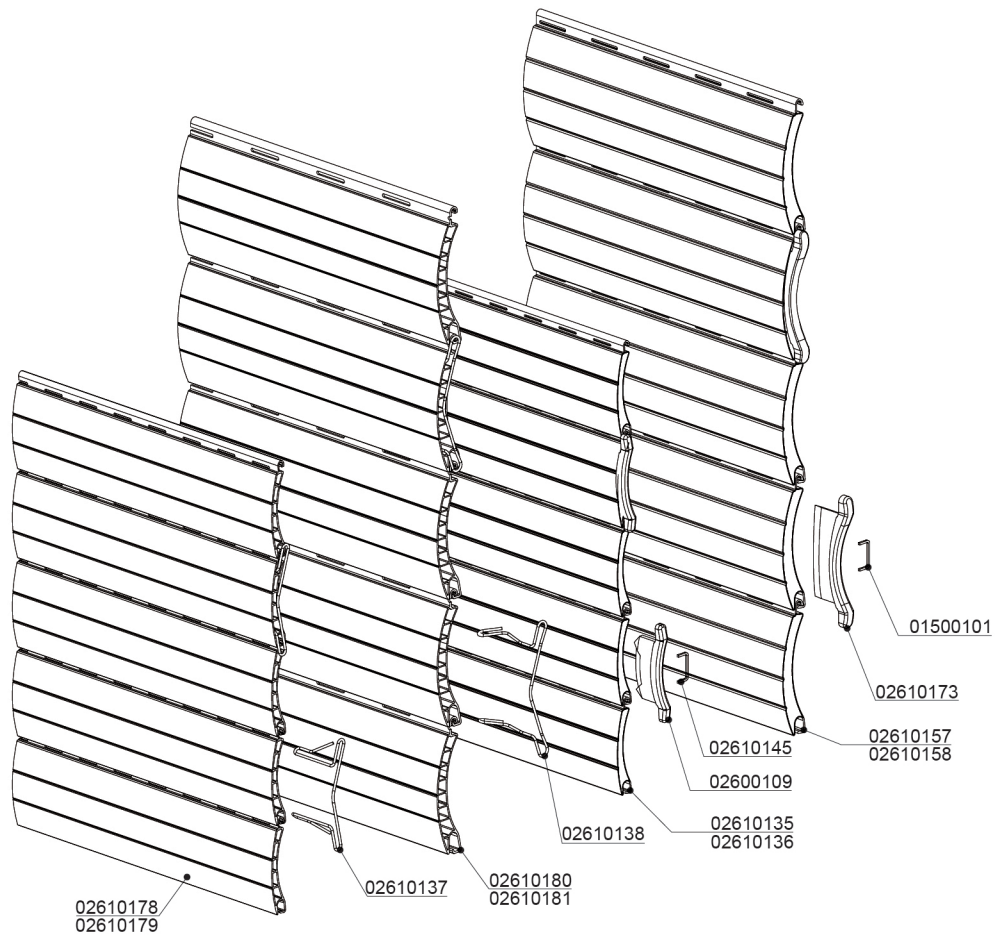
Twin screw bolt with plastic roller capsule

SW60 for coupling, ball bearing ø28

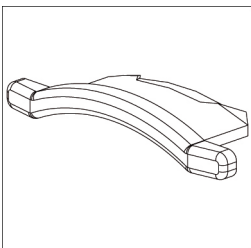


Article No.	Color	Sales representative
02612003	Black	20 STK

# 31. Blind - profiles and locking devices

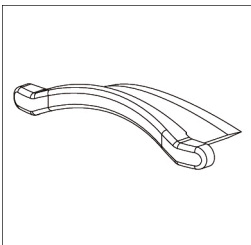


Locking bolt  
A37, for clamping



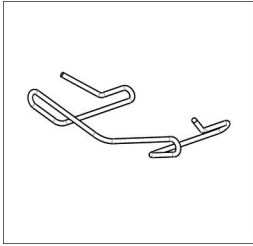
Article No.	Color	Sales representative
02600109	Black	1000 STK

Locking bolt  
A52, for clamping



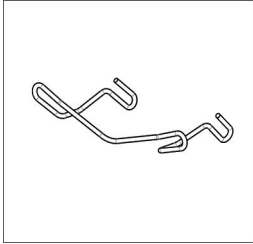
Article No.	Color	Sales representative
02610173	Black	500 STK

Locking clamp  
for roller shutter profile K37



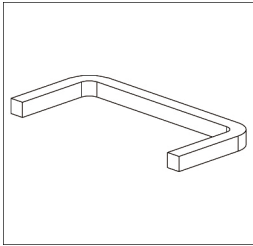
Article No.	Color	Sales representative
02610137	blank	1000 STK

Locking clamp  
for roller shutter profile K52



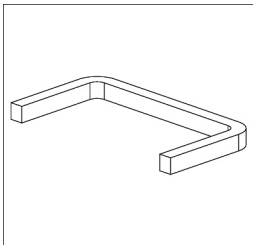
Article No.	Color	Sales representative
02610138	blank	500 STK

Locking clamp with a height of 3.6mm, width of 8.8mm  
for roller shutter profile A37



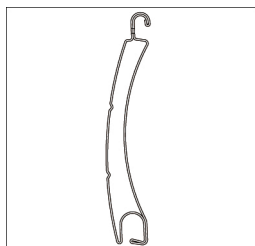
Article No.	Color	Sales representative
02610145	blank	20000 STK

Locking clamp with a height of 5.0mm, width of 8.9mm  
for roller shutter profile A52,



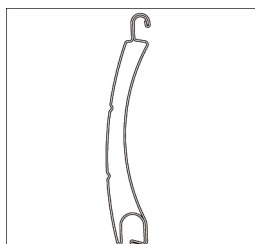
Article No.	Color	Sales representative
01500101	blank	10000 STK

Roller shutter profile  
A37 with light gaps



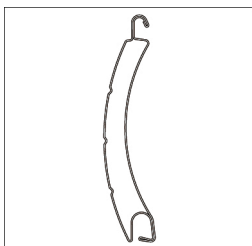
Article No.	Color	Sales representative
02610136_0003	beige	50 x 6 LM
02610136_0011	mahogany	50 x 6 LM
02610136_0044	walnut	50 x 6 LM
02610136_0110	dark beige	50 x 6 LM
02610136_0330	purple red	50 x 6 LM
02610136_0780	bronze	50 x 6 LM
02610136_1015	light ivory	50 x 6 LM
02610136_6005	moss-green	50 x 6 LM
02610136_6104	light oak	50 x 6 LM
02610136_6105-067	golden oak	50 x 6 LM
02610136_7016	anthracite-grey	50 x 6 LM
02610136_7035	light grey	50 x 6 LM
02610136_7038	agate grey	50 x 6 LM
02610136_8014	sepia brown	50 x 6 LM
02610136_8077	dark brown	50 x 6 LM
02610136_9006	white-aluminium	50 x 6 LM
02610136_9007	grey-aluminium	50 x 6 LM
02610136_9016	normal white	50 x 6 LM
02610136_DB703	anthracite iron mica	50 x 6 LM

Roller shutter profile  
A37 without light gaps



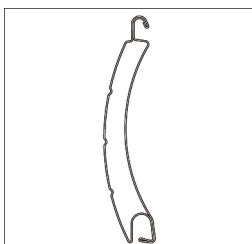
Article No.	Color	Sales representative
02610135_0003	beige	50 x 6 LM
02610135_0011	mahogany	50 x 6 LM
02610135_0044	walnut	50 x 6 LM
02610135_0110	dark beige	50 x 6 LM
02610135_0330	purple red	50 x 6 LM
02610135_0780	bronze	50 x 6 LM
02610135_1015	light ivory	50 x 6 LM
02610135_6005	moss-green	50 x 6 LM
02610135_6104	light oak	50 x 6 LM
02610135_6105-067	golden oak	50 x 6 LM
02610135_7016	anthracite-grey	50 x 6 LM
02610135_7035	light grey	50 x 6 LM
02610135_7038	agate grey	50 x 6 LM
02610135_8014	sepia brown	50 x 6 LM
02610135_8077	dark brown	50 x 6 LM
02610135_9006	white-aluminium	50 x 6 LM
02610135_9007	grey-aluminium	50 x 6 LM
02610135_9016	normal white	50 x 6 LM
02610135_DB703	anthracite iron mica	50 x 6 LM

Roller shutter profile  
A52 with light gaps



Article No.	Color	Sales representative
02610157_0003	beige	24 x 6 LM
02610157_7016	anthracite-grey	24 x 6 LM
02610157_7035	light grey	24 x 6 LM
02610157_7038	agate grey	24 x 6 LM
02610157_8077	dark brown	24 x 6 LM
02610157_9006	white-aluminium	24 x 6 LM
02610157_9007	grey-aluminium	24 x 6 LM
02610157_9016	normal white	24 x 6 LM
02610157_DB703	anthracite iron mica	24 x 6 LM

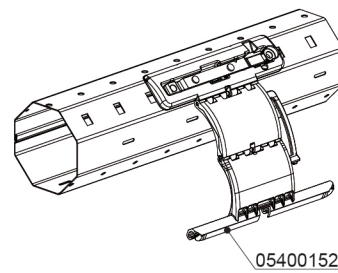
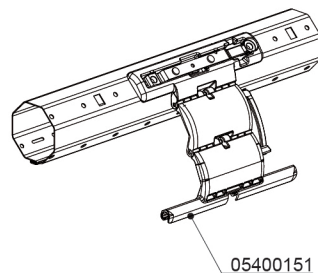
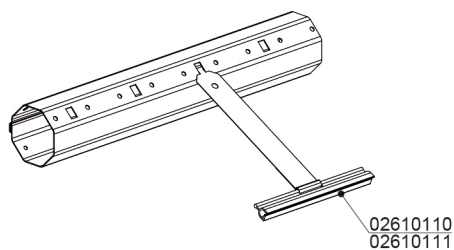
Roller shutter profile  
A52 without light gaps



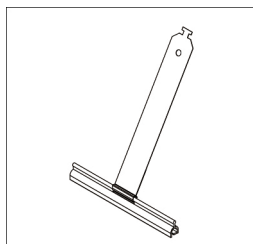
Article No.	Color	Sales representative
02610158_0003	beige	24 x 6 LM
02610158_7016	anthracite-grey	24 x 6 LM
02610158_7035	light grey	24 x 6 LM
02610158_7038	agate grey	24 x 6 LM
02610158_8077	dark brown	24 x 6 LM
02610158_9006	white-aluminium	24 x 6 LM
02610158_9007	grey-aluminium	24 x 6 LM
02610158_9016	normal white	24 x 6 LM
02610158_DB703	anthracite iron mica	24 x 6 LM



## 32. Blind - mountings

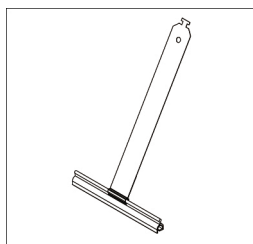


Safety and fixing spring  
Length 123mm



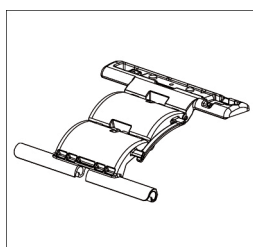
Article No.	Color	Sales representative
02610110	white	250 STK

Safety and fixing spring  
Length 158mm



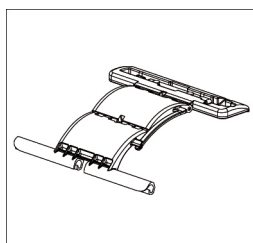
Article No.	Color	Sales representative
02610111	white	250 STK

Snap-on shaft connector  
SW40, 2-part, fixed



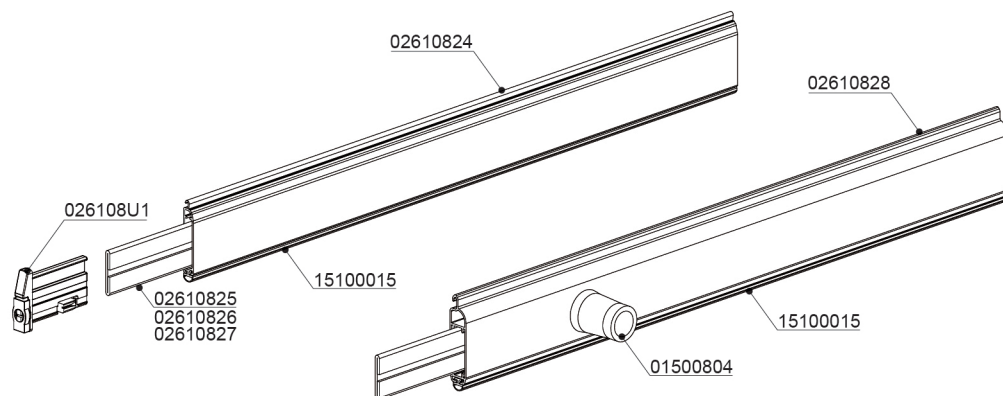
Article No.	Color	Sales representative
05400151	Black	250 STK

Snap-on shaft connector  
SW60, 2-part, fixed

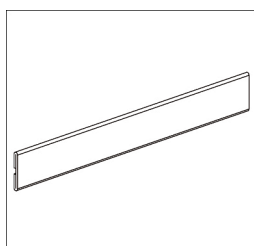


Article No.	Color	Sales representative
05400152	Black	250 STK

### 33. Blind - end rod weights

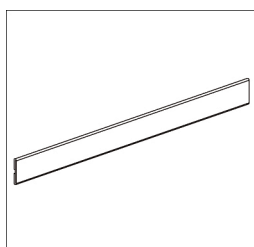


Bottom weight  
25x3x200mm folded



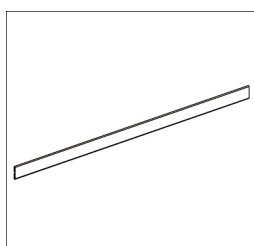
Article No.	Color	Sales representative
02610825	Galvanized	100 STK

Bottom weight  
25x3x300mm folded



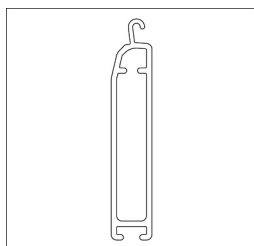
Article No.	Color	Sales representative
02610826	Galvanized	100 STK

Bottom weight  
25x3x600mm folded



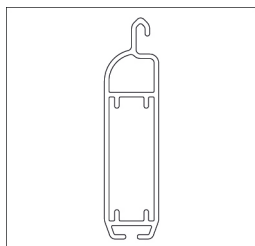
Article No.	Color	Sales representative
02610827	Galvanized	30 STK

End rod for roller shutter curtain  
A37, K37 with groove for sealing profile



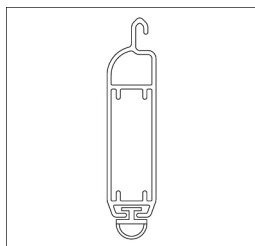
Article No.	Color	Sales representative
02610824_7016	anthracite-grey	10 x 6 LM
02610824_8077	dark brown	10 x 6 LM
02610824_9006	white-aluminium	10 x 6 LM
02610824_9016	normal white	10 x 6 LM
02610824_BL	blank	10 x 6 LM
02610824_C0	naturally anodised E6-EV1	10 x 6 LM
02610824_ELOX	Special color anodized	1 x 6 LM
02610824_SOFA	Special color powder-coated	1 x 6 LM

End rod for roller shutter curtain  
A52, K52, with groove for sealing profile



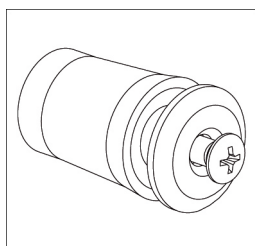
Article No.	Color	Sales representative
02610828_BL	blank	10 x 6 LM
02610828_ELOX	Special color anodized	1 x 6 LM
02610828_SOFA	Special color powder-coated	1 x 6 LM

End rod for roller shutter curtain  
A52, K52, with sealing profile



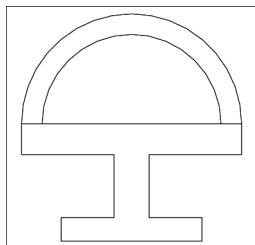
Article No.	Color	Sales representative
02610828_7016-007	anthracite-grey	10 x 6 LM
02610828_8077-007	dark brown	10 x 6 LM
02610828_9006-007	white-aluminium	10 x 6 LM
02610828_9016-007	normal white	10 x 6 LM
02610828_C0-007	naturally anodised E6-EV1	10 x 6 LM

Limit stop  
28mm



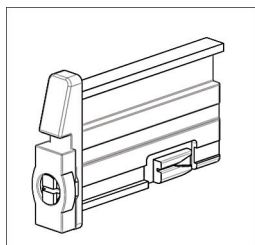
Article No.	Color	Sales representative
01500804_9016	white	100 STK

Sealing profile  
Width of the holder insert 4.8mm x height 7.75mm



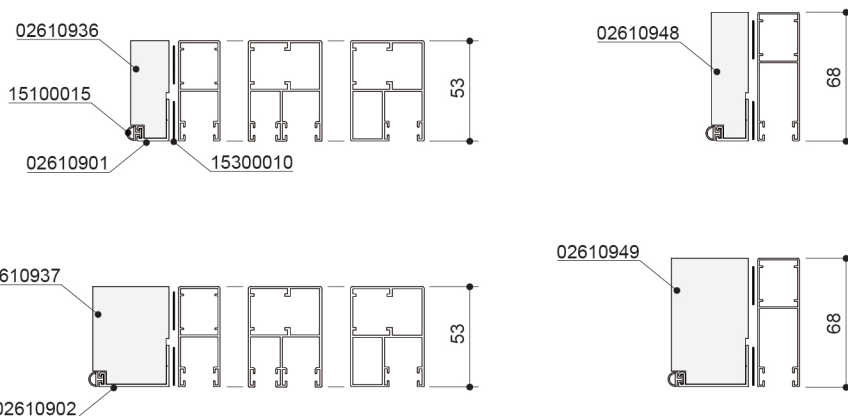
Article No.	Color	Sales representative
15100015_9005	Black	1 x 500 LM

Stopper  
for end rod, pivotable

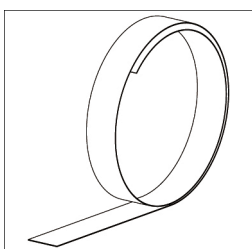


Article No.	Color	Sales representative
026108U1	Black	500 STK

## 34. Insulations - single guide rail

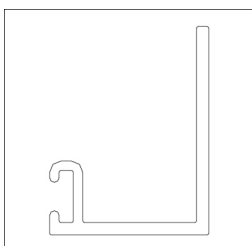


Adhesive tape  
20mm, acrylate, double-sided



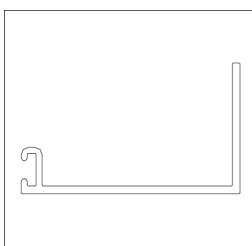
Article No.	Color	Sales representative
15300010		1 x 50 LM

Covering profile  
for insulation 20mm



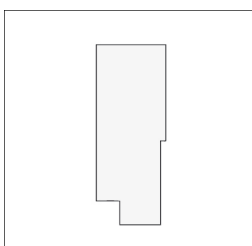
Article No.	Color	Sales representative
02610901_8077	dark brown	5 x 6 LM
02610901_9006	white-aluminium	5 x 6 LM
02610901_9016	normal white	5 x 6 LM
02610901_BL	blank	5 x 6 LM
02610901_SOFA	Special color powder-coated	1 x 6 LM

Covering profile  
for insulation 40mm



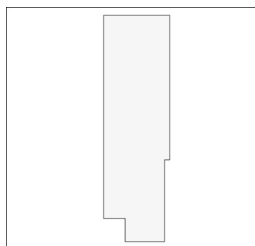
Article No.	Color	Sales representative
02610902_8077	dark brown	5 x 6 LM
02610902_9006	white-aluminium	5 x 6 LM
02610902_9016	normal white	5 x 6 LM
02610902_BL	blank	5 x 6 LM
02610902_SOFA	Special color powder-coated	1 x 6 LM

Insulation profile  
20mm for 53mm guide rail, EPS 30



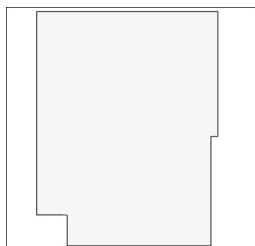
Article No.	Color	Sales representative
02610936	Grey	1 x 2 LM

Insulation profile  
20mm for 68mm guide rail, EPS 30



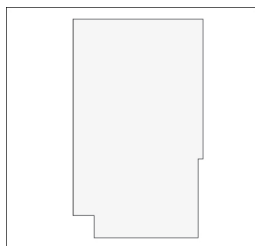
Article No.	Color	Sales representative
02610948	Grey	36 x 2 LM

Insulation profile  
40mm for 53mm guide rail, EPS 30



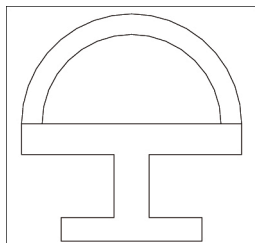
Article No.	Color	Sales representative
02610937	Grey	6 x 2 LM

Insulation profile  
40mm for 68mm guide rail, EPS 30



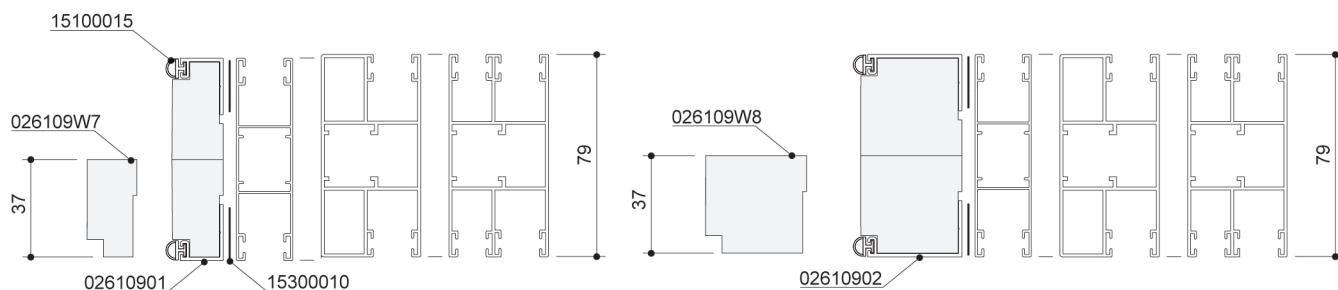
Article No.	Color	Sales representative
02610949	Grey	24 x 2 LM

Sealing profile  
Width of the holder insert 4.8mm x height 7.75mm



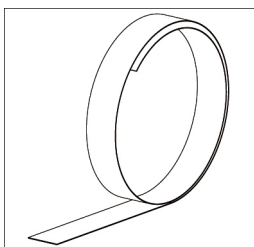
Article No.	Color	Sales representative
15100015_9005	Black	1 x 500 LM

## 35. Insulations - double guide rail



### Adhesive tape

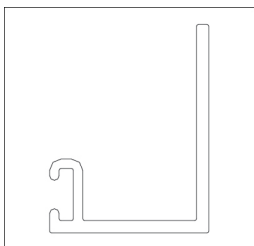
20mm, acrylate, double-sided



Article No.	Color	Sales representative
15300010		1 x 50 LM

### Covering profile

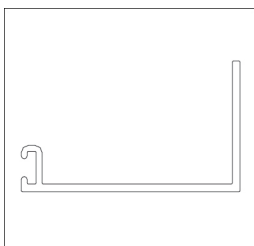
for insulation 20mm



Article No.	Color	Sales representative
02610901_8077	dark brown	5 x 6 LM
02610901_9006	white-aluminium	5 x 6 LM
02610901_9016	normal white	5 x 6 LM
02610901_BL	blank	5 x 6 LM
02610901_SOFA	Special color powder-coated	1 x 6 LM

### Covering profile

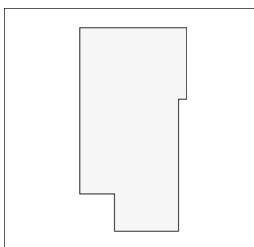
for insulation 40mm



Article No.	Color	Sales representative
02610902_8077	dark brown	5 x 6 LM
02610902_9006	white-aluminium	5 x 6 LM
02610902_9016	normal white	5 x 6 LM
02610902_BL	blank	5 x 6 LM
02610902_SOFA	Special color powder-coated	1 x 6 LM

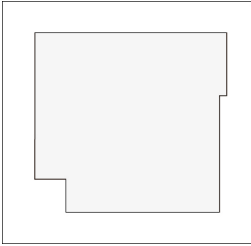
### Insulation profile

37x20 - material EPS 30



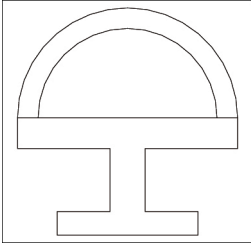
Article No.	Color	Sales representative
026109W7	Grey	12 x 2 LM

Insulation profile  
37x40 - material EPS 30



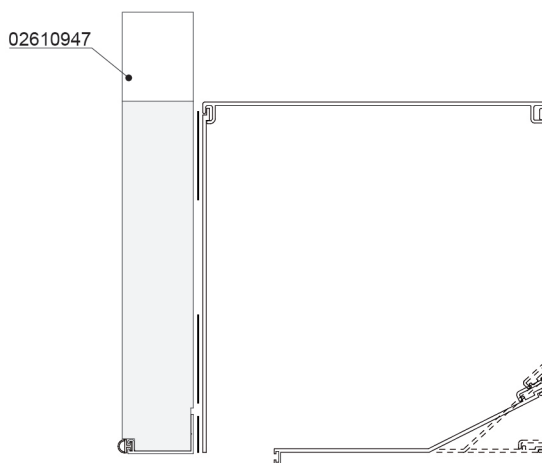
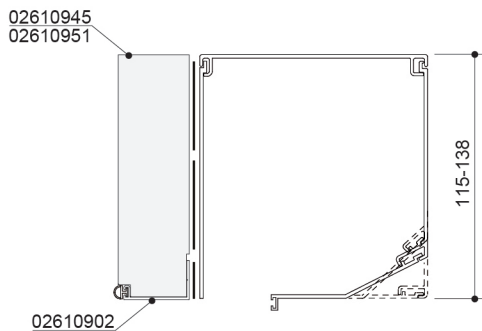
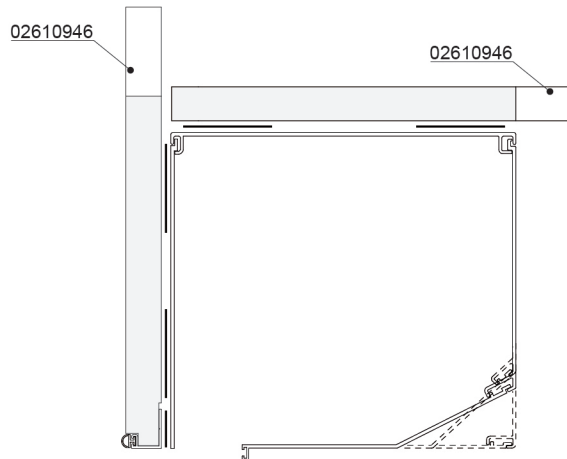
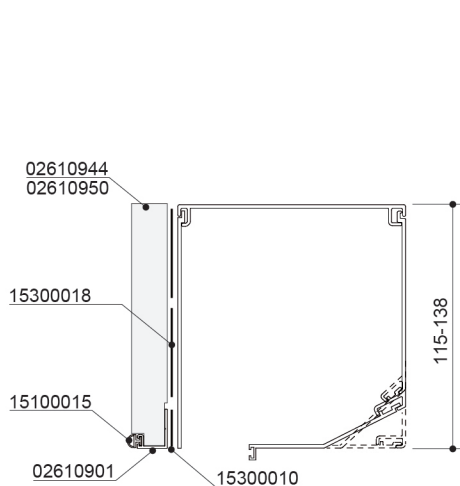
Article No.	Color	Sales representative
026109W8	Grey	6 x 2 LM

Sealing profile  
Width of the holder insert 4.8mm x height 7.75mm

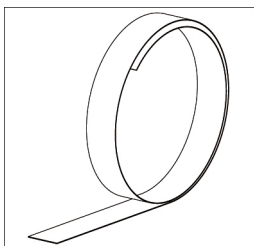


Article No.	Color	Sales representative
15100015_9005	Black	1 x 500 LM

# 36. Insulations - box

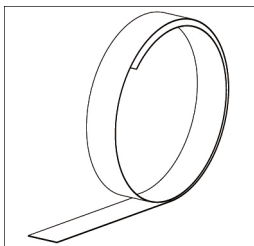


Adhesive tape  
20mm, acrylate, double-sided



Article No.	Color	Sales representative
15300010		1 x 50 LM

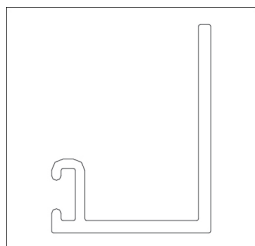
Adhesive tape  
50mm, double-sided ASTORcryl 11347-4



Article No.	Color	Sales representative
15300018		24 x 100 LM

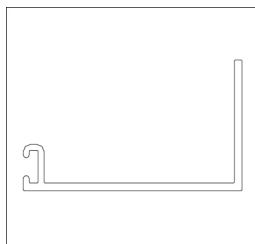


Covering profile  
for insulation 20mm



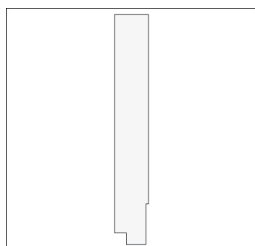
Article No.	Color	Sales representative
02610901_8077	dark brown	5 x 6 LM
02610901_9006	white-aluminium	5 x 6 LM
02610901_9016	normal white	5 x 6 LM
02610901_BL	blank	5 x 6 LM
02610901_SOFA	Special color powder-coated	1 x 6 LM

Covering profile  
for insulation 40mm



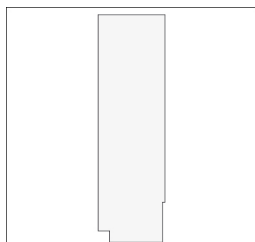
Article No.	Color	Sales representative
02610902_8077	dark brown	5 x 6 LM
02610902_9006	white-aluminium	5 x 6 LM
02610902_9016	normal white	5 x 6 LM
02610902_BL	blank	5 x 6 LM
02610902_SOFA	Special color powder-coated	1 x 6 LM

Insulation profile  
136x20mm - material EPS 30



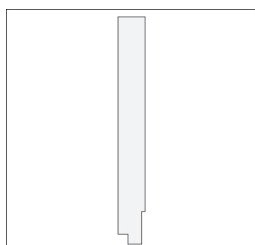
Article No.	Color	Sales representative
02610944	Grey	1 x 2 LM

Insulation profile  
136x40mm - material EPS 30



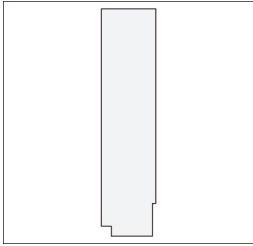
Article No.	Color	Sales representative
02610945	Grey	10 x 2 LM

Insulation profile  
167x20mm - material EPS 30



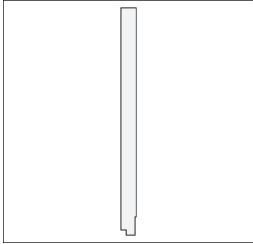
Article No.	Color	Sales representative
02610950	Grey	6 x 2 LM

Insulation profile  
167x40mm - material EPS 30



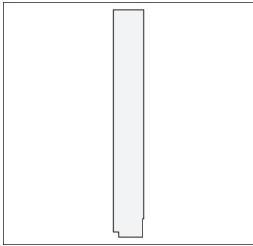
Article No.	Color	Sales representative
02610951	Grey	6 x 2 LM

Insulation profile  
300x20mm - material EPS 30



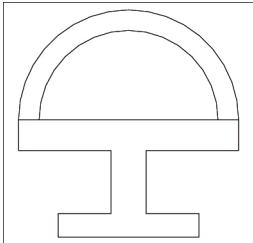
Article No.	Color	Sales representative
02610946	Grey	24 x 2 LM

Insulation profile  
300x40mm - material EPS 30



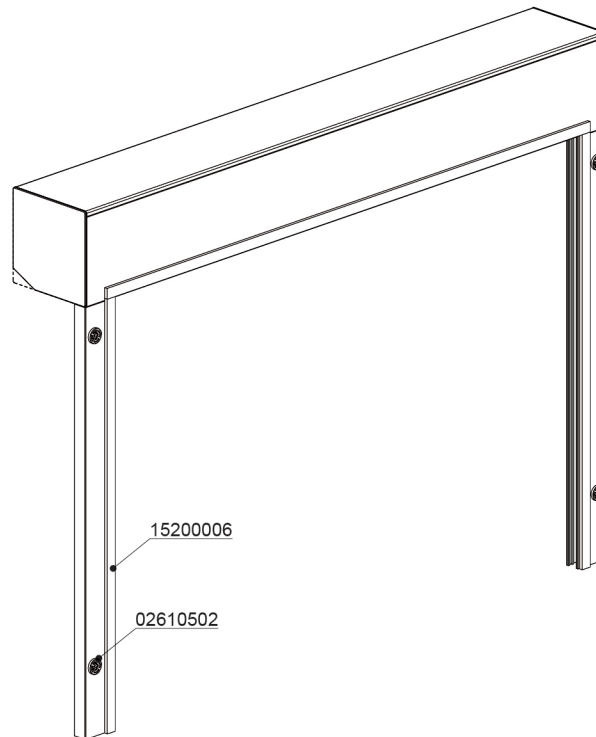
Article No.	Color	Sales representative
02610947	Grey	24 x 2 LM

Sealing profile  
Width of the holder insert 4.8mm x height 7.75mm

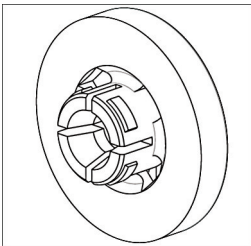


Article No.	Color	Sales representative
15100015_9005	Black	1 x 500 LM

## 37. Insulations - Isotherm

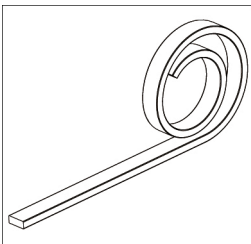


Mounting clip  
Isotherm



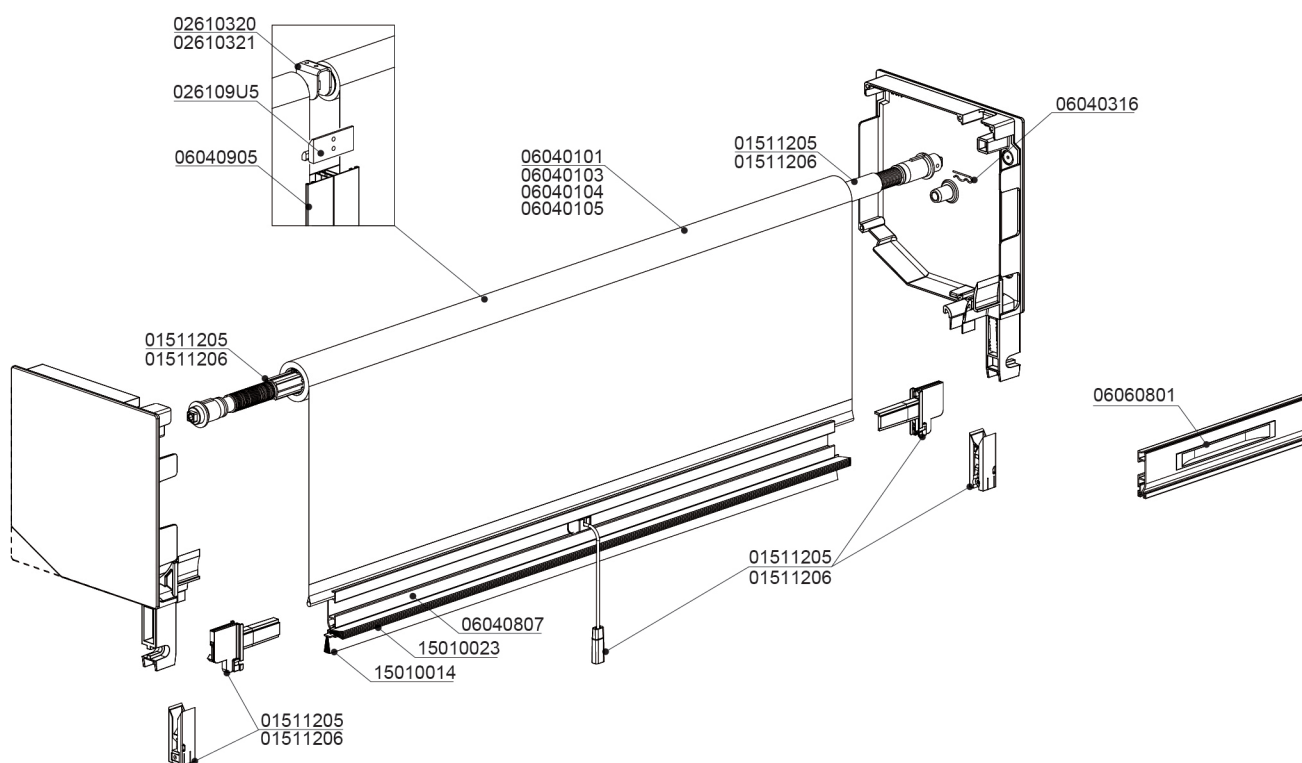
Article No.	Color	Sales representative
02610502	Black	250 STK

Sealing tape  
10x4mm, EPDM, self-adhesive



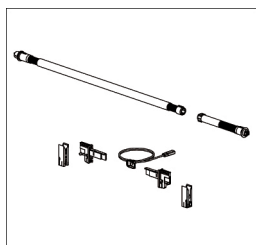
Article No.	Color	Sales representative
15200006	Black	1 x 10 LM

## 38. Insect roller blind integrated



Accessory kit for insect roller screen


Square bearing, long spring mechanism, aluminium rail



Article No.	Color	Sales representative
01511205		1 STK

Accessory kit for insect roller screen

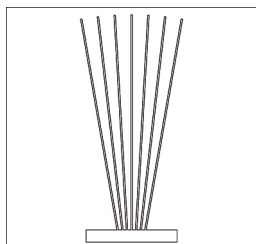
Square bearing, short spring mechanism, aluminium rail



Article No.	Color	Sales representative
01511206		1 STK

Brush

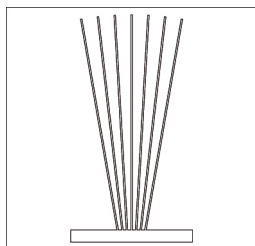
Width of the holder insert 5.0mm x height 15mm



Article No.	Color	Sales representative
15010023_9005	Black	1 x 125 LM
15010023_9006	Grey	1 x 125 LM

Brush

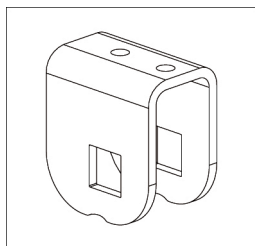
Width of the holder insert 6.7mm x height 15mm



Article No.	Color	Sales representative
15010014_9005	Black	1 x 100 LM
15010014_9006	Grey	1 x 100 LM

Centre bearing

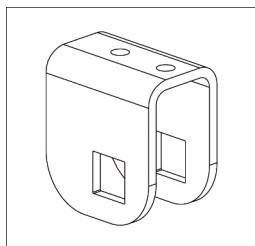
for insect screen, box size 13XL



Article No.	Color	Sales representative
02610321	blank	10 STK

Centre bearing

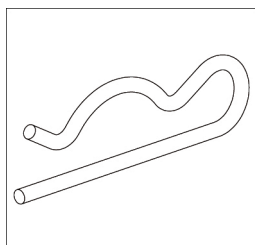
for insect screen, box size 16-20



Article No.	Color	Sales representative
02610320	blank	10 STK

Clip connector

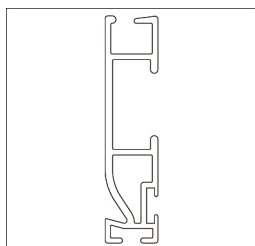
ø1,2x26mm



Article No.	Color	Sales representative
06040316	blank A2	1000 STK

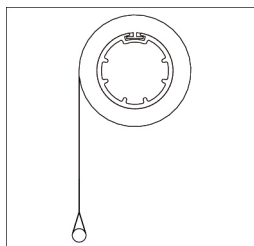
End rod

40x9 for insect roller blind



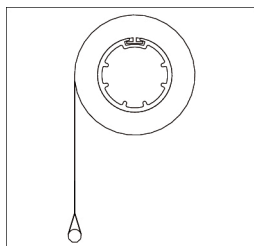
Article No.	Color	Sales representative
06040807_7016	anthracite-grey	10 x 6 LM
06040807_8077	dark brown	10 x 6 LM
06040807_9006	white-aluminium	10 x 6 LM
06040807_9016	normal white	10 x 6 LM
06040807_BL	blank	10 x 6 LM
06040807_C0	naturally anodised E6-EV1	10 x 6 LM
06040807_SOFA	Special color powder-coated	1 x 6 LM

Insect screen fabric  
Height 1800mm on shaft ø23



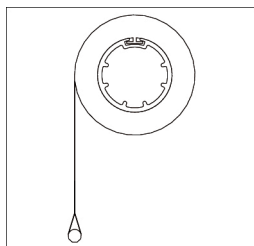
Article No.	Color	Sales representative
06040101_9005	Black	12 x 6 LM
06040101_9006	Grey	12 x 6 LM

Insect screen fabric  
Height 2500mm on shaft ø23



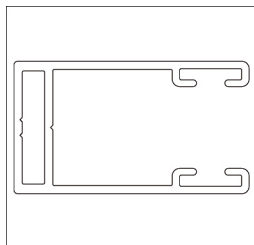
Article No.	Color	Sales representative
06040104_9005	Black	10 x 6 LM
06040104_9006	Grey	10 x 6 LM

Insect screen fabric VistaScreen  
Height 2600mm on shaft ø23



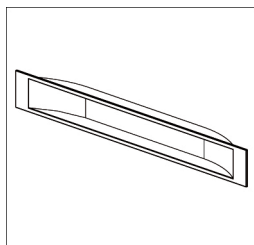
Article No.	Color	Sales representative
06040105_9005	Black	10 x 6 LM

Insect screen guide rail  
31x18mm - single, without brush and keder



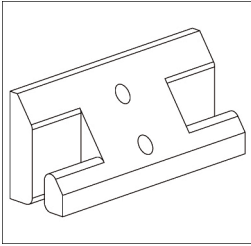
Article No.	Color	Sales representative
06040905_8077	dark brown	10 x 6 LM
06040905_9006	white-aluminium	10 x 6 LM
06040905_9016	normal white	10 x 6 LM
06040905_BL	blank	10 x 6 LM
06040905_SOFA	Special color powder-coated	1 x 6 LM

Inset type handle  
115x14mm



Article No.	Color	Sales representative
06060801_9005	Black	10 STK
06060801_9016	white	10 STK

Stopper  
centrally divided for insect screen



Article No.	Color	Sales representative
026109U5	Black	50 STK

# Assembly Instructions nova front-mounted roller shutter

## General notes

The working steps described in these assembly instructions are to be understood as a proposal only, and exemplary show one possibility to assemble a nova front-mounted roller shutter. The working steps are not mandatory!  
The illustrations shown are only examples. These instructions apply for other types of roller shutters too!

## Legal notes

The graphs and texts of these instructions were carefully prepared. We cannot be held liable for any errors and their potential consequences! Subject to technical modifications to the product and to these instructions! These instructions include copyrighted information. All rights reserved! The listed product or brand names are trademarks of the respective owners.

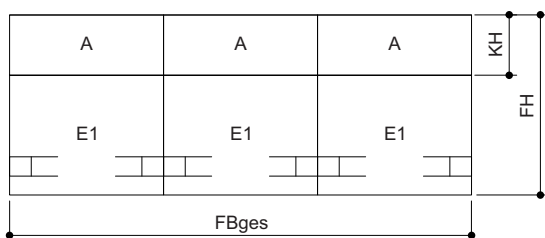
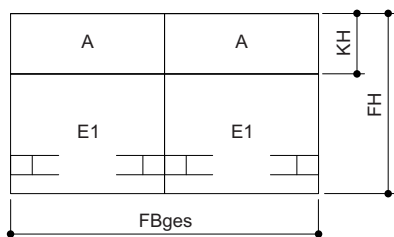
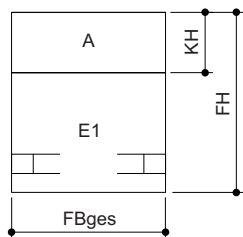




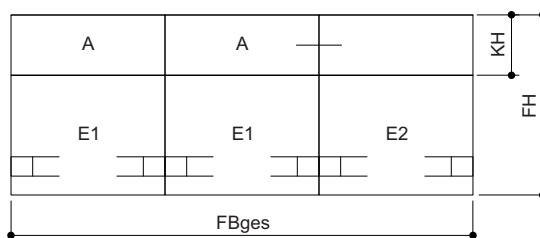
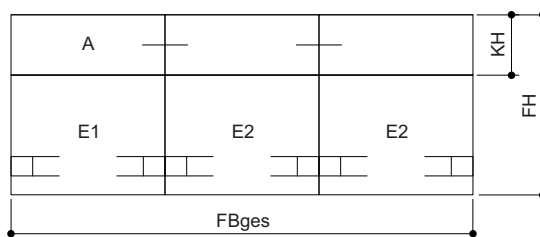
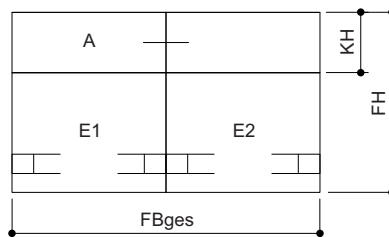
# Cutting dimensions

Combination with single guide rail

without linkage



with linkage



## Legend

- A Drive position
- FBges Entire complete width (FB1+FB2...)
- FH Complete height
- KH Box height

## Note

Illustration seen from the inside

## Table specifying the box sizes

Box size KG	Box height KH
13	139mm
13X	139mm
16	169mm
16X	169mm
18	185mm
20	209mm

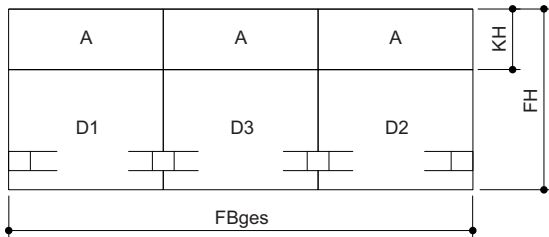
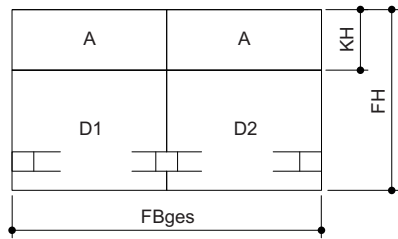
# Cutting dimensions

Combination with single guide rail

Profile	Design	Cutting dimension	
		E1	E2
Top boards			FBges - 6
Covering profile for insulation of the box			FBges - 6
Plaster base			FBges
Box end profile			FBges
Box overinsulation rear/top			FBges
Minimum blind height			FH - KH
Roller shutter profile	K37, K52		FBx - 62
	A37 (deduction for locking devices)		FBx - 70
	A52 (deduction for locking devices)		FBx - 72
End rod	A37, K37		FBx - 76
	A52, K52		FBx - 62
Octagon steel shaft SW40	Cord operation	FB1 - 90	FB2 - 100
	Lift tape	FB1 - 100	FB2 - 100
	Lift tape gear	FB1 - 85	FB2 - 100
	Crank handle	FB1 - 81	FB2 - 100
	Motor Somfy	FB1 - 73	FB2 - 100
	Drive system on the outside (lift tape/crank handle)	FB1 - 99	FB2 - 100
	Motor elero		FB1 - 75
Octagon shaft SW60	Belt (only with K52, A52)	FB1 - 107	FB2 - 105
	Crank (only with A52)	FB1 - 84	FB2 - 105
	Motor standard design	FB1 - 82	FB2 - 105
	Motor emergency crank handle	FB1 - 85	FB2 - 105
	Cap for tubes for short motor	FB1 - 72	
Insect roller screen	Shaft with fabric		FBx - 66
	End rod Easy-Click		FBx - 115
guide rail	without end cap		FHx - KH
	with end cap		FHx - KH - 6
	Toggle catch fixed component		250
	Toggle catch		FHx - KH - 271
	Insect screen with toggle catch		FHx - KH - 22
Covering profile and insulation profile for insulating the guide rail			FHx - KH
Covering profile round	22 mm deep guide rail without end cap		Length Guide rail
	39 mm deep guide rail with end cap		Length Guide rail
	22 mm deep guide rail with end cap		Length of the guide rail +6
	39 mm deep guide rail without end cap		Length of the guide rail -6
Forn tube	Toggle catch		FBx - 106

# Cutting dimensions

Combination with double guide rail without linkage



## Legend

- A Drive position
- FBges Entire complete width (FB1+FB2...)
- FH Complete height
- KH Box height

## Table specifying the box sizes

Box size KG	Box height KH
13	139mm
13X	139mm
16	169mm
16X	169mm
18	185mm
20	209mm

## Note

Illustration seen from the inside  
The end cap in the centre is always a left end cap.

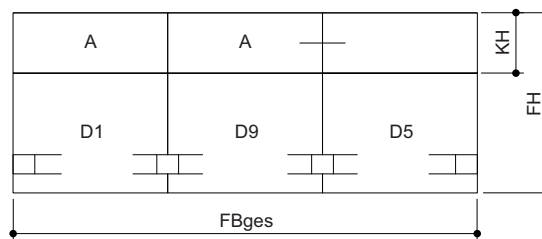
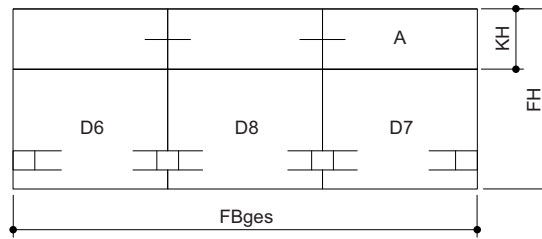
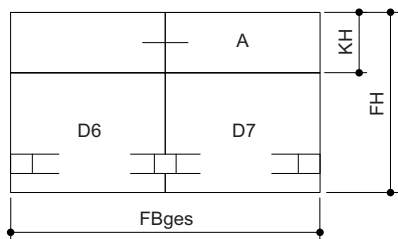
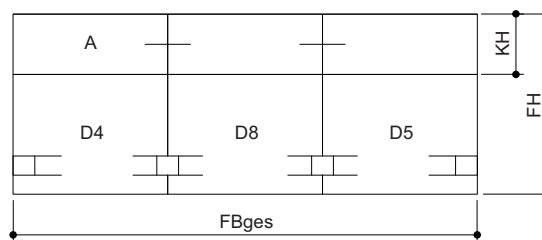
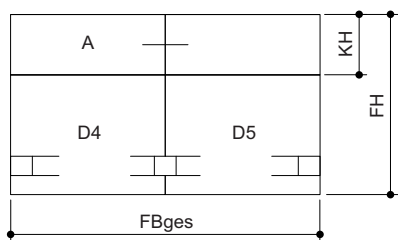
# Cutting dimensions

Combination with double guide rail without linkage

Profile	Design	Cutting dimension		
		D1	D2	D3
Top boards			FBges - 6	
Covering profile for box insulation			FBges - 6	
Plaster base			FBges	
Box end profile			FBges	
Box insulation rear/top			FBges	
Minimum blind height			FH - KH	
Roller shutter profile	K37, K52	FB1 - 49	FB2 - 49	FB3 - 36
	A37 (deduction for locking devices)	FB1 - 57	FB2 - 57	FB3 - 44
	A52 (deduction for locking devices)	FB1 - 59	FB2 - 59	FB3 - 46
End rod	A37, K37	FB1 - 63	FB2 - 63	FB3 - 50
	A52, K52	FB1 - 49	FB2 - 49	FB3 - 36
Octagon steel shaft SW40	Cord operation	FB1 - 101	FB2 - 76	FB3 - 87
	Lift tape	FB1 - 111	FB2 - 86	FB3 - 97
	Lift tape gear	FB1 - 96	FB2 - 71	FB3 - 82
	Crank handle	FB1 - 92	FB2 - 67	FB3 - 78
	Motor Somfy	FB1 - 84	FB2 - 59	FB3 - 70
	Motor elero	FB1 - 86	FB2 - 61	FB3 - 72
Octagon steel shaft SW60	Belt (only with K52, A52)	FB1 - 118	FB2 - 93	FB3 - 104
	Crank (only with A52)	FB1 - 95	FB2 - 70	FB3 - 81
	Motor standard design	FB1 - 93	FB2 - 68	FB3 - 79
	Motor emergency crank handle	FB1 - 96	FB2 - 71	FB3 - 82
Insect roller screen	Shaft with fabric	FB1 - 56	FB2 - 52	FB3 - 42
	End rod Easy-Click	FB1 - 102	FB2 - 102	FB3 - 88
guide rail	without end cap		FHx - KH	
	with end cap		FHx - KH -6	
Covering profile and insulation profile for insulating the guide rail			FHx - KH	
Covering profile round	22 mm deep guide rail without end cap		Length Guide rail	
	39 mm deep guide rail with end cap		Length Guide rail	
	22 mm deep guide rail with end cap		Length of the guide rail +6	
	39 mm deep guide rail without end cap		Length of the guide rail -6	

# Cutting dimensions

Combination with double guide rail with linkage



## Legend

- A Drive position
- FBges Entire complete width (FB1+FB2...)
- FH Complete height
- KH Box height

## Table specifying the box sizes

Box size KG	Box height KH
13	139mm
13X	139mm
16	169mm
16X	169mm
18	185mm
20	209mm

## Note

Illustration seen from the inside  
The end cap in the centre is always a left end cap.

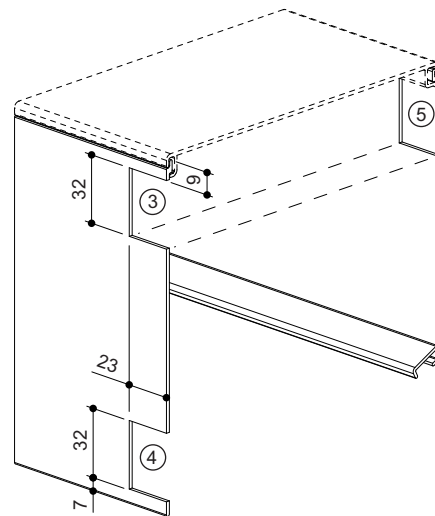
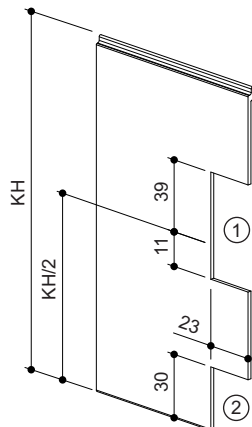
# Cutting dimensions

Combination with double guide rail with linkage

Profile	Design	Cutting dimensions					
		D4	D5	D6	D7	D8	D9
Top boards						FBges - 6	
Covering profile for box insulation						FBges - 6	
Plaster base						FBges	
Box end profile						FBges	
Box insulation rear/top						FBges	
Minimum blind height						FH - KH	
Roller shutter profile	K37, K52	FB4 - 49	FB5 - 49	FB6 - 49	FB7 - 49	FB8 - 36	FB9 - 36
	A37 (deduction for locking devices)	FB4 - 57	FB5 - 57	FB6 - 57	FB7 - 57	FB8 - 44	FB9 - 44
	A52 (deduction for locking devices)	FB4 - 59	FB5 - 59	FB6 - 59	FB7 - 59	FB8 - 46	FB9 - 46
End rod	K37, A37	FB4 - 63	FB5 - 63	FB6 - 63	FB7 - 63	FB8 - 50	FB9 - 50
Octagon steel shaft SW40	Cord operation	FB4 - 71	FB5 - 86	FB6 - 81	FB7 - 76	FB8 - 67	FB9 - 57
	Lift tape	FB4 - 81	FB5 - 86	FB6 - 81	FB7 - 86	FB8 - 67	FB9 - 67
	Lift tape gear	FB4 - 66	FB5 - 86	FB6 - 81	FB7 - 71	FB8 - 67	FB9 - 52
	Crank handle	FB4 - 62	FB5 - 86	FB6 - 81	FB7 - 67	FB8 - 67	FB9 - 48
	Motor Somfy	FB4 - 54	FB5 - 86	FB6 - 81	FB7 - 59	FB8 - 67	FB9 - 40
	Motor elero	FB4 - 56	FB5 - 86	FB6 - 81	FB7 - 61	FB8 - 67	FB9 - 42
Octagon steel shaft SW60	Belt (only with K52, A52)	FB4 - 88	FB5 - 91	FB6 - 86	FB7 - 93	FB8 - 61	FB9 - 74
	Crank (only with A52)	FB4 - 65	FB5 - 91	FB6 - 86	FB7 - 70	FB8 - 61	FB9 - 51
	Motor standard design	FB4 - 63	FB5 - 91	FB6 - 86	FB7 - 68	FB8 - 61	FB9 - 49
	Motor emergency crank handle	FB4 - 66	FB5 - 91	FB6 - 86	FB7 - 71	FB8 - 61	FB9 - 52
guide rail	without end cap					FHx - KH	
	with end cap					FHx - KH - 6	
Covering profile and insulation profile for insulating the guide rail						FHx - KH	
Covering profile round	22 mm deep guide rail without end cap					Length Guide rail	
	39 mm deep guide rail with end cap					Length Guide rail	
	22 mm deep guide rail with end cap					Length of the guide rail +6	
	39 mm deep guide rail without end cap					Length of the guide rail -6	

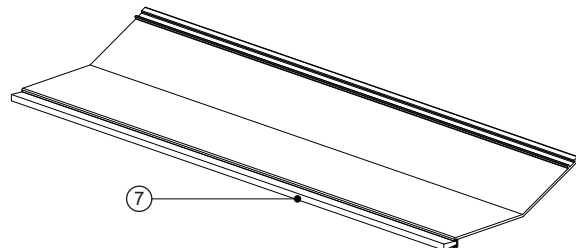
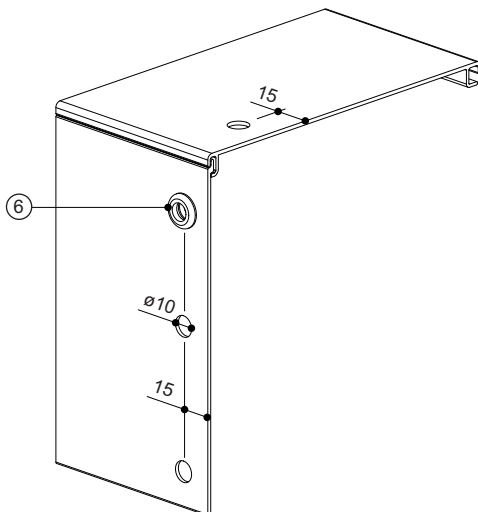
# Prefabrication of top boards

## Extruded top boards



**Recess area for drive system** at the rear side of the top board profile

**Recess area for drive system** at the rear side of the top board profile or at the front side of the top board profile



Bore the hole for the **motor cable exit** at the desired position and provide it with a cable duct.

Insert the **box sealing brush** into the groove for the brush insert at the inspection cover

### Legend

- ① Crank handle exit horizontal
- ② Lift tape/cord exit standard design  
Crank handle exit diagonal
- ③ Lift tape exit Pendomatik at the top  
Cord exit at the top
- ④ Lift tape exit Pendomatik at the bottom, Pendomatik laterally at the bottom or lift tape exit horizontal
- ⑤ Lift tape/cord exit at the front
- ⑥ Cable duct (for borehole  $\varnothing 10$ )
- ⑦ Box sealing brush

### Note

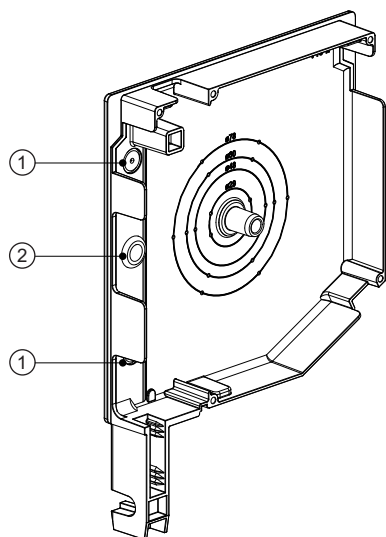
Please observe the drive side!



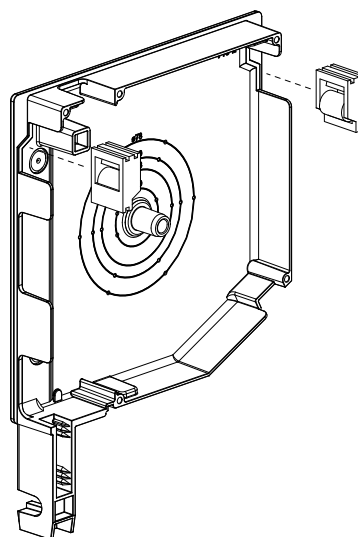


# Prefabrication of end caps

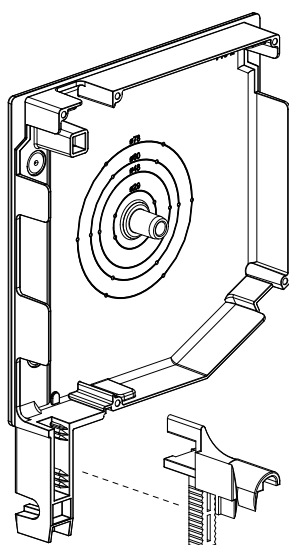
Standard designs



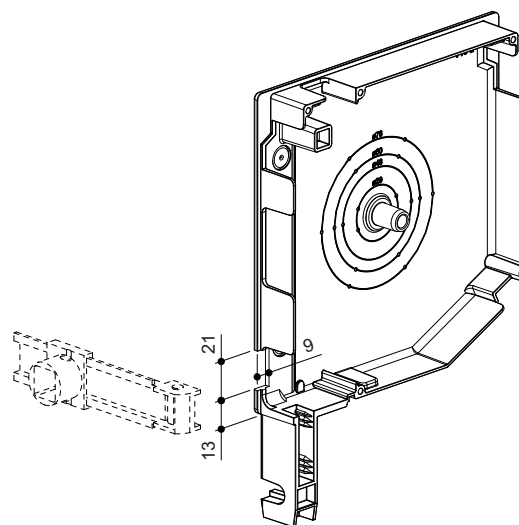
Bore the hole for the **motor cable exit** at the desired position and provide it with a cable duct.



Insert the **tape guidance** into the end cap.



Push the **entry guide** (depending on guide rail and blind type) into the side cover or drive it in using a hammer



### Tape exit deflector system

Remove material according to dimensioning

### Legend

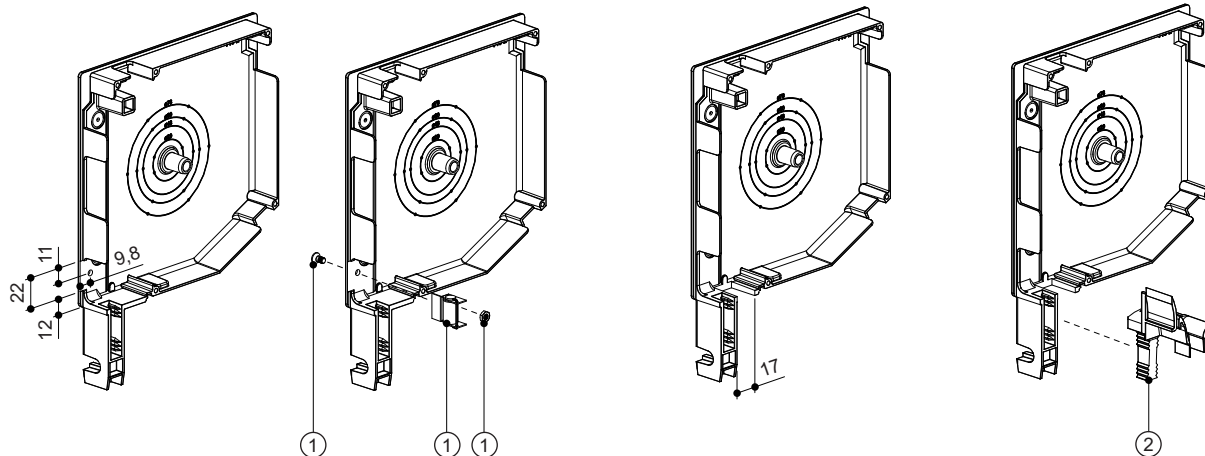
- ① Predetermined breaking point cable breakthrough
- ② Cable duct (for borehole  $\varnothing 10$ )

### Note

Please observe the drive side!

# Prefabrication of end caps

Standard designs

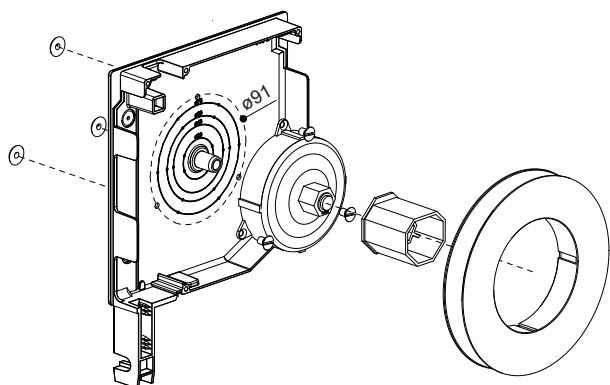


**Pendomatik at the bottom (or laterally at the bottom):**

Remove the material according to the dimensioning and screw the tape guidance and the end cap together

**Tape exit via guide rail:**

Remove the material according to the dimensioning and fix the entry guide



**Legend**

- ① Tape guidance incl. mounting material
- ② Entry guide with roll

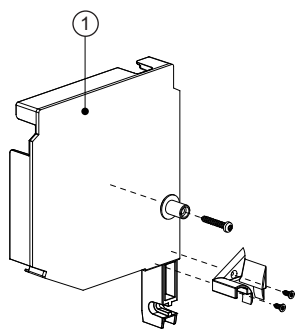
**Notes**

- Please observe the drive side
- Tape exit via guide rail only possible with "guide rail 53x39mm open"
- Lift tape gear only available with a box size exceeding KG16

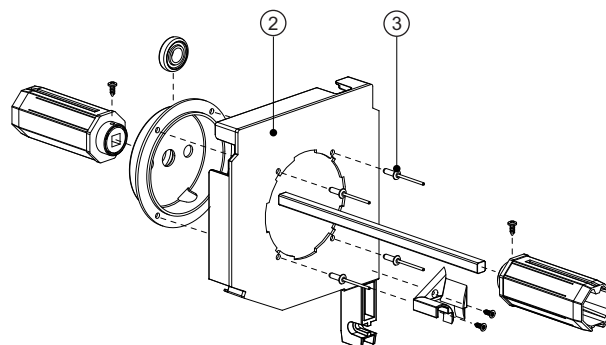
Finish the end cap according to sketch and fix the lift tape gear

# Prefabrication of end caps

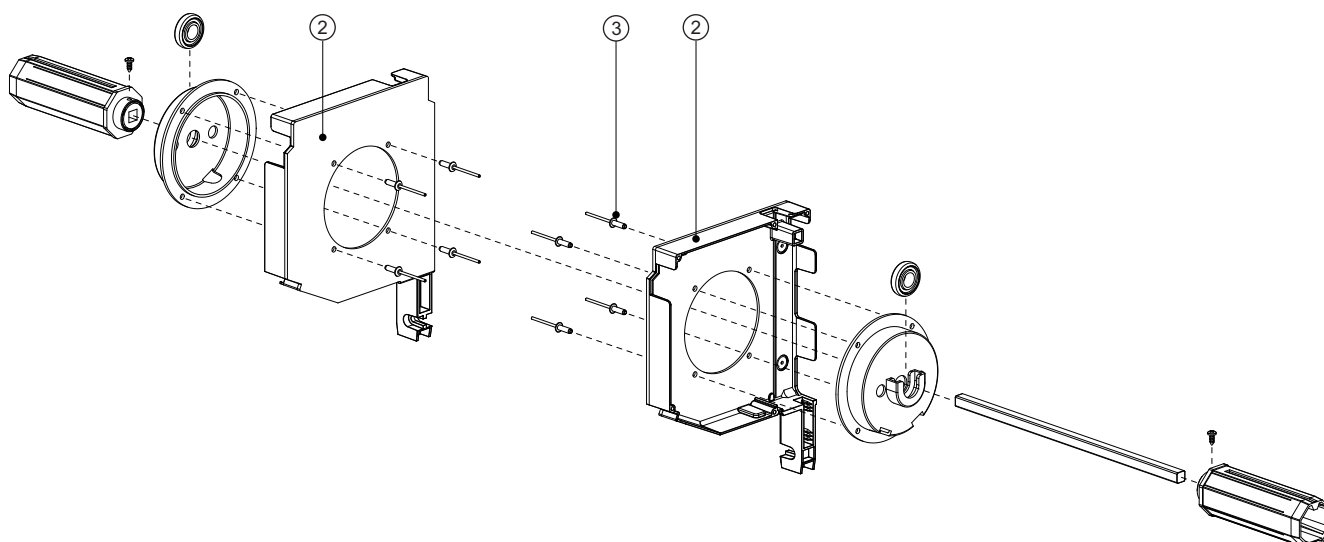
## Centric end caps



**Centric end cap for combination with double guide rail;** screw the centre bearing and entry guide to the end cap



**Linkage element for combination with double guide rail;** screw the centric entry guide to the end cap, rivet the bearing holder with the end cap, assemble the tube coupler



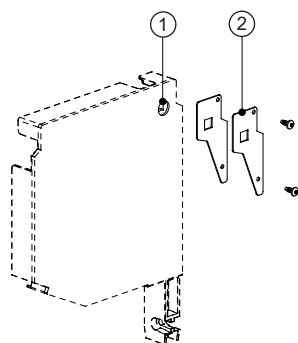
**Linkage element for combination with single guide rails;** rivet the bearing holders with the end caps, assemble the tube coupler

### Legend

- ① End cap without edge
- ② End cap without edge with cut-out  $\varnothing 85$
- ③ DIN7337A 04x12 Blind rivet AL/VZ

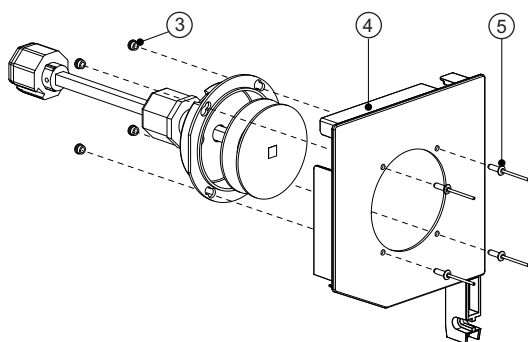
# Prefabrication of end caps

## Centric end caps

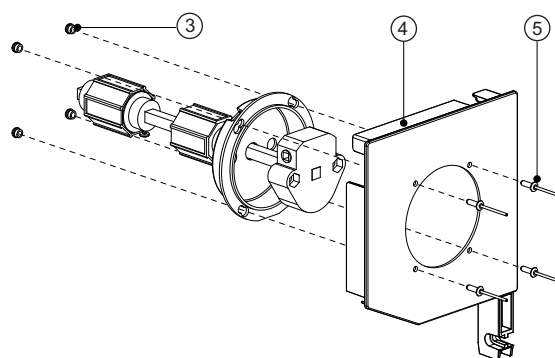


**Centric end cap for insect screen with double guide rail; drill a hole into the outer surface of the end cap at the place of the square pin, and screw the holding devices for the insect screen shaft and the end cap together**

## Drive systems on the outside



Rivet the locking sleeves with the end cap, lock the **tape pulley on the outside** in the locking sleeves



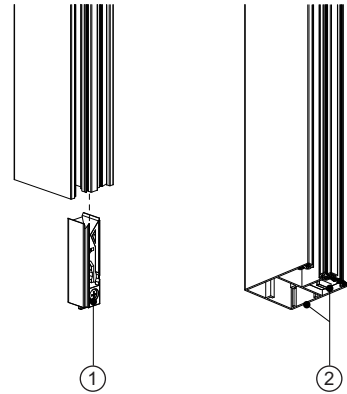
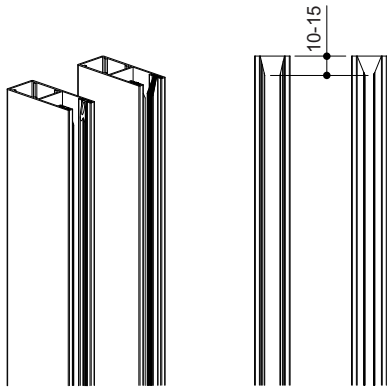
Rivet the locking sleeves with the end cap, lock the **worm wheel gear on the outside** in the locking sleeves

### Legend

- ① Borehole  $\varnothing 12/6$ mm deep
- ② 2 units Holding device for insect screen shaft  
KG13XL: 02610318  
KG16-20: 02610319
- ③ Locking sleeve
- ④ End cap with cut-out  $\varnothing 85$
- ⑤ DIN7337A 04x12 Blind rivet AL/VZ

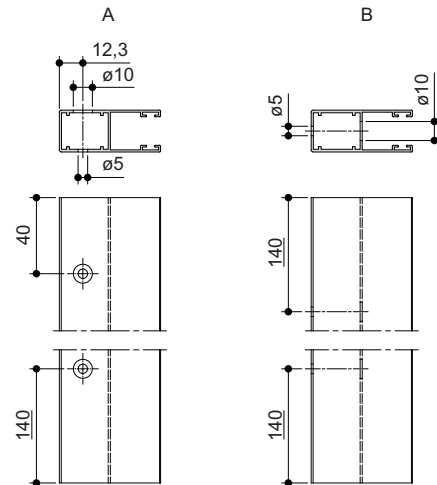
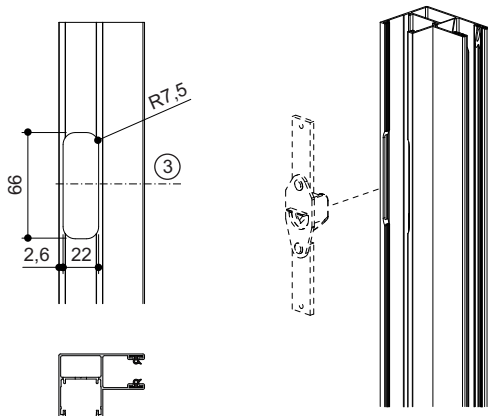
# Prefabrication of guide rails

## Standard designs



**Brush or keder** to be cut at the upper side of the guide rail **diagonally** as per dimensioning

Insert the **Easy-Click end cap** (locking) towards the lower edge of the guide rail flush into the guiding groove of the insect screen and clamp the locking screw



### Tape exit via guide rail:

Finish the guide rail in the area of the exit as per sketch

**Bores of guide rails** depending on mounting direction, number of bores according to table

Length	from [mm]	1401	2601	
	to [mm]	1400	2600	4000
Number of boreholes	unit(s)/GR	2	3	4

### Legend

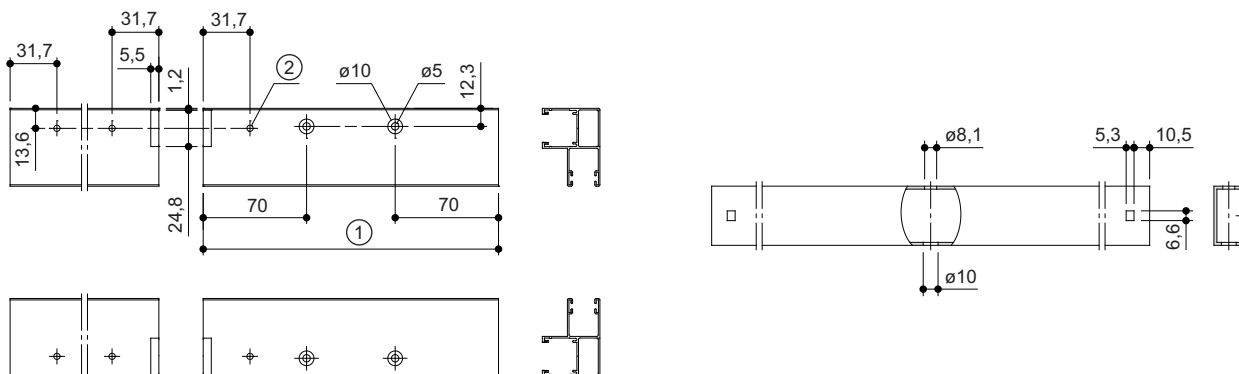
- ① Locking screw for end cap
- ② End cap must be flush with the lower edge of the guide rail
- ③ Position of the tape exit
- A** Installation from the front (standard)
- B** Installation laterally

### Note

Please observe the drive side!

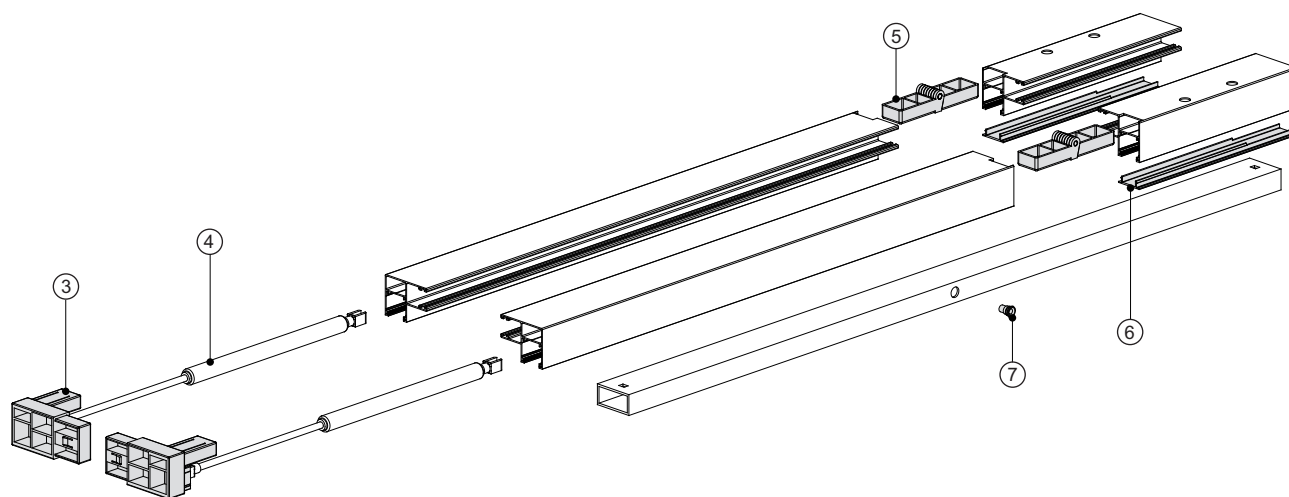
# Prefabrication of guide rails

## Toggle catch



## Borehole guide rails

**Processing profile** (Central bore only necessary with pneumatic toggle catch)



### Assembling:

Only with pneumatic toggle catch: Fix the gas pressure spring (4) to the corner joint (3), put the corner joint onto the guide rail and rivet it through the central bar with the guide rail. Place the hinge (5) into the guide rail and rivet it through the central bar. Press the chain guidance (7) into the forming tube.

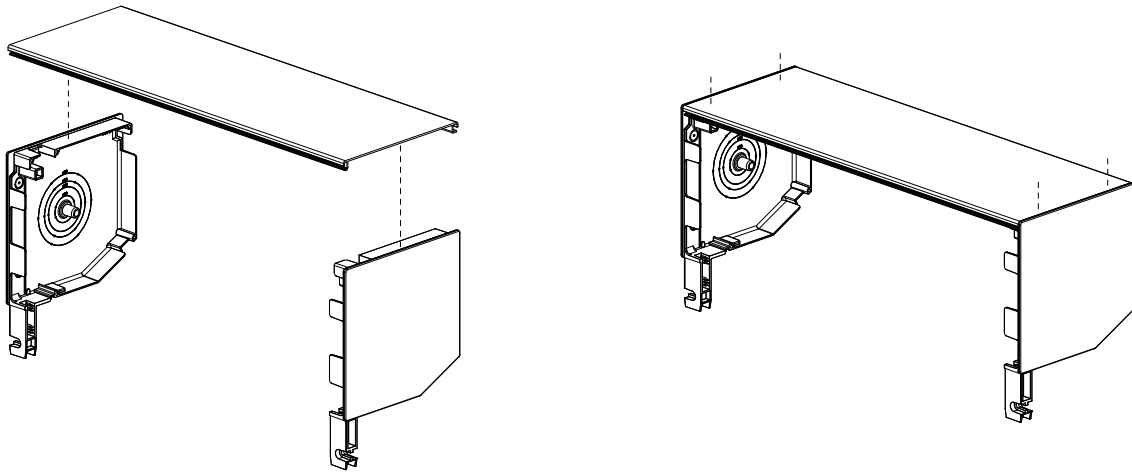
Only with insect screen: Press the covering profile (6) onto the fix component

### Legend

- ① Length of fixed component 250 mm
- ② Borehole  $\varnothing 4.2$  in the central bar
- ③ Corner joint
- ④ Pneumatic spring
- ⑤ Hinge
- ⑥ Covering profile
- ⑦ Chain guidance

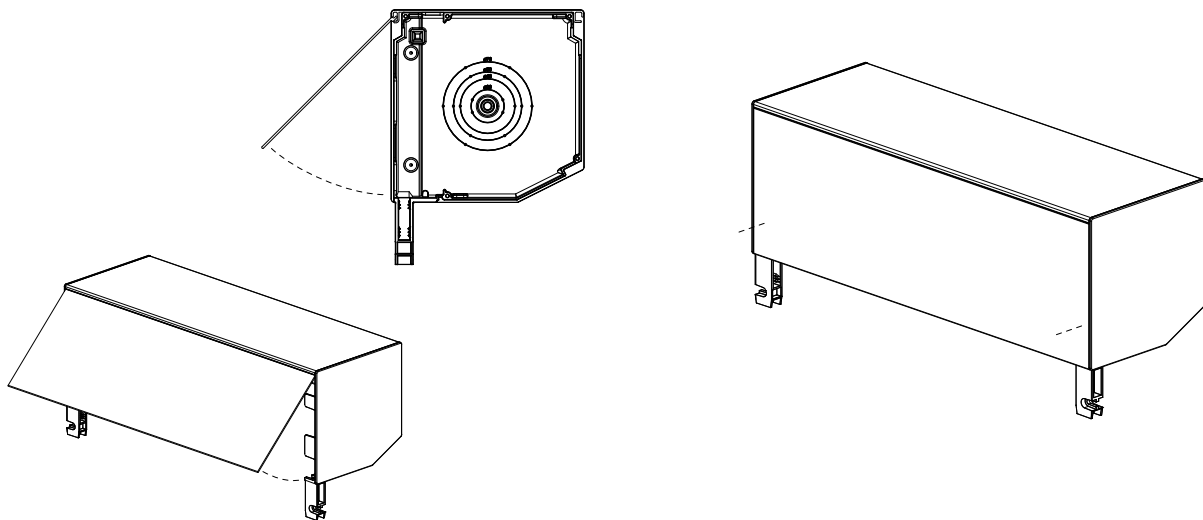
# Assembling the roller shutter box

Extruded square, and rectangular design



Position the upper side of the top board profile onto the end caps; broad hinge faces towards the front, small hinge faces towards the back

Fix the upper side of the top board profile to the end cap using 2 screws or rivets per end cap



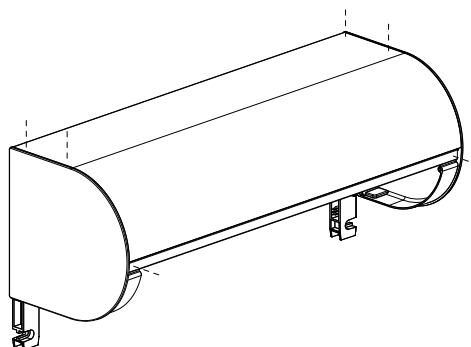
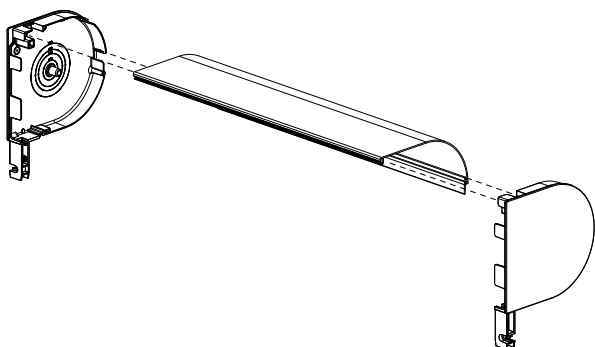
Hook the rear side of the top board profile into the hinge at the upper side of the top board profile

Screw or rivet the rear side of the top board profile and the end cap together



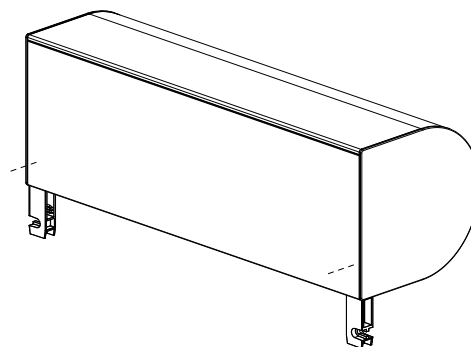
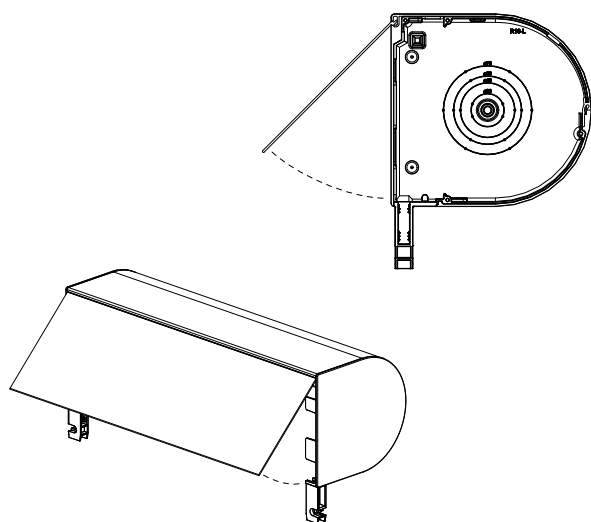
# Assembling the roller shutter box

Extruded round design



Insert the end caps laterally into the upper side of the top board profile NRS

Fix the upper side of the top board profile NRS to the end cap using 3 screws or rivets per end cap

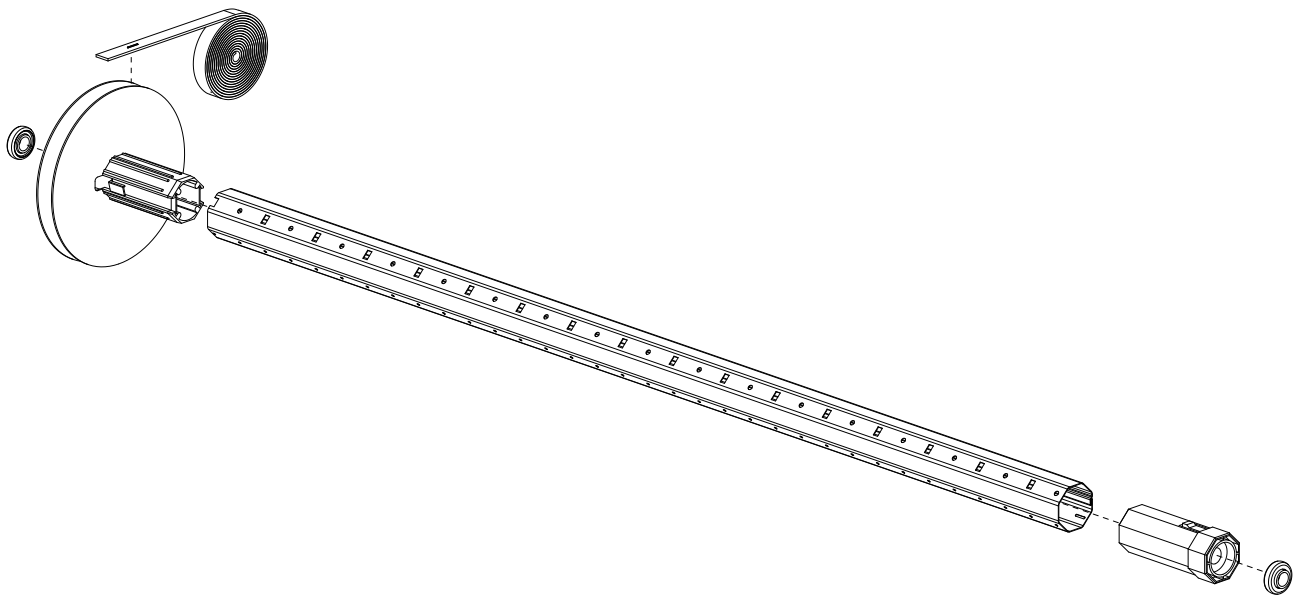


Hook the rear side of the top board profile into the hinge at the upper side of the top board profile NRS

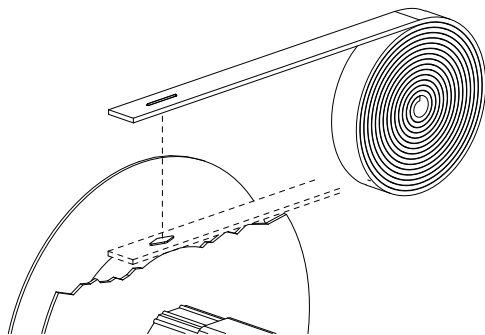
Screw or rivet the rear side of the top board profile and the end cap together

# Assembling the octagon steel shaft

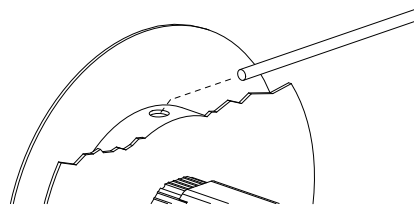
Lift tape / cord



Insert the tape pulley and the roller capsule inclusive ball bearing into the octagon shaft



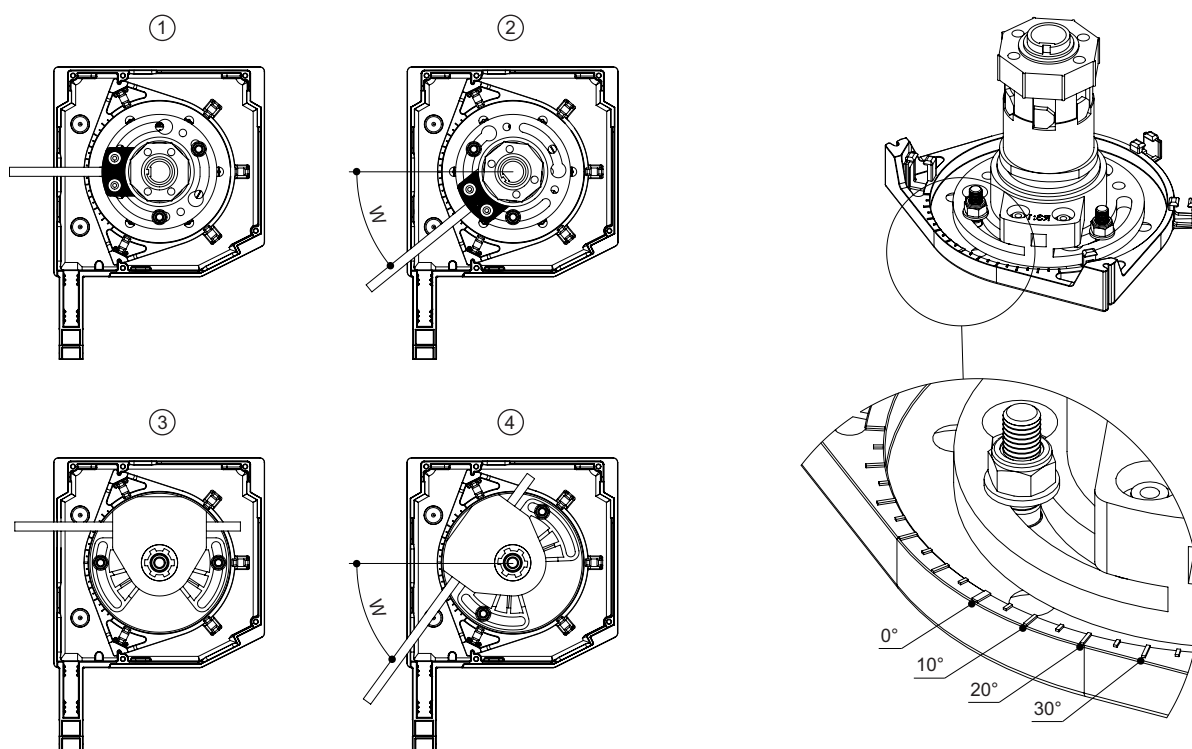
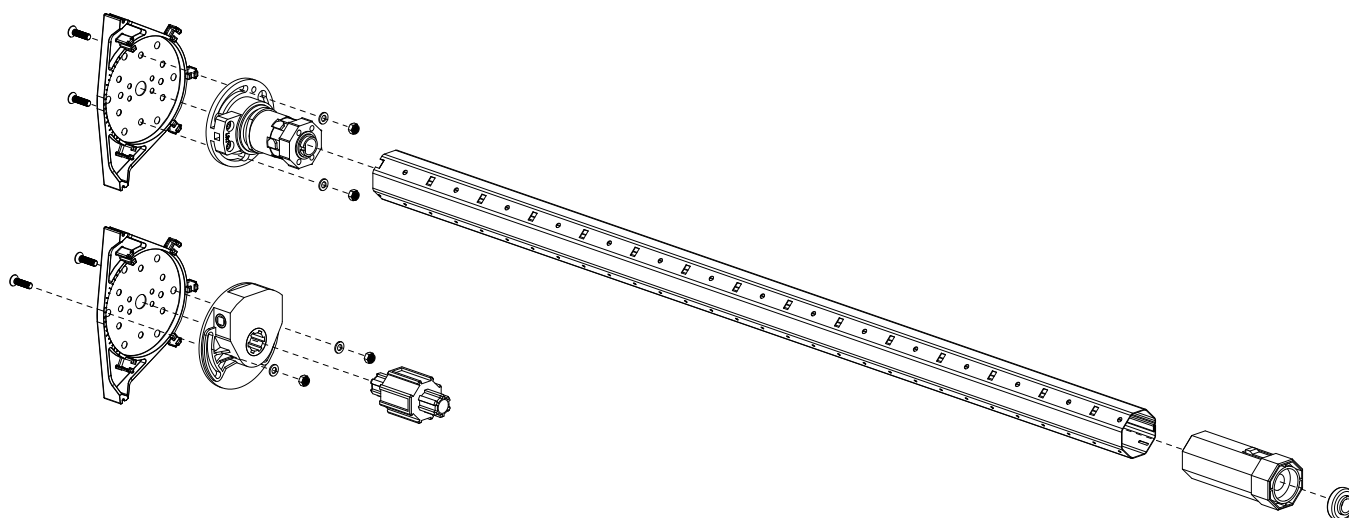
**Mounting the lift tape** onto the lift tape roll



**Mounting the cord** onto the cord roll: Pass the cord through the hole in the cord pulley and make a knot on the other side

# Assembling the octagon steel shaft

Crank handle drive



**Mount gear on the bearing plate**, with the outlet at an angle, set the angle  $W$  according to the table below.  
Mounting material: DIN7991 05x20 countersunk screw, DIN 134 05 plain washer, DIN985 05 locking nut

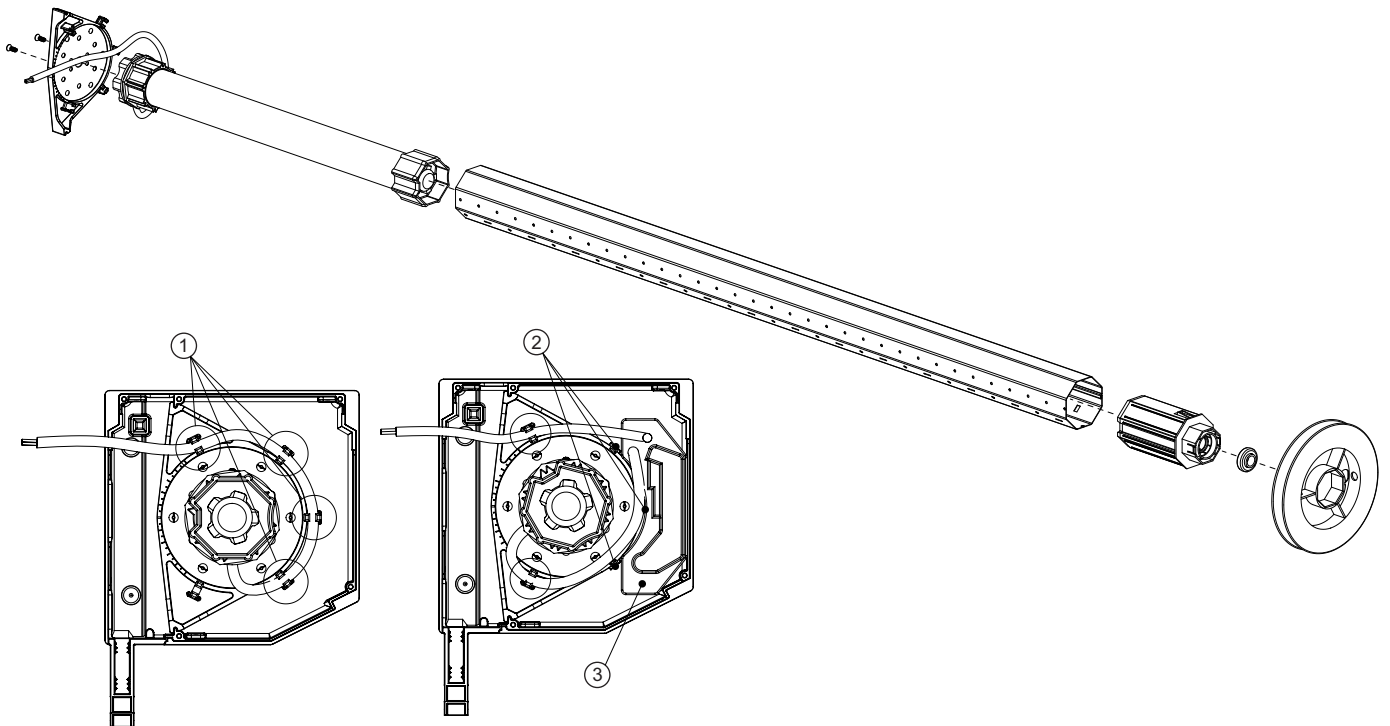
Box size	11	13	13XL	16	16XL	18	20
Bevel gear unit	38°	39°	33°	40°	36°	41°	38°
Worm gear	56°	54°	46°	53°	47°	52°	48°

## Legend

- ① Exit horizontal with bevel gear unit
- ② Exit diagonal with bevel gear unit
- ③ Exit horizontal with worm gear
- ④ Exit diagonal with worm gear

# Assembling the octagon steel shaft

Motor drive



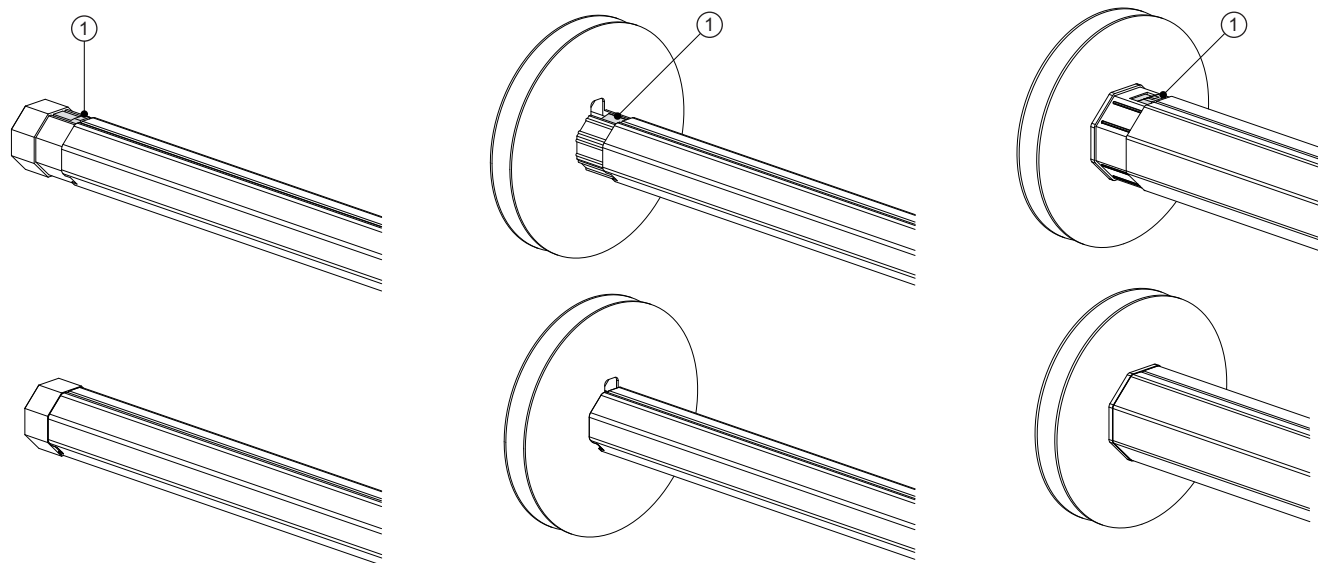
Push the roll cap inclusive ball bearing and the tape pulley into the octagon steel shaft, screw to motor to the bearing plate, glue the board module of the short motor (3) into the end cap

## Legend

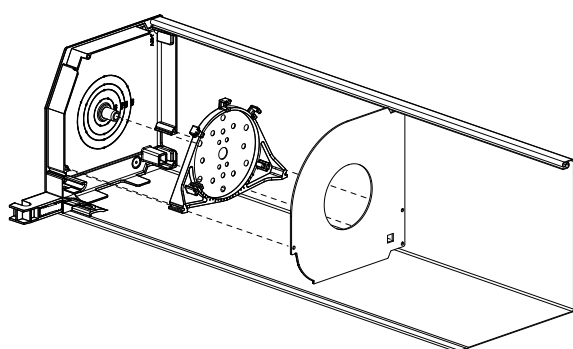
- ① Press the motor cable into 3-4 cable holders
- ② To have enough space for the board module remove the cable holders, if required
- ③ Board module

# Assembling the octagon steel shaft

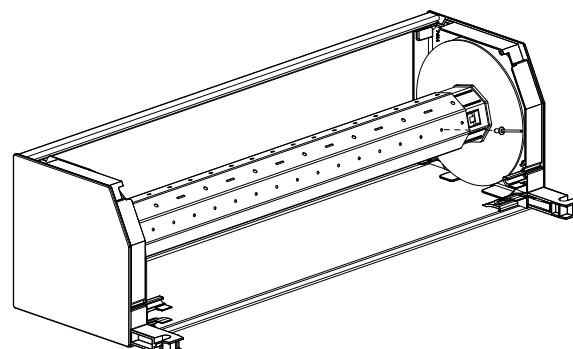
## Installation of the box



Push-in the locking clip, insert the roller capsule (resp. the tape/cord pulley) into the shaft



Push the bearing plate incl. drive into the end cap; screw the deflector plate (optionally) to the end cap or fix it via a fastening plug



Push apart the roller capsule again, so that the locking clip snaps in; screw or rivet the octagon shaft and the roller capsule together (additional protection)

### Deflector plates are required, if

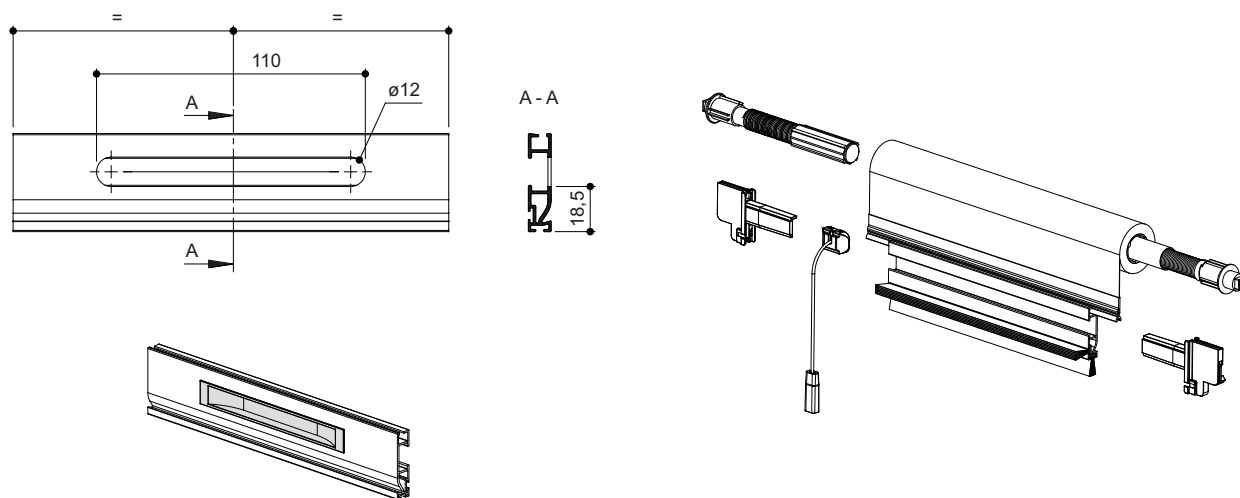
- non-locked roller shutter curtains are used
- the roller shutter box stands upright during transportation and a tape/cord pulley at the bottom side is lacking

### Legend

- ① Locking clip

# Assembly insect screen

## End rod and blind



Mill the end rod according to sketch out and insert the **inset type handle** for the operation from both sides (optional) into the long hole

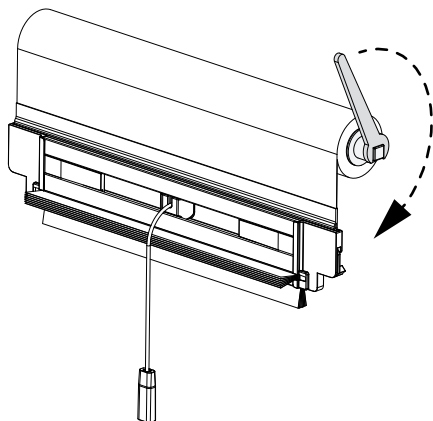
Insert brushes, pull cord and insect screen cover into the end rod, attach end pieces to the end rod, insert spring mechanics and brake into the insect screen shaft.

# Assembly insect screen

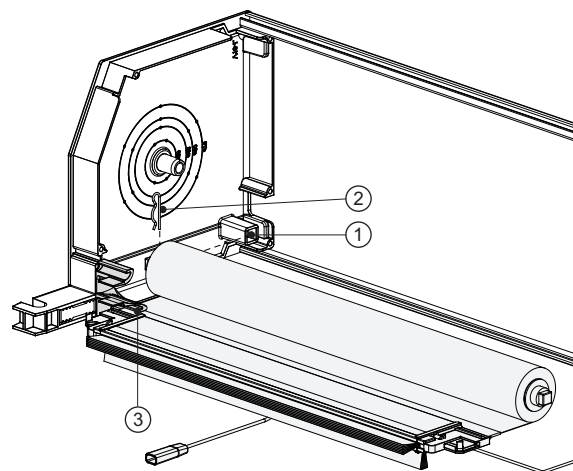
## Installation of the box

Width	575	600	750	850	1050	1250	1350	1450	1550	1650	1750	1850	1950	2050	2200
Height max.	1800	2200	2500	2500	2500	2500	2500	2500	2500	2500	2350	2220	2100	2000	1900
Turns	12*	14*	16	18	20	21	22	23	24	25	26	26	27	27	27

\* Spring mechanic short



Mount the spring mechanic using a spanner wrench (8mm) or an Allen key (4mm).

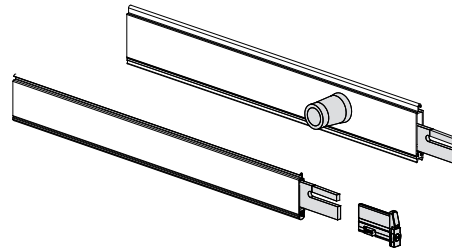
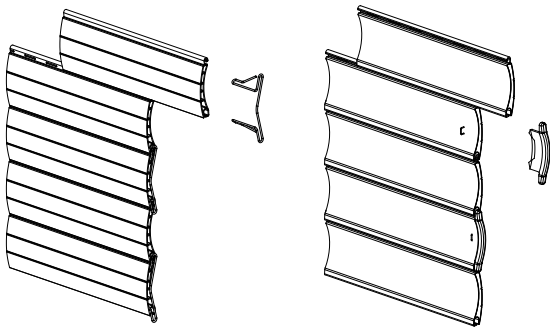


Thread spring mechanics and then brake in side cover square (1), put the clip connector (2) into the spring mechanics as transport lock, thread the insect screen fabric in the entry guide (3).

# Assembly of the roller shutter curtain

Blind K37, K52, A37,A52

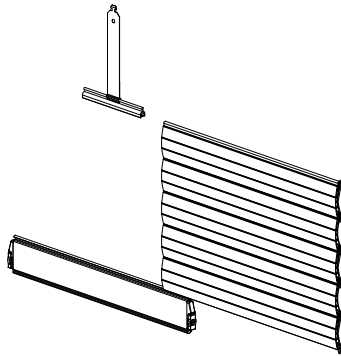
End rod



Telescope roller shutter profiles – upper profiles must be mounted without light gaps.  
 Locking of the plastic profiles by pushing in the locking clamps.  
 Locking of the aluminium profiles by pushing in the locking pieces and fixation by means of clamps.

Slightly bend the weighting steel and slide it into the end rod. Pull the sealing profile into the notch and press the stopper into the end rod.  
 Drill end rod with large spacing at edge distance 42mm and screw on the stop plug towards the inspection cover

## Complete roller shutter curtain



Slide the suspensions and end rod onto the roller shutter blind. Roll up the blind with the end rod first.

Recommended number of suspensions with the respective blind width:

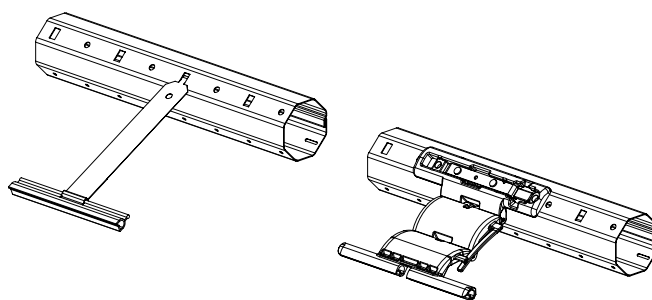
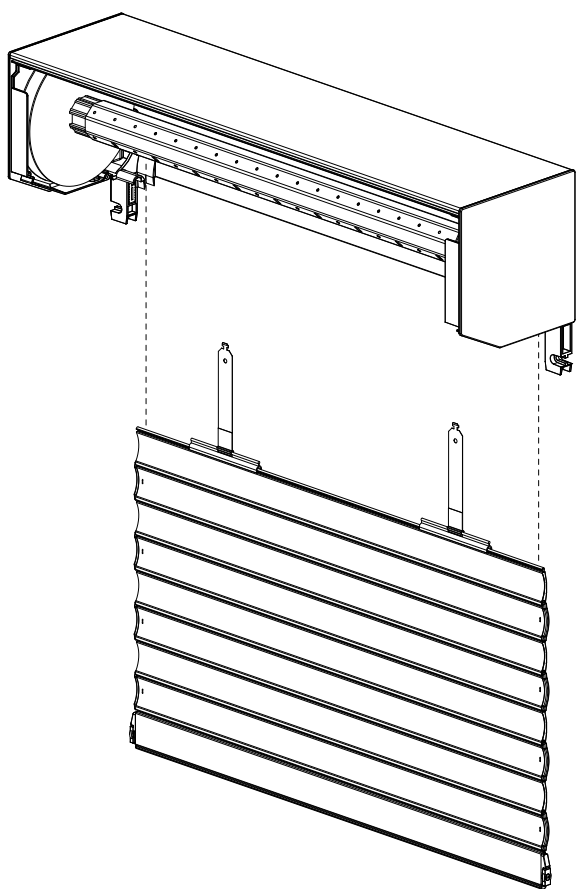
Recommended number of suspensions with the respective curtain width.

Curtain width	Number
≤1200mm	2 units
1201 – 1800 mm	3 units
1801 – 2400 mm	4 units
2401 – 3000 mm	5 units
3001 – 3600 mm	6 units
3601 – 4000 mm	7 units

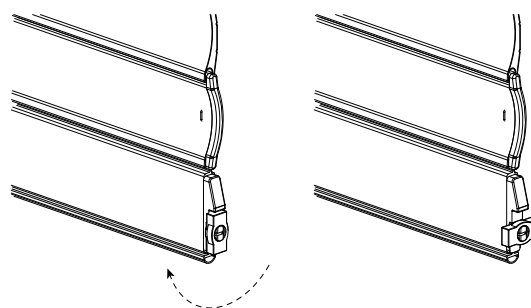


# Assembly of the roller shutter curtain

## Installation of the box



- Hook the fixing spring into the octagon steel shaft
- The shaft connection is mounted by pushing it sideways into the rectangle punch holes of the octagon steel shaft Fixing the shaft connection by self-engagement.

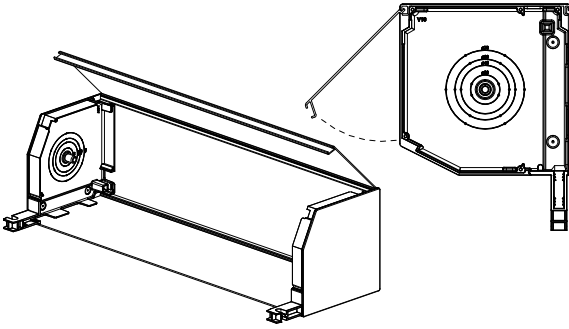


Turn the stopper control knob by 90°

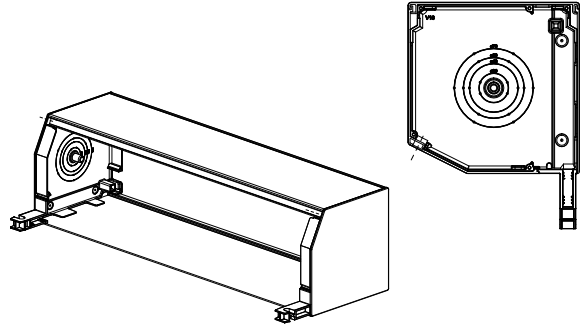
Push the roller shutter curtain via the entry guide into the box

# Closing the box

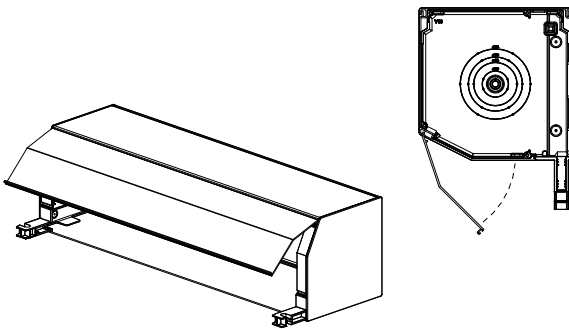
Extruded square, slanted and square design



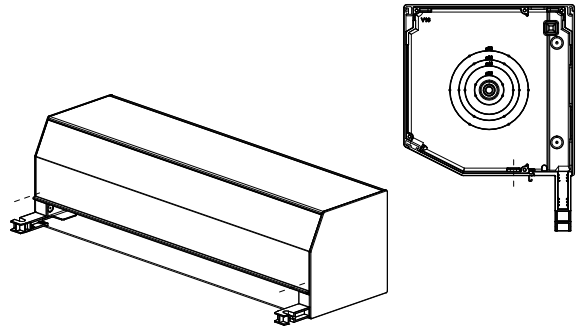
Hook the front side of the top board profile into the hinge at the upper side of the top board profile



Screw or rivet the front side of the top board profile and the end caps together

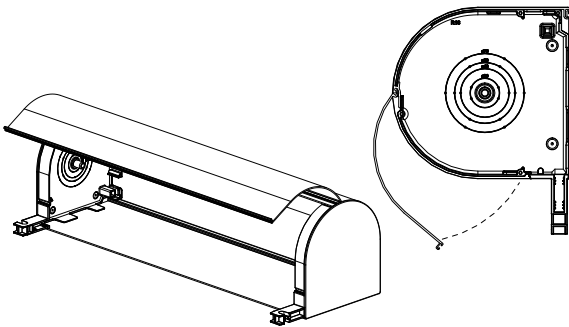


Hook the inspection cover of the top board profile into the hinge at the front side of the top board profile

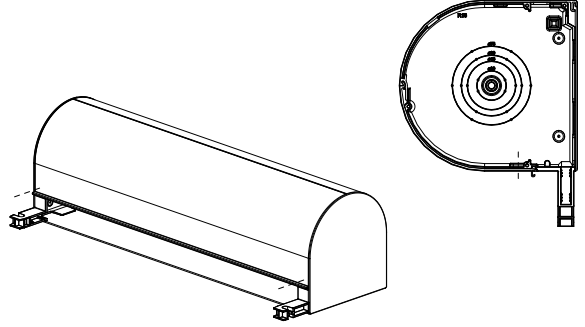


Screw the inspection cover of the top board profile and the end caps together

extruded round design



Hook the inspection cover of the top board profile NRS into the hinge at the upper side of the NRS

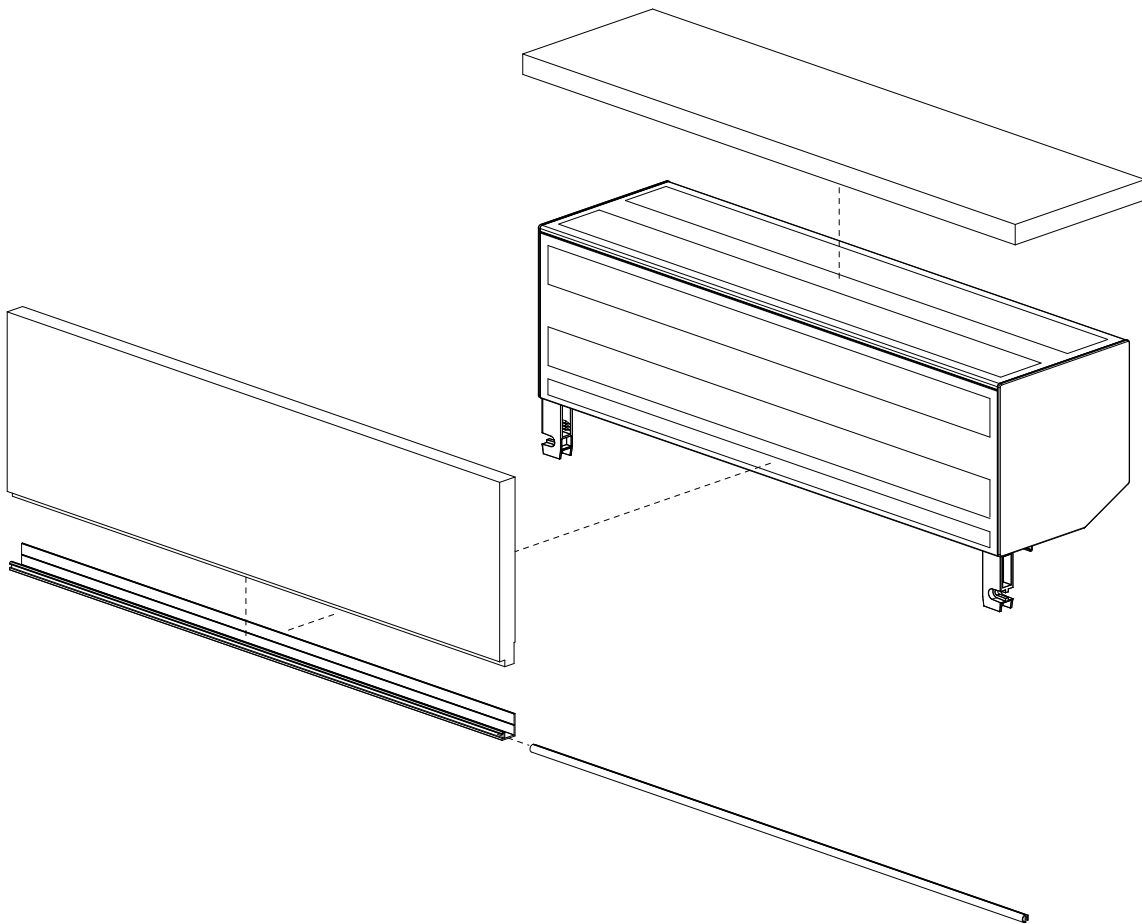


Screw the inspection cover of the top board profile NRS and the end caps together

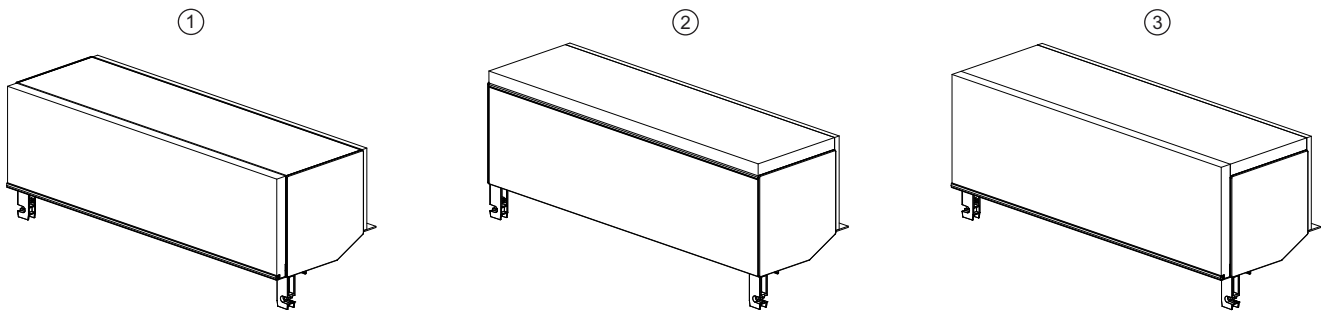


# Insulation

## Insulation of the box



Push the sealing profile into the covering profile; glue the covering profile together with the insulation body to the box using a double-sided adhesive tape



### Insulation options

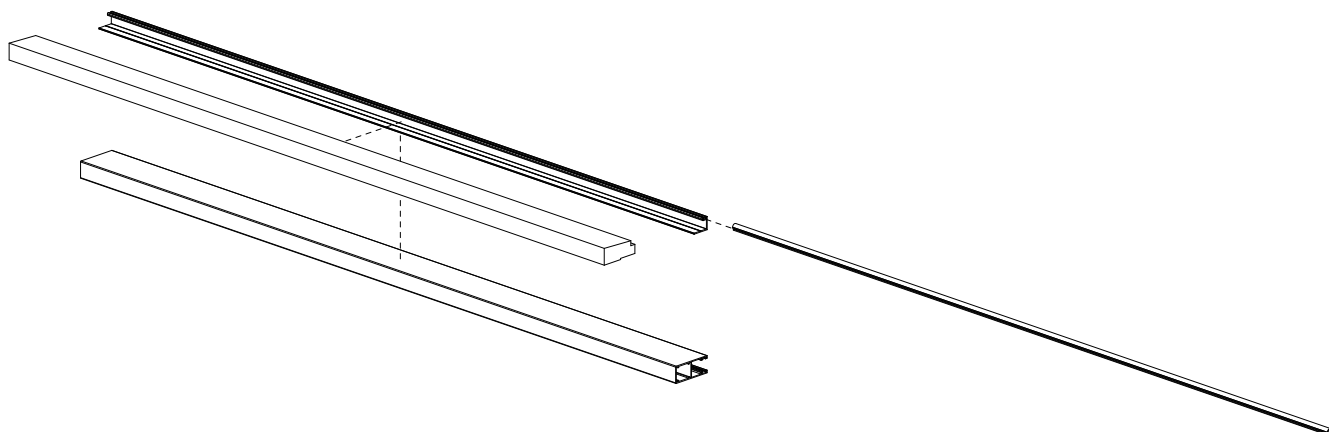
- ① Insulation at the rear side
- ② Ceiling insulation
- ③ Insulation at the rear side and ceiling insulation

### Note

- Valid for insulation thickness 20 and 40mm
- With 40mm ceiling insulation, two EPS-plates with a thickness of 20mm are to be used

# Insulation

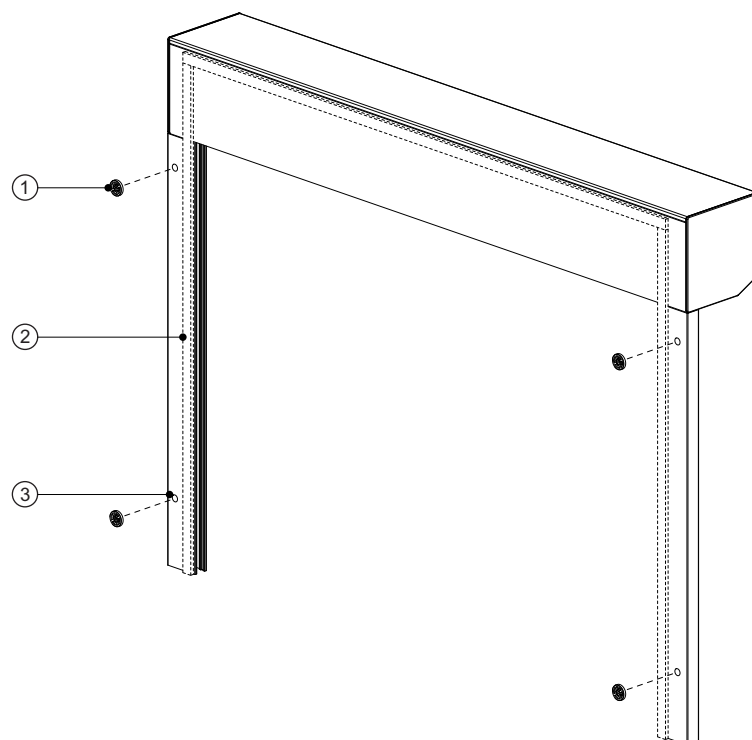
## Insulation of the guide rail



**Insulation at the rear side:** Push the sealing profile into the covering profile; glue the covering profile together with the insulation body to the guide rail using a double-sided adhesive tape

# Insulation

## Insulation Isotherm



### Legend

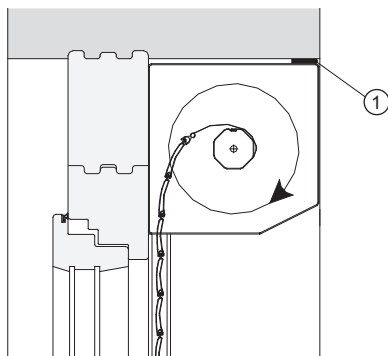
- ① Fastening clip Isotherm
- ② During installation on site the sealing lip is glued to the guide rails and the roller shutter box
- ③ Borehole  $\varnothing 9$  (front side  $\varnothing 10$ )

### Note

Only possible with guide rails that are closed at the rear side

# Installation details

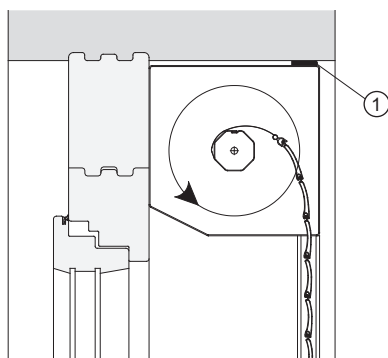
## Mounting methods for roller shutters



### Mounting as left-rolling element (standard)

The box projects away from the mounting base. The blind unwinds in the area of the mounting base.

The drive side of the roller shutter is seen from the rear of the box – inside the building.



### Mounting as right-rolling element

The box projects towards the mounting base. The curtain unwinds with a large distance to the mounting base or is roughly flush with the façade.

The drive side of the roller shutter is seen from the rear of the box – outside the building.

### Legend

- ① Sealing tape for sealing the connection joint

### Note

In the production it is not differentiated between a left roller and a right roller!

When ordering a right-rolling element, the following particularities must be observed:

- Drive side seen on the outside of the building
- Lateral mounting holes
- Diagonal cut guide rail: Angle input <math><90^\circ</math>

# Safety instructions

## General

The safety instructions as well as the appropriate instructions must be read carefully before installation and use. Should the notes and information given in these instructions be disregarded or if the product is misused or used for the wrong purpose, the manufacturer declines the guarantee for damage to the product. In these cases the liability for consequential damage to any parts or persons is ruled out as well.

## Explanation of the pictograms



**Attention!**

This symbol indicates instructions that, if disregarded, can put the user in danger.



**Attention!**

This symbol indicates a risk of injury or danger to life due to an electric shock.



**Attention!**

This symbol indicates instructions that, if disregarded, can potentially result in damage to the product.



This symbol requires you to act.



# Safety instructions



- Keep this document in a safe place; if you sell the unit, please hand this document over to the purchaser
- During operation do not put your hand into or touch movable parts
- Ensure that clothing or body parts cannot get caught on the unit.
- Observe the regulations for prevention of accidents of the employer's liability insurance association!
- Before operation check the unit for visible damage. If the unit is damaged, it should not be used; please consult authorized specialist staff immediately.
- Risk of injury and accident due to the weight of the product!
- Take safety measures against the danger of squashing, especially when operating the unit with automatic devices.



**Danger of suffocation!**

Ensure that the foil cannot get into the hands of children. Keep the foil in a safe place.



**Attention! Risk of injury or danger to life due to an electric shock!**

- Set-up, examination, commissioning and error correction of the unit must only be performed by authorised or trained expert staff (as per VDE 0100).
- Switch off the current to the connecting lines when working at the unit. There is danger to life! Take safety precautions against unintentional switching on!
- Check the electrical wires regularly for damage. Do not use the unit if any damage is found.
- Our electrically driven units are in accordance with the regulations for power plants acc. to VDE 0100. We cannot guarantee for the operational reliability of the unit with non-approved modifications.
- White motor cables are not UV-resistant and must therefore be routed in empty conduits, cable ducts, or similar.
- The enclosed installation instructions of the electrical devices supplied must be observed.

Before operating the unit make sure, that the blind is free movable. If, during lowering, the roller shutter curtain abuts against an obstacle (e.g. a lost object on the window sill), the unit may be damaged.



**Units with motor drive:**

The drives used are operated with a voltage of AC 230V/50Hz. Please check the power supply provided by your utility company before connecting. Any other voltage can destroy the drives.



**Units with crank handle drive, tape and cord operation:**

Fold the crank handle only into the specified direction. Operate the unit steadily, avoid using force. Do not continue to raise or lower the roller shutter curtain, when the limit stop is reached. The limit stops protect your units.

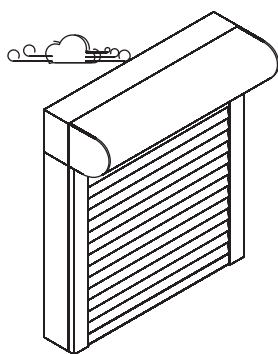


**Formation of condensation water:**

Do not let the window tilted for extended periods of time, when the roller shutter curtain is lowered. Otherwise condensation water will form on the blind. If the outside temperatures are below the freezing point, this will lead to the formation of ice.

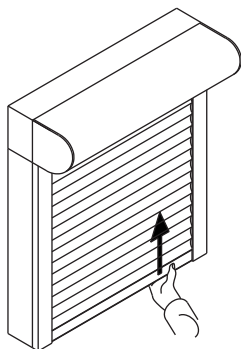


# Safety instructions



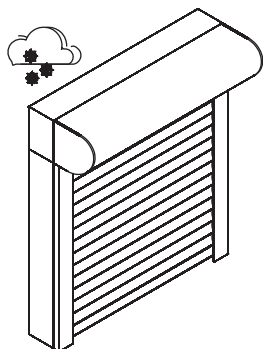
## Operation of the roller shutter in case of storm:

During strong winds close the window or pull the roller shutter to the upper end position. Take care, that no draught can arise, even during your absence. If the window is open, the closed roller shutter cannot withstand all wind loads. The given wind class is only guaranteed with a closed window.



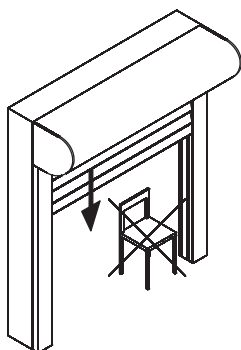
## Incorrect operation:

Never push up or pull down the roller shutter curtain, as this could cause malfunctions. Do not put your hand between movable parts.



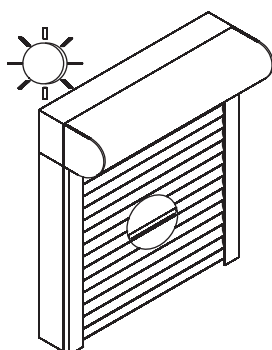
## Operation of the roller shutter in case of frost:

In case of frost the roller shutter can freeze shut. Avoid using force to operate the roller shutter and do not use it, if there is snow or ice in the guide rails. Do not operate the roller shutter if it is frozen solid. Switch automatic control devices off, if there is a risk of freezing.



## Range of movement of the roller shutter:

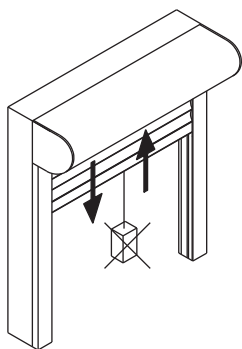
Please make sure that no obstacles block the guide rails of the roller shutter.



## Operation during heat:

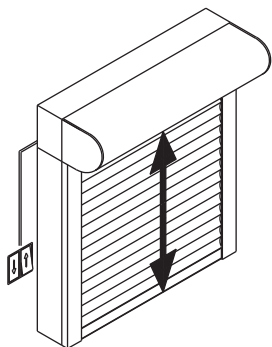
On hot summer days a heat accumulation may occur behind closed roller shutter curtains - distortion of plastic profiles (reaching the dimensional stability under heat  $\hat{=}$  Vicat softening temperature). In order to prevent damage, the blinds must be opened so far that all light gaps are opened. Due to rear ventilation, the distortion of the plastic profiles (roller shutter curtains) is reduced!

## Safety instructions



### Using the product for the wrong purpose:

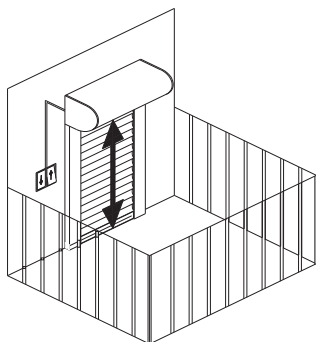
Use the unit solely for the given purpose. Any wrong use can endanger the user and result in damage to the product. Do not overload the roller shutter, e.g. with additional weights. If the product is used for a different purpose, the right to claim under guarantee is forfeited.



### Accessibility of the operating devices:

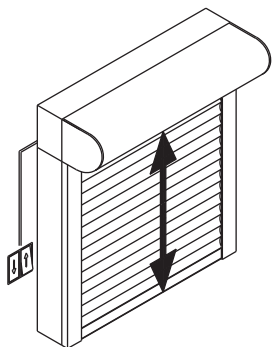
Place the operating switch within sight of the unit, but not near any of the moving parts. Never let children play with the operating devices such as hand-held radio transmitter, switches or automatic devices. There is danger of squashing, especially when operating the unit with automatic devices.

Fix the operating switch at a point where the disabled also have access.



### Automatic roller shutters in front of balcony or terrace doors:

If there is a motor-driven roller shutter that is connected to an automatic control system in front of the only access to your balcony or your terrace, you could lock yourself out. Please switch off the automatic device, if you enter the balcony or the terrace.



### Observe the motor runtime:

The motors used are not suitable for a non-stop operation. The integrated thermo protection switches the motor off after approx. 4 minutes. After approx. 10 to 15 minutes the product is ready for use again.

## Installation Instructions

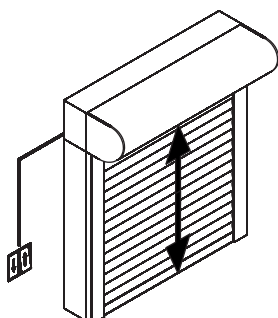
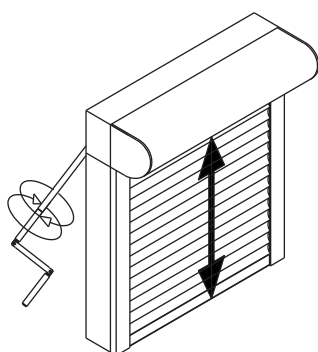
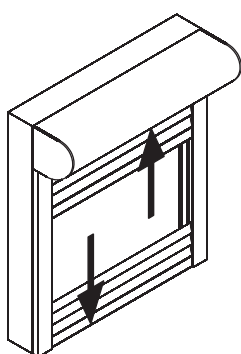
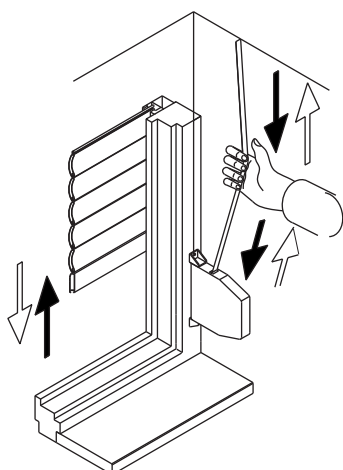
You will find detailed and updated installation instructions for the individual HELLA products in the download area on our homepage:

[www.hella.info](http://www.hella.info)



These installation instructions refer to prefabricated elements, that (1) for 100% are made from parts, which are defined by us, and (2) which are made in manufacturing processes, which are defined by us too; in all other cases we do not provide any guarantee!

# Operating guidelines



## Lift tape / cord:

Opening / closing the roller shutter by pulling the lift tape/cord.  
Pull the lift tape/cord steadily and vertically downwards or upwards out of the tape take-up reel box.

The lateral deflection of the lift tape results in an augmented wear. This can cause the tape to be pulled out of shape. This may cause malfunctions.  
The lift tape/cord is rolled up automatically in the take-up reel. Ease the lift tape/cord towards the top, never let it loose.

When opening with the lift tape/cord, slow down when you get to the final third. The roller shutter should not be allowed to smash into the top. When closing with the lift tape/cord, slow down when you get to the final third. Avoid any jerky operation.

## Crank handle drive:

Opening / closing the roller shutter curtain by turning the crank rod.  
Slow down the turning motion of the crank handle before the roller shutter curtain is opened completely. Slow down the turning motion of the crank handle before the blind is closed completely.

Avoid excessive bending of the crank rod. This results in stiffness and augmented wear.  
The roller shutter curtain should not be allowed to smash into the top.

Do not carry on turning the crank handle with force when the roller shutter curtain is completely opened. If the roller shutter is completely closed, do not carry on turning the crank handle into the downwards direction, as soon as you notice a resistance.

The crank handles of crank handle operated unit are provided with a freewheel at the lower limit stop to protect the units (exception: units with Top-Safe-shaft).

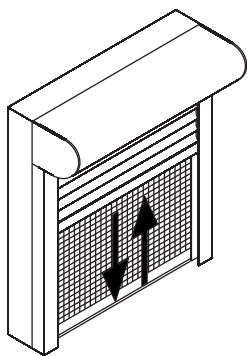
## Motor drive:

By activating a switch, a remote control or an automatic device, the roller shutter moves "UP" or "DOWN". The end points of the drive are adjusted ex works. Please observe the enclosed instructions of the manufacturer of the drive, if any modification is required.

The roller shutter stops by releasing a touch contact switch or - if a locking pushbutton is used - by pushing the counter or stop button.

Please refer to the enclosed instructions of the manufacturer for operating possibilities via control devices.

## Operating guidelines



### **Insect roller screen:**

Open/close the insect screen by locking or unlocking the insect screen end rod at the lower end stop.

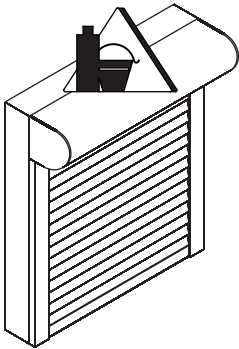
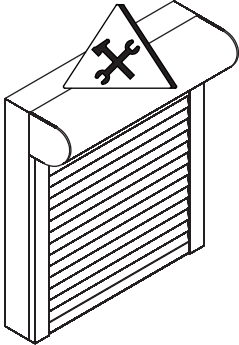
Locking and unlocking the end rod Easy-Click by pushing the end rod towards the bottom.

The insect roller screen is not moveable when the roller shutter curtain is closed completely.

# Maintenance Instructions and Servicing



An unintentional switching on of units with motor drive is possible. Make sure that the automatic control device is switched off and that the current supply is interrupted during cleaning or maintenance work. If the unit is operated manually, the operating crank handle must be unhooked and kept in a safe place.



## Maintenance:

All inspection and maintenance works must be carried out by a HELLA specialised company or a HELLA partner. Regularly check the electrical wires of motor driven units for damage. Check the mechanical parts of your roller shutter for visible damage. After exceptional events such as storm, hail, sleet, maloperation or the like, the unit must be checked for noticeable damage prior to operating it. If the unit is damaged, it must not be used; consult authorized specialist staff immediately. It is recommended to have the unit maintained by specialist staff on an annual basis. This way wear is detected at an early stage and damage to the unit is prevented.

## Cleaning:

As a sun protection device fixed outside, your units can get dirty in the course of time. This will not reduce the usability of your unit. The powder-coated parts will remain presentable for longer, if they are cleaned regularly with a soft woollen cloth.



Do not use solvents, alcohol (rubbing alcohol) or scouring cleansing agents! Use a mild household cleaner and a soft cloth to wash down fingerprints and light grease- or oil patches. Rinse off with clear water and dry with a soft cloth.



Never press the profiles sharply, there is risk of snapping. Never use a high-pressure cleaner. There is a risk that the surface of the profiles is affected by the pressure and the heat.

Remove regularly dirt or objects from the guide rails.

# PRODUCT PORTFOLIO



Outdoor blinds & exterior venetian blinds



Roller shutters



Awnings

Over-glass and under-glass awnings



Pergolas



Vertical awnings



Interior blinds



Insect screens



Solutions for building shells



Control devices



# HELLA

HELLA Sonnenschutztechnik GmbH  
Eisenbahnstraße 2B  
47198 Duisburg

+49 2066 2004-0  
info.de@hella.info

**Assembly sets | nova front-mounted roller shutters**

7530 0042\_EN

Subject to modifications.